

Setting the Standard of Quality Since 1890



MARSHALLTOWN
The Premier Line

Catalog 117

MASONRY TOOLS 06-30

GILSON MIXERS 31-38

CONCRETE TOOLS 39-139

ASPHALT TOOLS 140-148

**DRYWALL, PLASTERING,
PAINT SUNDRY & WALLCOVERING TOOLS** 149-203

FLOORING & TILING TOOLS 204-227

EIFS TOOLS 228-234

MISCELLANEOUS ITEMS & DISPLAYS 235-252

INDEX 253-282

MARSHALLTOWN

proud sponsor of



A team of one mason and one tender compete to lay a double wythe, 26 foot wall in 60 minutes. The goal, to construct a finished, quality wall containing as many units as possible. Prior to this event is the Toughest Tender competition. Tenders compete to see who can accurately set up their work zones in the least amount of time.

MCAA Fastest Trowel on the Block




Each team consists of one mason and two tenders. They have 20 minutes to build as much of an 18 block long wall as possible

MCAA Skills Challenge



This competition consists of first, second and third year masonry apprentices. Each level is given a project appropriate to their know-how that they have not seen before.



Visit our booth at the Las Vegas Convention Center.

Tools For Schools

from **MARSHALLTOWN**

A good education begins with the right tools and Marshalltown Company has the right tools for your vo-tech program. Marshalltown has implemented programs to aid instructors in getting the proper tools into the hands of their students. These programs are available to any instructors who use masonry, concrete, drywall/plastering, paint, tiling, or archaeology tools in their classrooms.

Student Award Program

This program was created to recognize outstanding students (secondary, post secondary or apprenticeships) for their exemplary work. Follow these three steps:

- Choose one student (per term) who has excelled in the masonry, plastering, drywall, concrete, paint or tile trades. This student should be actively training for a career in the trade.
- Fill out the Marshalltown Student Award form which asks for the student's name and desired trowel (including type, size and pattern, or part number, if known).
- Fax or mail this completed form and Marshalltown will send the following materials to your attention: a letter of commendation, certificate of merit, complimentary trowel, and Marshalltown hat.

Marshalltown Match Program

This program is designed for schools or training facilities buying Marshalltown tools from a local retailer. Marshalltown will match those dollars spent in free tools up to \$400.00 per year. Follow these two steps:

- Send Marshalltown a copy of the paid receipt from your local retailer with our part numbers and the cost clearly marked.
- Fax or email your hand tool request to us on your school's letterhead. For proper handling please mark your order Attn: Marketing – Tools for Schools.

Contact us for the full Tools for Schools information packet that has all your tool buying options.
You can reach us at 800-888-0127 or email education@marshalltown.com.


Marshalltown Sponsored Events

Among the many competitions that Marshalltown is involved with SkillsUSA is the largest. SkillsUSA is a national organization serving high school and college students who are preparing for a career in technical, skilled and service occupations. These young masons compete against the clock and themselves to demonstrate their level of expertise. The contest consists of a written test and the construction of a brick and block composite project. They have up to six hours to complete the project. Once finished they are judged on several criteria to determine the overall winner.



MARSHALLTOWN®

BRICK TROWELS



PHILADELPHIA PATTERN

Philadelphia pattern trowels are better suited for laying block because they allow for more mortar to be placed on the blade



LONDON PATTERN

London pattern trowels are the standard blade type for laying brick.



WIDE LONDON PATTERN

Wide London pattern trowels can be used for laying brick or block. The rounded heel places the mortar further forward on the blade than the Philadelphia style trowels.

When you purchase a MARSHALLTOWN® Brick Trowel There Are No Surprises

No other brick trowel manufacturer can match MARSHALLTOWN's commitment to providing consistent quality. It all starts with our steel; a proprietary formula developed for the unique requirements of a brick trowel. We take our steel and carefully forge and heat treat it into brick trowels by using state of the art equipment that we have developed and refined into a unique factory dedicated to making the best brick trowels in the world. Our handle rise is always set at precisely the same angle. We hold extremely tight tolerances on blade thickness to maintain consistent flexibility and strength on every trowel we sell. We precisely maintain blade chemistry and hardness to guarantee that your trowel will perform better than expected. This all means that every single MARSHALLTOWN brick trowel we make is great. Most manufacturers can make a few good brick trowels, and maybe even one or two great ones. But they also make bad trowels, and you have to suffer through those bad trowels to get the few good ones. Choosing a MARSHALLTOWN brick trowel means that you choose to get a great brick trowel every time, so there are no surprises.



PermaShape® London Style

- PermaShape® process guarantees no blade droop
- Forged from a single piece of high carbon steel, then heat treated for strength and durability
- Handle rise is set for the correct hang and balance
- Blade is taper ground and polished
- Impact area is extra strong
- Four handle styles to choose from
- Sold 2 per inner pack/12 per outer pack



MADE IN
U.S.A

U.S. Patent Nos. for
PermaShape®
5,697,265 & 5,791,009;
U.K. Patent No. 2,335,942

Philadelphia Style

- Forged from a single piece of high carbon steel, then heat treated for strength and durability
- Blade is taper ground and polished
- Handle rise is set for the correct hang and balance
- Impact area is extra strong
- Four handle styles to choose from
- Sold 2 per inner pack/12 per outer pack, sold 2 per inner pack/2 per outer pack where noted with *



MADE IN
U.S.A

DuraSoft® Handle
U.S. Patent Nos.
5,327,612 & 5,446,941

MARSHALLTOWN The Premier Line

EDI	Part#	Size-in.	Size-mm	Handle
10142	3312FGS	12 X 5½	305 X 130	
10235	33P12S	12 X 5½	305 X 130	
10736	33L12S	12 X 5½	305 X 130	
10143	3313FGS	13 X 5¾	330 X 137	
10141	3313S	13 X 5¾	330 X 137	
10237	33P13S	13 X 5¾	330 X 137	
10737	33L13S	13 X 5¾	330 X 137	

MARSHALLTOWN The Premier Line

EDI	Part#	Size-In.	Size-mm	Handle
10189	19 9.5FG	9½ X 4¾	241 X 121	
10190	19 9.5	9½ X 4¾	241 X 121	
10730	19P9.5	9½ X 4¾	241 X 121	
10731	19 L9.5	9½ X 4¾	241 X 121	
10105	19 10FG	10 X 5	254 X 127	
10106	19 10	10 X 5	254 X 127	
10206	19P10	10 X 5	254 X 127	
10306	19L10*	10 X 5	254 X 127	
10118	1910.5FG	10½ X 5¼	267 X 133	
10108	19 10.5	10½ X 5¼	267 X 133	
10208	19P10.5	10½ X 5¼	267 X 133	
10308	19L10.5*	10½ X 5¼	267 X 133	
10109	19 11FG	11 X 5½	279 X 140	
10110	19 11	11 X 5½	279 X 140	
10210	19P11	11 X 5½	279 X 140	
10310	19L11*	11 X 5½	279 X 140	
10112	19 11.5	11½ X 5¾	292 X 146	
10733	19 11.5FG	11½ X 5¾	292 X 146	
10212	19P11.5	11½ X 5¾	292 X 146	
10312	19L11.5*	11½ X 5¾	292 X 146	
10116	19 12FG	12 X 6	305 X 152	
10114	19 12	12 X 6	305 X 152	
10214	19P12	12 X 6	305 X 152	
10314	19L12*	12 X 6	305 X 152	

Wide London Style

- Forged from a single piece of high carbon steel, then heat treated for strength and durability
- Blade is taper ground and polished
- Impact area is extra strong
- Handle rise is set for the correct hang and balance
- Four handle styles to choose from
- Sold 2 per inner pack/12 per outer pack, sold 2 per inner pack/2 per outer pack where noted with *



MADE IN
U.S.A

DuraSoft® Handle
U.S. Patent Nos.
5,327,612 & 5,446,941

MARSHALLTOWN The Premier Line

EDI	Part#	Size-in.	Size-mm	Handle
10735	3410.5FG	10½ X 5¾	267 X 146	
10148	3410.5	10½ X 5¾	267 X 146	
10248	34P10.5	10½ X 5¾	267 X 146	
10348	34L10.5*	10½ X 5¾	267 X 146	
10152	3411FG	11 X 5¾	279 X 146	
10150	34 11	11 X 5¾	279 X 146	
10250	34P11	11 X 5¾	279 X 146	
10350	34L11*	11 X 5¾	279 X 146	
10153	3412FG	12 X 5¾	305 X 146	
10154	34 12	12 X 5¾	305 X 146	
10254	34P12	12 X 5¾	305 X 146	
10354	34L12*	12 X 5¾	305 X 146	



DuraSoft® Handle
U.S. Patent Nos.
5,327,612 & 5,446,941

London Style

- Forged from a single piece of high carbon steel, then heat treated for strength and durability
- Handle rise is set for the correct hang and balance
- Blade is taper ground and polished
- Impact area is stronger
- Four handle styles to choose from, options are shown in table
- Sold 2 per inner pack/12 per outer pack, sold 2 per outer pack where noted with*



MADE IN
U.S.A

DuraSoft® Handle
U.S. Patent Nos.
5,327,612 & 5,446,941

MARSHALLTOWN The Premier Line

EDI	Part#	Size-in.	Size-mm	Handle
10185	33 9FG	9 X 4¼	229 X 108	
10186	33 9	9 X 4¼	229 X 108	
10362	33P9	9 X 4¼	229 X 108	
10171	33L9	9 X 4¼	229 X 108	
10187	33 9.5FG	9½ X 4¾	241 X 111	
10188	33 9.5	9½ X 4¾	241 X 111	
10363	33P9.5	9½ X 4¾	241 X 111	
10173	33L9.5	9½ X 4¾	241 X 111	
10121	33 10FG	10 X 4¾	254 X 118	
10126	33 10	10 X 4¾	254 X 118	
10226	33P10	10 X 4¾	254 X 118	
10326	33L10*	10 X 4¾	254 X 118	
10122	33 10.5FG	10½ X 4¾	267 X 121	
10128	33 10.5	10½ X 4¾	267 X 121	
10228	33P10.5	10½ X 4¾	267 X 121	
10328	33L10.5*	10½ X 4¾	267 X 121	

MARSHALLTOWN The Premier Line

EDI	Part#	Size-in.	Size-mm	Handle
10123	33 11FG	11 X 4¾	279 X 124	
10130	33 11	11 X 4¾	279 X 124	
10230	33P11	11 X 4¾	279 X 124	
10330	33L11*	11 X 4¾	279 X 124	
10124	33 11.5FG	11½ X 5	292 X 127	
10132	33 11.5	11½ X 5	292 X 127	
10232	33P11.5	11½ X 5	292 X 127	
10332	33L11.5*	11½ X 5	292 X 127	
10125	33 12FG	12 X 5½	305 X 130	
10134	33 12	12 X 5½	305 X 130	
10234	33P12	12 X 5½	305 X 130	
10334	33L12*	12 X 5½	305 X 130	
10138	33 13FG	13 X 5¾	330 X 137	
10136	33 13	13 X 5¾	330 X 137	
10236	33P13	13 X 5¾	330 X 137	
10336	33L13*	13 X 5¾	330 X 137	

Brick Trowel Handles

- Will fit all of our **MARSHALLTOWN** brick trowels
- Sold 1 per inner pack/12 per outer pack



MADE IN
U.S.A

MARSHALLTOWN The Premier Line

EDI	Part#	Description	Dia.-in.	Dia.-mm
19106	14	Wood	1¼	31
19108	14P	Plastic	1½	38
19107	14L	Leather	1½	32

Trowel Handle Bumper

- Replacement bumper for DuraSoft® brick trowel handles
- Sold 1 per inner pack/1 per outer pack



MADE IN
U.S.A

MARSHALLTOWN The Premier Line

EDI	Part#	Size-in.	Size-mm
19104	19104	N/A	N/A

Ceremonial Trowel

- Excellent for retirement gifts, award presentations or ground breaking ceremonies
- Laser etched graphics on carbon steel blade, clear powder coated for rust protection
- Sold 1 per inner pack/ 1 per outer pack

DuraSoft® Handle
U.S. Patent Nos.
5,327,612 & 5,446,941




MADE IN
U.S.A.

MARSHALLTOWN The Premier Line

EDI	Part#	Size-in.	Size-mm
16031	16031	10 X 4 $\frac{5}{8}$	254 X 118

London & Wide London Style

- Durable construction
- Perfect for projects of any size
- Designed for repeated use but priced for the Do-It-Yourselfer
- Soft grip handle for increased comfort
- Sold 6 per inner pack/6 per outer pack



QLT^{BY}MARSHALLTOWN

EDI	Part#	Style	Size-in.	Size-mm
10752	BTSG11	London	11 X 4 $\frac{3}{4}$	279 X 121
18588	BTSG1155	Wide London	11 X 5 $\frac{1}{2}$	279 X 140
18586	BTSG12	London	12 X 5	305 X 127

London Style

- Durable construction
- Designed for repeated use but priced for the Do-It-Yourselfer
- Perfect for projects of any size
- Plastic no slip grip handle
- Sold 6 per inner pack/60 per outer pack



QLT^{BY}MARSHALLTOWN

EDI	Part#	Size-in.	Size-mm
10746	BTP10	10 X 4 $\frac{3}{4}$	254 X 121

Philadelphia Style

- Blade is tempered, ground and polished
- Hardwood handle
- Philadelphia pattern allows more mortar to be placed on the blade
- Sold 6 per inner pack/60 per outer pack



QLT^{BY}MARSHALLTOWN

EDI	Part#	Size-in.	Size-mm
16196	96	10 X 5	254 X 127

London Style

- Blade is tempered, ground and polished
- Hardwood handle
- London pattern trowels are designed for laying brick
- Rounded heel shapes the blade so that the mortar is carried a little further forward on the blade
- Sold 6 per inner pack/60 per outer pack

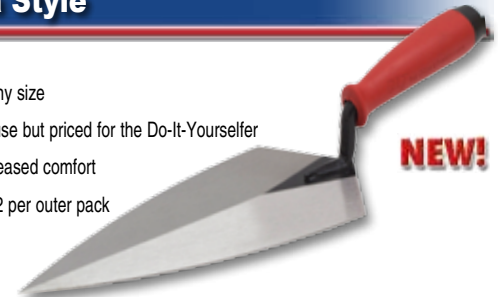


QLT^{BY}MARSHALLTOWN

EDI	Part#	Size-in.	Size-mm
16126	926	10 X 4 $\frac{3}{4}$	254 X 121

Philadelphia Style

- Durable construction
- Perfect for projects of any size
- Designed for repeated use but priced for the Do-It-Yourselfer
- Soft grip handle for increased comfort
- Sold 1 per inner pack/12 per outer pack



QLT^{BY}MARSHALLTOWN

EDI	Part#	Size-in.	Size-mm
18587	BTSG10	10 X 5	254 X 127

Left & Right Handed Bucket Trowels

- Forged from a single piece of high carbon steel
- Available for right or left handed use
- Sold 6 per inner pack/6 per outer pack



MADE IN
U.S.A.

MARSHALLTOWN The Premier Line

EDI	Part#	Description	Size-in.	Size-mm
10102	19 7.5	Right Angled	7 $\frac{1}{2}$	191
10104	19 8.25	Right Angled	8 $\frac{1}{4}$	210
10823	19 7.5L	Left Angled	7 $\frac{1}{2}$	191
10824	19 8.25L	Left Angled	8 $\frac{1}{4}$	210

Bucket Trowels

- Durable construction
- Designed for repeated use but priced for the Do-It-Yourselfer
- Soft grip handle for increased comfort
- BKTSG75SS is made of stainless steel
- Sold 1 per inner pack/12 per outer pack, sold 1 per inner pack/6 per outer pack where noted with *



NEW!

QLT BY MARSHALLTOWN

EDI	Part#	Description	Size-in.	Size-mm
18738	BKTSG75SS	Stainless Steel	7½	191
18736	BKTSG75*	Carbon Steel	7½	191
18737	BKTSG825*	Carbon Steel	8¼	210

Pointing Trowels

- Durable construction
- Perfect for projects of any size
- Designed for repeated use but priced for the Do-It-Yourselfer
- Soft grip handle for increased comfort
- **New items indicated in red**
- Sold 6 per inner pack/6 per outer pack, sold 1 per inner pack/6 per outer pack where noted with *



QLT BY MARSHALLTOWN

EDI	Part#	Size-in.	Size-mm
10744	PTSG525	5 X 2½	127 X 64
18633	PTSG6275*	6 X 2¾	152 X 70
18634	PTSG73*	7 X 3	178 X 76

Philadelphia Style Pointing Trowels

- Forged from a single piece of high carbon steel for unsurpassed strength
- Choice of resilient DuraSoft® handle with integral finger guard or hardwood handle with metal ferrule
- Extra flexible blade indicated in table with *
- Sold 6 per inner pack/6 per outer pack



MADE IN
U.S.A

U.S. Patent Nos.
5,327,612 & 5,446,941

MARSHALLTOWN The Premier Line

EDI	Part#	Size-in.	Size-mm	Handle
11119	45 4.5D	4½ X 2¼	114 X 57	
11122	45 4.5	4½ X 2¼	114 X 57	
11125	45 5D	5 X 2½	127 X 64	
11124	45 5	5 X 2½	127 X 64	
11133	45 6A*	6 X 2¾	152 X 70	
11127	45 6D	6 X 2¾	152 X 70	
11128	45 6	6 X 2¾	152 X 70	
11131	45 7D	7 X 3	178 X 76	
11130	45 7	7 X 3	178 X 76	

Pointing Trowel

- Durable construction
- Perfect for projects of any size
- Designed for repeated use but priced for the Do-It-Yourselfer
- Plastic no slip grip handle
- Sold 12 per inner pack/120 per outer pack



QLT BY MARSHALLTOWN

EDI	Part#	Size-in.	Size-mm
10743	PTP525	5 X 2½	127 X 64
10745	PTP73	7 X 3	178 X 76

Pointing Trowels

- Tempered blade is fully ground and polished
- Hardwood handle
- Sold 12 per inner pack/120 per outer pack



QLT BY MARSHALLTOWN

EDI	Part#	Size-in.	Size-mm
16195	95	5½ X 2¾	140 X 70
16125	925	7 X 3	178 X 76

London Style Pointing Trowels

- Forged from a single piece of high carbon steel for unsurpassed strength
- Resilient DuraSoft® handle provides a soft feel, reduces fatigue and offers excellent durability
- Integral finger guard protects against calluses, heat and cold
- Sold 6 per inner pack/6 per outer pack



MADE IN
U.S.A

U.S. Patent Nos.
5,327,612 & 5,446,941

MARSHALLTOWN The Premier Line

EDI	Part#	Size-in.	Size-mm	Handle
11113	46 114D	4 X 2	102 X 51	
11117	46 115D	5 X 2¼	127 X 57	
11118	46 116D	6 X 2½	152 X 64	

Pointing Trowel

- Durable plastic construction
- Won't rust or corrode
- Sold 24 per inner pack/24 per outer pack




MADE IN
U.S.A.

QLT BY MARSHALLTOWN

EDI	Part#	Size-in.	Size-mm
16282	PPT282	6 X 3 3/8	152 X 79

Margin Trowels

- Forged from a single piece of high carbon steel
- Tempered, ground and polished from toe to heel
- Choice of resilient DuraSoft® handle with integral finger guard or hardwood handle with metal ferrule
- Sold 6 per inner pack/6 per outer pack



MADE IN
U.S.A.


U.S. Patent Nos.
5,327,612 & 5,446,941

MARSHALLTOWN The Premier Line

EDI	Part#	Size-in.	Size-mm	Handle
11198	52D	5 X 2	127 X 51	
11202	52	5 X 2	127 X 51	
11205	54D	5 X 1 1/2	127 X 38	
11204	54	5 X 1 1/2	127 X 38	
11207	56D	6 X 2	152 X 51	
11206	56	6 X 2	152 X 51	
11209	58D	8 X 2	203 X 51	
11208	58	8 X 2	203 X 51	

Margin Trowels

- Durable construction
- Perfect for projects of any size
- Designed for repeated use but priced for the Do-It-Yourselfer
- Soft grip handle for increased comfort
- MTSG52SS is made of stainless steel
- **New items indicated in red**
- Sold 6 per inner pack/6 per outer pack, sold 1 per inner pack/6 per outer pack where noted with *



QLT BY MARSHALLTOWN

EDI	Part#	Description	Size-in.	Size-mm
18632	MTSG52SS*	Stainless Steel	5 X 2	127 X 51
18630	MTSG515*	Carbon Steel	5 X 1 1/2	127 X 38
10739	MTSG52	Carbon Steel	5 X 2	127 X 51
10740	MTSG62	Carbon Steel	6 X 2	152 X 51
18631	MTSG82*	Carbon Steel	8 X 2	203 X 51

Margin Trowel

- Durable construction
- Perfect for projects of any size
- Designed for repeated use but priced for the Do-It-Yourselfer
- Plastic no slip grip handle
- Sold 12 per inner pack/120 per outer pack



QLT BY MARSHALLTOWN

EDI	Part#	Size-in.	Size-mm
10738	MTP52	5 X 2	127 X 51

Margin Trowels

- Tempered steel blade is fully ground and polished
- Hardwood handle
- Sold 12 per inner pack/120 per outer pack



QLT BY MARSHALLTOWN

EDI	Part#	Size-in.	Size-mm
16197	97	5 X 2	127 X 51
16200	934	5 X 1 1/2	127 X 38

Margin Trowel

- Hard temper steel blade
- Durable contoured plastic handle
- Sold 12 per inner pack/120 per outer pack



QLT BY MARSHALLTOWN

EDI	Part#	Size-in.	Size-mm
16233	202	5 X 2	127 X 51

Margin Trowel

- Durable plastic construction
- Won't rust or corrode
- Sold 12 per inner pack/12 per outer pack




MADE IN
U.S.A.

QLT BY MARSHALLTOWN

EDI	Part#	Size-in.	Size-mm
16280	PMT280	5 X 2	127 X 51

Archaeology Trowels

- Forged from a single piece of highest grade tool steel; good for cutting compacted sediment and compressed soils
- Heavy duty trowels have a thicker blade that withstands the intense pressures of scraping and cutting
- Tempered, ground and polished
- Hardwood handle with metal ferrule
- Holster has rugged construction and long-wearing protective insert, riveted belt loop for secure and easy portability
- Standard archaeology trowels sold 1 per inner pack/1 per outer pack
- Heavy duty archaeology trowels sold 6 per inner pack/6 per outer pack, sold 1 per inner pack/6 per outer pack where noted with *



MADE IN
U.S.A

MARSHALLTOWN The Premier Line

EDI	Part#	Description	Size-in.	Size-mm
11121	ATH45	Pointing Trowel w/Holster	4½ X 2¼	115 X 57
11123	ATH50	Pointing Trowel w/Holster	5 X 2½	127 X 64
11203	ATH54	Margin Trowel w/Holster	5 X 1½	127 X 38
11163	ATH63	Leather Holster	N/A	N/A

Heavy Duty Archaeology Trowels

EDI	Part#	Description	Size-in.	Size-mm
16942	ATH114S*	London Pointing Trowel w/ Holster	4 X 2	102 X 51
16940	ATH45S*	Pointing Trowel w/ Holster	4½ X 2¼	114 X 57
16941	ATH50S*	Pointing Trowel w/ Holster	5 X 2½	127 X 64
16943	ATH54S*	Margin Trowel w/ Holster	5 X 1½	127 X 38
16946	46 114S	London Pointing Trowel-Wood	4 X 2	102 X 51
16944	45 4.5S	Pointing Trowel - Wood	4½ X 2¼	114 X 57
16945	45 5S	Pointing Trowel-Wood	5 X 2½	127 X 64
16947	54S	Margin Trowel-Wood	5 X 1½	127 X 38
16950	46 114SD	London Pointing Trowel-DuraSoft®	4 X 2	102 X 51
16948	45 4.5SD	Pointing Trowel-DuraSoft®	4½ X 2¼	114 X 57
16949	45 5SD	Pointing Trowel-DuraSoft®	5 X 2½	127 X 64
16951	54SD	Margin Trowel-DuraSoft®	5 X 1½	127 X 38

Gauging Trowels

- Forged from a single piece of high carbon steel
- Carefully taper ground and polished
- Many uses, including mixing or "gauging" small quantities of mortar or quick setting plaster
- Choice of resilient DuraSoft® handle with integral finger guard or hardwood handle with metal ferrule
- Sold 12 per inner pack/12 per outer pack



MADE IN
U.S.A

U.S. Patent Nos.
5,327,612 & 5,446,941

MARSHALLTOWN The Premier Line

EDI	Part#	Size-in.	Size-mm	Handle
10749	48D	7X 3¾	178 X 86	
10748	48	7X 3¾	178 X 86	

Gauging Trowel

- Durable construction
- Perfect for projects of any size
- Designed for repeated use but priced for the Do-It-Yourselfer
- Soft grip handle for increased comfort
- Sold 1 per inner pack/6 per outer pack



QLT[®] MARSHALLTOWN

EDI	Part#	Size-in.	Size-mm
18635	GTSG35	7X 3¾	178 X 86

Gauging Trowel

- Durable construction
- Perfect for projects of any size
- Designed for repeated use but priced for the Do-It-Yourselfer
- Plastic no slip grip handle
- Sold 6 per inner pack/60 per outer pack



QLT[®] MARSHALLTOWN

EDI	Part#	Size-in.	Size-mm
10742	GTP7	7X 3¾	178 X 86

Gauging Trowel

- Tempered blade; fully ground and polished
- Hardwood handle
- Many uses, including mixing or "gauging" small quantities of mortar or quick setting plaster
- Sold 6 per inner pack/60 per outer pack




QLT[®] MARSHALLTOWN

EDI	Part#	Size-in.	Size-mm
16124	924	7X 3¾	178 X 86

Coke Trowels

- Forged from a single piece of the highest grade tool steel
- Tempered, ground and polished
- Hardwood handle with metal ferrule
- Sold 6 per inner pack/6 per outer pack




MADE IN
U.S.A

MARSHALLTOWN The Premier Line

EDI	Part#	Size-in.	Size-mm
10671	71	9½ X 3¾	242 X 95
10673	73	10 X 2	254 X 51

Insulator's Trowels

- Forged from a single piece of the highest grade tool steel
- Tempered, ground and polished
- Hardwood handle with metal ferrule
- Flexible blade is ideal for working with insulation
- Sold 12 per inner pack/12 per outer pack



MADE IN
U.S.A

U.S. Patent Nos.
5,327,612 & 5,446,941

MARSHALLTOWN The Premier Line

EDI	Part#	Size-in.	Size-mm	Handle
11102	47A	5½ X 17½	140 X 48	
10750	48A	7 X 3¾	178 X 86	
10751	48AD	7 X 3¾	178 X 86	

Adjustable Aluminum Hawk

- Unique adjustable handle allows for more forearm support
- Oversized hard-rolled aluminum blade for increased capacity
- Edges have been smoothed and corners rounded
- Handle and sponge callus preventer included
- Sold 1 per inner pack/12 per outer pack



MADE IN
U.S.A


U.S. Patent No. 554,966

MARSHALLTOWN The Premier Line

EDI	Part#	Size-in.	Size-mm
15212	AH212D	15¾ X 19½	400 X 500

Magnesium Hawks

- Made of lightweight durable magnesium
- Score marks are machined to a uniform depth and specially shaped to help the blade remain flat
- Callus preventer and handle included
- "W" indicates wood, "D" indicates DuraSoft® handle
- Sold 1 per inner pack/12 per outer pack, sold 1 per inner pack/18 per outer pack where noted with *



MADE IN
U.S.A

MARSHALLTOWN The Premier Line

EDI	Part#	Size-in.	Size-mm	Handle
13808	5205W*	8 X 8	203 X 203	
13809	5205D*	8 X 8	203 X 203	
15207	5207W*	10 X 10	254 X 254	
15220	5207D*	10 X 10	254 X 254	
13814	5209W	12 X 12	305 X 305	
13815	5209D	12 X 12	305 X 305	
15209	5206W	13 X 13	330 X 330	
15219	5206D	13 X 13	330 X 330	
13816	5210W	13½ X 13½	343 X 343	
13821	5210D	13½ X 13½	343 X 343	
15208	5208W	14 X 14	356 X 356	
15221	5208D	14 X 14	356 X 356	
13825	5211W	16 X 16	406 X 406	
13826	5211D	16 X 16	406 X 406	

Aluminum Hawks

- Made of heavy gauge, hard-rolled aluminum
- Edges have been smoothed and the corners rounded
- Callus preventer and handle included
- "W" indicates wood, "D" indicates DuraSoft® handle
- Sold 1 per inner pack/12 per outer pack, 18 per outer pack where noted with *



MADE IN
U.S.A

MARSHALLTOWN The Premier Line

EDI	Part#	Size-in.	Size-mm	Handle
13833	8W*	8 X 8	203 X 203	
13835	8D*	8 X 8	203 X 203	
13850	7W*	9 X 9	229 X 229	
13851	7D*	9 X 9	229 X 229	
15203	3W*	10 X 10	254 X 254	
15217	3D*	10 X 10	254 X 254	
15205	5W	12 X 12	305 X 305	
15218	5D	12 X 12	305 X 305	
15200	1W	13 X 13	330 X 330	
15215	1D	13 X 13	330 X 330	
15202	2W	13½ X 13½	343 X 343	
15216	2D	13½ X 13½	343 X 343	
13853	6W	14 X 14	356 X 356	
14400	6D	14 X 14	356 X 356	

Composite Hawk

- Made of unique composite material
- Won't warp or react with caustic materials
- DuraSoft® handle and sponge rubber callus preventer
- Sold 1 per inner pack/12 per outer pack



MADE IN
U.S.A

MARSHALLTOWN The Premier Line

EDI	Part#	Size-in.	Size-mm
15222	2166D	12 X 12	305 X 305

Aluminum Hawk

- Made of heavy gauge, hard-rolled aluminum
- Lightweight but durable
- Smoothed edges and rounded corners
- Has a threaded 3⅝" (92mm) flange
- Wood handle and sponge callus preventer included
- Sold 6 per inner pack/24 per outer pack



QLT[™] MARSHALLTOWN

EDI	Part#	Size-in.	Size-mm
14659	AH659	13 X 13	330 X 330

Tuck Pointers

- Forged from one piece of high carbon steel
- Tapered for the required sturdiness and correct flexibility
- High shank and high lift give plenty of hand room
- Choice of resilient DuraSoft® handle with integral finger guard or hardwood handle with metal ferrule
- Sold 6 per inner pack/6 per outer pack



MADE IN
U.S.A.
U.S. Patent Nos.
5,327,612 & 5,446,941

MARSHALLTOWN The Premier Line

EDI	Part#	Size-in.	Size-mm	Handle
10523	502D	6½ X ⅜	165 X 4	
10522	502	6½ X ⅜	165 X 4	
11311	503D	6½ X ¼	165 X 6	
11303	503	6½ X ¼	165 X 6	
11313	504D	6¾ X ⅝	172 X 8	
11304	504	6¾ X ⅝	172 X 8	
11315	505D	6¾ X ¾	172 X 10	
11305	505	6¾ X ¾	172 X 10	
11317	506D	6¾ X ½	172 X 13	
11306	506	6¾ X ½	172 X 13	
11319	507D	6¾ X ⅝	172 X 16	
11307	507	6¾ X ⅝	172 X 16	
11321	508D	6¾ X ¾	172 X 19	
11308	508	6¾ X ¾	172 X 19	
11323	509D	6¾ X 7/8	172 X 22	
11309	509	6¾ X 7/8	172 X 22	
11324	510D	6¾ X 1	172 X 25	
11310	510	6¾ X 1	172 X 25	

Tuck Pointers

- Durable construction
- Perfect for projects of any size
- Designed for repeated use but priced for the Do-It-Yourselfer
- Soft grip handle for increased comfort
- **New items indicated in red**
- Sold 1 per inner pack/6 per outer pack, sold 6 per inner pack/6 per outer pack where noted with *



QLT^{BY} MARSHALLTOWN

EDI	Part#	Size-in.	Size-mm
18637	TPSG614	6½ X ¼	165 X 6
10741	TPSG38*	6 X ⅜	152 X 10
18638	TPSG655	6¾ X ½	172 X 13

Tuck Pointers

- Tempered blade that is fully ground and polished
- Hardwood handle
- Sold 12 per inner pack/120 per outer pack




QLT^{BY} MARSHALLTOWN

EDI	Part#	Size-in.	Size-mm
16129	929	6 X ¼	152 X 6
16198	98	6 X ⅜	152 X 10
16130	930	6 X ½	152 X 13

Thick Slickers

- Slickers are 1/8" (3mm) thick to last longer
- High carbon steel is tempered, hardened and polished
- Used to make a flat joint between brick and block
- 10" (254mm) length
- Sold 6 per inner pack/72 per outer pack




MADE IN
U.S.A.

MARSHALLTOWN The Premier Line

EDI	Part#	Size-in.	Size-mm
15558	558	1/4 & 3/8	6 & 10
15560	560	3/8 & 1/2	10 & 13
15562	562	1/2 & 5/8	13 & 16
15564	564	5/8 & 3/4	16 & 19
15566	566	3/4 & 7/8	19 & 22
15568	568	7/8 & 1	22 & 25

Single-Size Thick Slickers

- Steel thickness is 1/8" (3mm)
- High carbon steel is tempered, hardened and polished
- 10" (254mm) overall length
- Same joint width on both ends
- Sold 6 per inner pack/72 per outer pack




MADE IN
U.S.A.

MARSHALLTOWN The Premier Line

EDI	Part#	Size-in.	Size-mm
10361	SL316	3/16	5
10349	SL14	1/4	6
10351	SL38	3/8	10
10352	SL12	1/2	13
10353	SL58	5/8	16
10355	SL34	3/4	19
10356	SL78	7/8	22
10357	SL1	1	25

Standard Slickers

- High carbon steel is tempered, hardened and polished
- Used to make a flat joint between brick and block
- 10" (254mm) length
- Sold 6 per inner pack/72 per outer pack




MADE IN
U.S.A

MARSHALLTOWN The Premier Line

EDI	Part#	Size-in.	Size-mm
15523	32	¼ & ¾	6 & 10
15525	35	½ & 5/8	13 & 16

Brick Jointers

- Made from high carbon steel
- Each end is a different joint size
- 10½" (267mm) length
- Sold 6 per inner pack/72 per outer pack



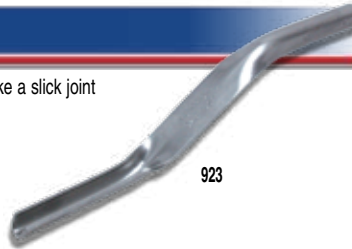
MADE IN
U.S.A

MARSHALLTOWN The Premier Line

EDI	Part#	Size-in.	Size-mm
15522	80	½ & 5/8	13 & 16
15524	81	¾ & 7/8	19 & 22
15526	82	5/8 & ¾	16 & 19
15528	83	¾ & 1/2	10 & 13

Brick Jointers

- Made from carbon steel and polished to make a slick joint
- 10½" (267mm) length
- Sold 6 per inner pack/72 per outer pack




923

QLTTM BY MARSHALLTOWN

EDI	Part#	Size-in.	Size-mm
16122	922	5/8 & ¾	16 & 19
16123	923	¾ & 1/2	10 & 13
16131	931	1/2 & 5/8	13 & 16

Concave & Convex Brick Jointers

- Made from high carbon steel
- Hardwood handle with metal ferrule
- High lift handle for increased knuckle clearance
- Concave/convex refers to the joint left by the tool
- Sold 6 per inner pack/6 per outer pack



BJCV1

BJCC1


MADE IN
U.S.A

MARSHALLTOWN The Premier Line

EDI	Part#	Description	Size-in.	Size-mm
10315	BJCC38	Concave	¾	10
10316	BJCC12	Concave	½	13
10317	BJCC58	Concave	5/8	16
10318	BJCC34	Concave	¾	19
10319	BJCC1	Concave	1	25
10320	BJCV38	Convex	¾	10
10321	BJCV12	Convex	½	13
10322	BJCV58	Convex	5/8	16
10323	BJCV34	Convex	¾	19
10324	BJCV1	Convex	1	25

Acrylic Jointers

- Shaped from hardened acrylic material
- Will not mark or discolor white mortar
- Durable and lightweight
- Ideal for work with glass block
- 11½" (292mm) length
- Sold 6 per inner pack/6 per outer pack



75

MADE IN
U.S.A

MARSHALLTOWN The Premier Line

EDI	Part#	Size-in.	Size-mm
15550	75	¾	10
15552	76	½	13
15554	77	5/8	16
15556	78	¾	19

Barrel Jointer

- Barrel jointer set includes four popular sizes of changeable hardened steel barrels - 1/2, 5/8, 3/4 and 7/8" (13mm, 16 mm, 19mm, and 22mm)
- Threaded barrels are easy to change
- Sold 6 per inner pack/60 per outer pack, replacement barrels are sold 6 per inner pack/6 per outer pack



QLT BY MARSHALLTOWN

EDI	Part#	Description	Size-in.	Size-mm
10850	BJ850	Barrel Jointer	8 1/2 X 2 1/2	216 X 64
10851	RB851	Repl. Barrels	1/2	13
10852	RB852	Repl. Barrels	5/8	16
10853	RB853	Repl. Barrels	3/4	19
10854	RB854	Repl. Barrels	7/8	22

Ball Jointer

- Ball head allows for consistent joints from every angle
- Compact design fits into pockets quickly and easily
- Two joint sizes in one: 1/2" and 5/8" (13mm and 16mm)
- Sold 1 pair per inner pack/6 pair per outer pack



MADE IN U.S.A.

MARSHALLTOWN The Premier Line

EDI	Part#	Size-in.	Size-mm
10799	BBJ1258	1/2 & 5/8	13 & 16

Grapevine Jointer

- Forged from high grade tool steel and heat treated
- Straight true bit makes a clean "colonial" joint
- Blade length is 3 1/2" (89mm)
- Bit size is 1/8" (3mm)
- Sold 6 per inner pack/6 per outer pack



MADE IN U.S.A.

U.S. Patent Nos. 5,327,612 & 5,446,941

MARSHALLTOWN The Premier Line

EDI	Part#	Size-in.	Size-mm
15532	84HD	1/2	13

Double Sided Grapevine Jointers

- Forged from high grade tool steel and heat treated
- Straight true bit makes a clean "colonial" joint
- A different size on each end of the jointer
- Sold 6 per inner pack/6 per outer pack



MADE IN U.S.A.

MARSHALLTOWN The Premier Line

EDI	Part#	Size-in.	Size-mm
10302	GJ5834	5/8 & 3/4	16 & 19
10303	GJ1258	1/2 & 5/8	13 X 16

Grapevine Jointers

- Forged from high grade tool steel and heat treated
- Straight true bit makes a clean "colonial" joint
- Double-ended design gives twice the wear as others
- Length is 8 1/2" (216mm), bit size is 1/8" (3mm)
- Sold 6 per inner pack/6 per outer pack



MADE IN U.S.A.

MARSHALLTOWN The Premier Line

EDI	Part#	Size-in.	Size-mm
15529	84	1/2	13
15530	85	5/8	16

Joint Raker

- Large 1 3/4" (44mm) skate wheels
- Strong aluminum handle is contoured to fit the hand and squared off at the end
- Hardened nail, adjusts to proper depth
- Sold 12 per inner pack/12 per outer pack



MADE IN U.S.A.

MARSHALLTOWN The Premier Line

EDI	Part#	Size-in.	Size-mm
15502	89	8 1/2 X 3	216 X 76

Steel Body Skate Raker

- Durable all steel body
- Rugged 2 1/4" (57mm) plastic wheels
- Soft rubber grip
- Hardened nail can be adjusted to proper depth
- Sold 1 per inner pack/12 per outer pack



QLT BY MARSHALLTOWN

EDI	Part#	Size-in.	Size-mm
15668	SR668	8 7/8 X 4 1/4	225 X 108

Joint Raker

- Die-cut from 1/8" (3mm) steel
- A 5/16" (8mm) and a 3/8" (10mm) tab at either end rakes corners
- Sold 6 per inner pack/72 per outer pack



MADE IN U.S.A.

QLT BY MARSHALLTOWN

EDI	Part#	Size-in.	Size-mm
16193	93	N/A	N/A

Solid Half Round Sled Runners

- Blade of solid construction with heavy gauge steel mounting
- Resilient DuraSoft® handle provides a soft feel, reduces fatigue and offers excellent durability
- Both ends are turned up for use in either direction
- Sold 6 per inner pack/6 per outer pack




MADE IN
U.S.A

MARSHALLTOWN The Premier Line

EDI	Part#	Size-in.	Size-mm
16548	609D	15 X ½	381 X 13
16549	610D	15 X ⅝	381 X 16
14391	619D	15 X ¾	381 X 19
16567	617D	18 X ½	457 X 13
16568	618D	18 X ⅝	457 X 16
14392	620D	18 X ¾	457 X 19

Half Round Sled Runners

- Heavy gauge steel mounting
- Resilient DuraSoft® handle provides a soft feel, reduces fatigue and offers excellent durability
- Popular for making half-round sunken or half-round rodded joints
- Both ends are turned up for use in either direction
- Sold 6 per inner pack/6 per outer pack



MADE IN
U.S.A

MARSHALLTOWN The Premier Line

EDI	Part#	Size-in.	Size-mm
16561	611D	15 X ½	381 X 13
16562	612D	15 X ⅝	381 X 16
14393	621D	15 X ¾	381 X 19
16563	613D	18 X ½	457 X 13
16564	614D	18 X ⅝	457 X 16
14394	622D	18 X ¾	457 X 19
18641	623D	24 X ½	610 X 13
18642	624D	24 X ⅝	610 X 16
18643	625D	24 X ¾	610 X 19

"V" Joint Sled Runners

- Heavy gauge steel mounting
- Resilient DuraSoft® handle provides a soft feel, reduces fatigue and offers excellent durability
- Sides are ¾" (19mm)
- "V" pattern provides a center line to emphasize the joint and conceal irregularities
- Sold 6 per inner pack/6 per outer pack




MADE IN
U.S.A

MARSHALLTOWN The Premier Line

EDI	Part#	Size-in.	Size-mm
16565	615D	15	381
16566	616D	18	457

Barrel Sled Runners

- Quick switch barrel system - no more fumbling with screws and end pieces
- Heat-treated carbon steel barrels
- Lightweight die cast aluminum end pieces
- Comfortable structural foam handle
- Barrels are 16" (406mm) long
- Sold 1 per inner pack/12 per outer pack,



QLT BY MARSHALLTOWN

EDI	Part#	Description	Size-in.	Size-mm
10675	BSR16	¾" Sled Runner	16	406
10685	BSR16H	Repl. Handle	7¾	197
10680	RB1612	Barrel for BSR16	½ X 16	13 X 406
10681	RB1658	Barrel for BSR16	⅝ X 16	16 X 406
10682	RB1634	Barrel for BSR16	¾ X 16	19 X 406
10683	RB1678	Barrel for BSR16	7⁄8 X 16	22 X 406

Grout Bags

- Made of seamless black vinyl
- Available with or without a ⅜" (10mm) metal tip
- Replacement tip sold separately
- Sold 1 per inner pack/72 per outer pack



MADE IN
U.S.A

MARSHALLTOWN The Premier Line

EDI	Part#	Description	Size-in.	Size-mm
17817	GB691	w/o Tip	12 X 24	305 X 610
17818	GB692	w/ Tip	12 X 24	305 X 610
17819	RT693	Tip Only	N/A	N/A

Blu-Tip™ Grout Bag

- Made from seamless white plastic
- Blue molded-in tip can be cut to the desired opening
- Easy cleanup
- Sold 1 per inner pack/72 per outer pack



MADE IN
U.S.A

MARSHALLTOWN The Premier Line

EDI	Part#	Size-in.	Size-mm
17816	GB690	12 X 24	305 X 610

Disposable Grout Bag

- Great for hard to clean materials
- Trim tip to desired opening
- 50 bags per box
- Use with or without a metal tip RT693 (sold separately), see page 17
- Thermally sealed edge and tip to prevent leaks
- Sold 1 per inner pack/4 per outer pack




QLT BY MARSHALLTOWN

EDI	Part#	Size-in.	Size-mm
16661	DGB661	11 X 21	279 X 533

Estwing Brick Hammers

- Made of a single piece of forged steel with nylon-vinyl cushion bricklayer grip
- Fully polished face
- Designed for breaking, trimming and cleaning brick
- Not intended for striking chisels or metal
- **WARNING:** Always wear safety goggles when using this tool
- Inner/outer pack quantities are shown in table



MADE IN
U.S.A

MARSHALLTOWN The Premier Line

EDI	Part#	Length-in.	Length-mm	Weight-oz.	Inner/Outer
16666	E312BL	10	254	12	4/48
16668	E320BLC	11	279	20	4/24
16669	E324BLC	11	279	24	2/24

Brick Hammers

- Strong fiberglass shaft with cushion grip built to last
- Fully polished face
- Not intended for striking chisels or metal
- **WARNING:** Always wear safety goggles when using this tool
- Sold 4 per inner pack/24 per outer pack, sold 4 per inner pack/12 per outer pack where noted with*



MADE IN
U.S.A

MARSHALLTOWN The Premier Line

EDI	Part#	Length-in.	Length-mm	Weight-oz.
16673	BHF616	12½	318	16
16674	BHF624*	14	356	24

Brick Hammers

- Forged in one piece from high grade steel
- Perfectly balanced and securely fitted with a comfortable hickory handle
- Designed for breaking, trimming and cleaning brick
- Not intended for striking chisels or metal
- **WARNING:** Always wear safety goggles when using this tool
- Sold 4 per inner pack/24 per outer pack



MADE IN
U.S.A

MARSHALLTOWN The Premier Line

EDI	Part#	Length-in.	Length-mm	Weight-oz.
16560	600	11	279	16
16559	601	11½	292	24

Solid Steel Brick Hammer

- 20 oz. solid steel construction
- Soft grip handle
- Designed for breaking, trimming and cleaning brick
- Not intended for striking chisels or metal
- **WARNING:** Always wear safety goggles when using this tool
- Sold 4 per inner pack/24 per outer pack



QLT BY MARSHALLTOWN

EDI	Part#	Length-in.	Length-mm	Weight-oz.
10809	BHS720	11	279	20

Brick Hammers

- Drop forged from high grade steel
- Expertly balanced and securely fitted with a comfortable hardwood handle
- Has a fully polished, milled face
- Not intended for striking chisels or metal
- **WARNING:** Always wear safety goggles when using this tool
- BH760 sold 6 per inner pack/36 per outer pack, BH761 sold 6 per inner pack/24 per outer pack



QLT BY MARSHALLTOWN

EDI	Part#	Length-in.	Length-mm	Weight-oz.
10845	BH760	11½	292	16
10846	BH761	11½	292	24

Plumb® Wide Bit Brick Hammer

- Forged head with sharp, 2" wide bit for cleaner cutting of the brick
- Durable, black epoxy powder coated head
- Strong Fiberglass handle with comfortable cushion grip
- PermaBond® between the head and handle
- **WARNING:** Always wear safety goggles when using this tool
- Sold 1 per inner pack/1 per outer pack



MARSHALLTOWN The Premier Line

EDI	Part#	Size-oz.	Size-kg
15544	M11502	20	.57

Toothed Bush Hammers

- Creates a rough, pockmarked texture that resembles naturally weathered rock
- Heavy duty 16" hickory handle
- WARNING:** Always wear safety goggles when using this tool
- Sold 1 per inner pack/6 per outer pack



QLT BY MARSHALLTOWN

EDI	Part#	Length-in.	Length-mm	Weight-lb.
10476	TBH3	15 1/2	394	3
10477	TBH4	15 3/4	400	4

Stone Mason's Hammer

- Sharp end used to chip off edges or small pieces of stone
- Heavy duty 16" hickory handle
- WARNING:** Always wear safety goggles when using this tool
- Sold 1 per inner pack/6 per outer pack



QLT BY MARSHALLTOWN

EDI	Part#	Weight-lbs	Weight-oz
10473	SMH3	3	48
10474	SMH4	4	64
10475	SMH6	6	96

Stainless Steel Wall Capping Tools

- Blade of heavy gauge stainless steel
- Resilient DuraSoft® handle provides a soft feel, reduces fatigue and offers excellent durability
- Sturdy steel mounting
- Produces a clean rounded cap on masonry walls
- Sold 2 per inner pack/2 per outer pack



MADE IN U.S.A.

MARSHALLTOWN The Premier Line

EDI	Part#	Size-in.	Size-mm
16224	WCT6	6	152
16226	WCT8	8	203

Carbide Tipped Point Chisels

- For roughing out and knocking off high spots
- WARNING:** Always wear safety goggles when using this tool
- Sold 1 per inner pack/1 per outer pack



CTHPOINT78

MADE IN U.S.A.

MARSHALLTOWN The Premier Line

EDI	Part#	Length	Width	Stock
13258	CTHPOINT58	8 1/4" (209 mm)	5/8" (16 mm)	5/8" (16 mm)
13259	CTHPOINT78	8 1/4" (209 mm)	7/8" (22 mm)	7/8" (22 mm)
13260	CTHPOINT1	8 1/4" (209 mm)	1" (25 mm)	1" (25 mm)

Carbide Tipped Hand Sets

- For trimming stone to size when the surface is relatively flat
- Forged from the finest quality tool steel, hardened, tempered and well-balanced
- WARNING:** Always wear safety goggles when using this tool
- Sold 1 per inner pack/1 per outer pack



CTHSET2

MADE IN U.S.A.

MARSHALLTOWN The Premier Line

EDI	Part#	Length	Width	Stock
13220	CTHSET112	8 1/4" (209mm)	1 1/2" (38 mm)	1" (25 mm)
13231	CTHSET2	8 1/4" (209mm)	2" (63 mm)	1" (25 mm)
13237	CTHSET214	8 1/4" (209mm)	2 1/4" (57 mm)	1 1/8" (28 mm)
13242	CTHSET3	8 1/4" (209mm)	3" (76 mm)	1 1/4" (31 mm)

Carbide Tipped Hand Tracers

- For splitting stone or scoring lines before trimming
- Forged from the finest quality tool steel, hardened, tempered and well-balanced
- WARNING:** Always wear safety goggles when using this tool
- Sold 1 per inner pack/1 per outer pack



CTHTRACER2

MADE IN U.S.A.

MARSHALLTOWN The Premier Line

EDI	Part#	Length	Width	Stock
13243	CTHTRACER112	8 1/4" (209 mm)	1 1/2" (38 mm)	1" (25 mm)
13253	CTHTRACER2	8 1/4" (209 mm)	2" (63 mm)	1" (25 mm)
13254	CTHTRACER3	8 1/4" (209 mm)	3" (76 mm)	1 1/4" (31 mm)

Carbide Tipped Hand Chisels

- For general carving or roughing out
- WARNING:** Always wear safety goggles when using this tool
- Sold 1 per inner pack/1 per outer pack

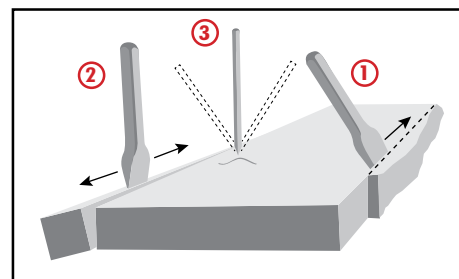


CTHCHISEL12

MADE IN U.S.A.

MARSHALLTOWN The Premier Line

EDI	Part#	Length	Width	Stock
13255	CTHCHISEL38	7 1/4" (184 mm)	3/8" (10 mm)	3/8" (10 mm)
13256	CTHCHISEL12	7 1/4" (184 mm)	1/2" (13 mm)	1/2" (13 mm)
13257	CTHCHISEL34	8 1/4" (209 mm)	3/4" (19 mm)	3/4" (19 mm)



DuraSoft® Guarded Chisels

- Chisels are forged from the finest quality tool steel, hardened, tempered and well-balanced
- Comfortable DuraSoft® grip handle helps reduce fatigue and provides superior comfort
- Snug hand guard fit helps prevent slippage down the chisel
- **WARNING:** Always wear safety goggles when using this tool
- Made in England
- Sold 1 per inner pack/10 per outer pack



MARSHALLTOWN The Premier Line

EDI	Part#	Description	Length	Width	Stock
11142	657SG	Brick Bolster	9" (229mm)	2½" (64 mm)	⅞" (22 mm)
11143	603SG	Brick Bolster	9" (229mm)	3" (76 mm)	⅞" (22 mm)
11144	604SG	Brick Bolster	9" (229mm)	4" (102 mm)	⅞" (22 mm)
11145	606SG	Mason's Chisel	9" (229mm)	2" (51 mm)	⅝" (16 mm)
11146	646SG	Stone Mason's Chisel	8" (203mm)	1¼" (32 mm)	⅞" (22 mm)
11147	647SG	Stone Mason's Chisel	8" (203mm)	1¾" (44 mm)	⅞" (22 mm)
11148	648SG	Stone Mason's Chisel	8" (203mm)	2¼" (57 mm)	1" (25mm)
11149	654SG	Toothed Stone Mason's Chisel	8" (203mm)	1¾" (44 mm)	⅞" (22 mm)
11150	655SG	Toothed Stone Mason's Chisel	8" (203mm)	2¼" (57 mm)	⅞" (22 mm)
11151	607SG	Fluted Plugging Chisel	10" (254 mm)	1" (25 mm)	⅝" (16 mm)
11152	ST34SG	Stone Hand Chisel	8" (203mm)	¾" (19 mm)	⅝" (16 mm)
11153	ST78SG	Stone Hand Chisel	8" (203mm)	⅞" (22 mm)	¾" (19 mm)
11154	B212SG	Brick Set	8½" (203mm)	2½" (63 mm)	⅞" (22 mm)
11155	B300SG	Brick Set	8½" (203mm)	3" (76 mm)	⅞" (22 mm)
11156	B312SG	Brick Set	8½" (203mm)	3½" (89 mm)	⅞" (22 mm)
11162	S200SG	Standard Hand Set	9" (229 mm)	2" (51 mm)	⅞" (22 mm)
11157	P200SG	Pitching Chisel	9" (229 mm)	2" (51 mm)	⅞" (22 mm)
11158	PLUGSG	Plugging Chisel	10" (254 mm)	1" (25 mm)	⅝" (16 mm)
11159	T200SG	Tracer Hand Set	9" (229mm)	2 (51 mm)	⅞" (22 mm)
11160	T212SG	Tracer Hand Set	9" (229mm)	2½" (64 mm)	⅞" (22 mm)
11161	T300SG	Tracer Hand Set	9" (229mm)	3" (76 mm)	⅞" (22 mm)

Brick Chisel

- Forged from the finest quality tool steel, hardened, tempered and well-balanced
- Rubber grip to prevent slippage
- For cutting, trimming or cleaning brick
- **WARNING:** Always wear safety goggles when using this tool
- Made in England
- Sold 10 per inner pack/10 per outer pack




MARSHALLTOWN The Premier Line

EDI	Part#	Length	Width	Stock
16541	604	9" (229mm)	4" (102 mm)	¾" (19 mm)

Brick Bolsters

- Forged from the finest quality tool steel, hardened, tempered and well-balanced
- Thin, strong blade ensures a clean, crisp cut
- For cutting, trimming or cleaning brick
- **WARNING:** Always wear safety goggles when using this tool
- Made in England
- Sold 10 per inner pack/10 per outer pack




MARSHALLTOWN The Premier Line

EDI	Part#	Length	Width	Stock
16617	657	9" (229mm)	2½" (64 mm)	⅞" (22 mm)
16618	658	9" (229mm)	3" (76 mm)	⅞" (22 mm)
16619	659	9" (229mm)	4½" (114 mm)	⅞" (22 mm)

Brick Set

- For cutting brick
- Forged from the finest quality tool steel, hardened, tempered and well-balanced
- **WARNING:** Always wear safety goggles when using this tool
- Made in England
- Sold 10 per inner pack/10 per outer pack



B400

MARSHALLTOWN The Premier Line

EDI	Part#	Length	Width	Stock
15185	B212	8½" (203mm)	2½" (63 mm)	⅞" (22 mm)
15186	B300	8½" (203mm)	3" (76 mm)	⅞" (22 mm)
15187	B312	8½" (203mm)	3½" (89 mm)	⅞" (22 mm)
15188	B400	8½" (203mm)	4" (102 mm)	1" (25mm)
15189	B412	8½" (203mm)	4½" (115 mm)	1" (25mm)

Mason's Chisel

- Forged from the finest quality tool steel, hardened, tempered and well-balanced
- **WARNING:** Always wear safety goggles when using this tool
- Made in England
- Sold 10 per inner pack/10 per outer pack




MARSHALLTOWN The Premier Line

EDI	Part#	Length	Width	Stock
16543	606	9" (229mm)	2" (51 mm)	⅝" (16 mm)

Stone Hand Chisels

- Forged from the finest quality tool steel, hardened, tempered and well-balanced
- For general carving or roughing out
- **WARNING:** Always wear safety goggles when using this tool
- Made in England
- Sold 10 per inner pack/10 per outer pack




ST78

MARSHALLTOWN The Premier Line

EDI	Part#	Length	Width	Stock
15181	ST12	8" (203mm)	1/2" (13 mm)	1/2" (13 mm)
15182	ST34	8" (203mm)	3/4" (19 mm)	5/8" (16 mm)
15183	ST78	8" (203mm)	7/8" (22 mm)	3/4" (19 mm)

Tracer Hand Set

- For splitting stone or scoring lines before trimming
- Forged from the finest quality tool steel, hardened, tempered and well-balanced
- **WARNING:** Always wear safety goggles when using this tool
- Made in England
- Sold 10 per inner pack/10 per outer pack




T112

MARSHALLTOWN The Premier Line

EDI	Part#	Length	Width	Stock
15184	T112	9" (229mm)	1 1/2" (38 mm)	7/8" (22 mm)
10479	T200	9" (229mm)	2" (51 mm)	7/8" (22 mm)
10480	T212	9" (229mm)	2 1/2" (64 mm)	7/8" (22 mm)
10481	T300	9" (229mm)	3" (76 mm)	7/8" (22 mm)

Standard Hand Set

- For trimming stone to size when the surface is relatively flat
- Forged from the finest quality tool steel, hardened, tempered and well-balanced
- **WARNING:** Always wear safety goggles when using this tool
- Made in England
- Sold 10 per inner pack/10 per outer pack




S112

MARSHALLTOWN The Premier Line

EDI	Part#	Length	Width	Stock
15190	S112	9" (229 mm)	1 1/2" (38 mm)	7/8" (22 mm)
10482	S200	9" (229 mm)	2" (51 mm)	7/8" (22 mm)

Pitching Chisels

- For pounding stone on edge to put a facing on it
- Forged from the finest quality tool steel, hardened, tempered and well-balanced
- **WARNING:** Always wear safety goggles when using this tool
- Made in England
- Sold 10 per inner pack/10 per outer pack




P212

MARSHALLTOWN The Premier Line

EDI	Part#	Length	Width	Stock
15191	P200	9" (229 mm)	2" (51 mm)	7/8" (22 mm)
15192	P212	9" (229 mm)	2 1/2" (63 mm)	1" (25mm)
15193	P300	9" (229 mm)	3" (76 mm)	1" (25mm)

Stone Mason's Chisels

- Thin, strong, forged steel blade assures clean, crisp cuts
- Perfect for cutting concrete block, cinder block, brick and veined stones such as Arizona or Crab Orchard
- **WARNING:** Always wear safety goggles when using this tool
- Made in England
- Sold 10 per inner pack/10 per outer pack



647

MARSHALLTOWN The Premier Line

EDI	Part#	Length	Width	Stock
16606	646	8" (203mm)	1 1/4" (32 mm)	7/8" (22 mm)
16607	647	8" (203mm)	1 3/4" (44 mm)	7/8" (22 mm)
16608	648	8" (203mm)	2 1/4" (57 mm)	1" (25mm)

Toothed Stone Mason's Chisels

- Forged from hard steel
- Strong sharp teeth cut cleanly and accurately
- Ideal for cutting through soft stone such as Bedford
- Not to be used on hard stone or concrete
- **WARNING:** Always wear safety goggles when using this tool
- Made in England
- Sold 10 per inner pack/10 per outer pack




656

MARSHALLTOWN The Premier Line

EDI	Part#	Length	Width	Stock
16614	654	8" (203mm)	1 3/4" (44 mm)	7/8" (22 mm)
16615	655	8" (203mm)	2 1/4" (57 mm)	7/8" (22 mm)
16616	656	8" (203mm)	2 3/4" (70 mm)	1" (25mm)

Plugging Chisels

- For cleaning out hardened mortar
- Forged from the finest quality tool steel, hardened, tempered and well-balanced
- **607 has a fluted bit**
- **WARNING:** Always wear safety goggles when using this tool
- Made in England
- Sold 10 per inner pack/10 per outer pack



607

MARSHALLTOWN The Premier Line

EDI	Part#	Length	Width	Stock
16544	607	10" (254 mm)	1" (25 mm)	5/8" (16 mm)
15194	PLUG	10" (254 mm)	1" (25 mm)	5/8" (16 mm)

Stone Splitting Wedge & Shims

- Sold in sets which include one wedge and two shims
- Drill hole, insert shims and wedge, hammer to split
- **WARNING:** Always wear safety goggles when using this tool
- Sold 1 per inner pack/1 per outer pack




MADE IN
U.S.A.

MARSHALLTOWN The Premier Line

EDI	Part#	Diameter	Size-in.	Size-mm
11284	SW212	½" (13mm)	2½	64
11285	SW3	⅝" (16mm)	3	76
11286	SW4	¾" (19mm)	4	102
11287	SW6	1" (25mm)	6	152
11288	SW8	1¼" (31mm)	8	203
11289	SW12	1½" (38mm)	12	305

Mini Brick Splitter

- Durable steel construction for longer life
- Sturdy steel base
- Carrying handle for easy transportation
- Hardened steel blades for clean cuts
- 12" ruler built in
- **WARNING:** Always wear safety goggles when using this tool
- Sold 1 per inner pack, 1 per outer pack




MADE IN
U.S.A.

MARSHALLTOWN The Premier Line

EDI	Part#	Description	Size-in.	Size-mm
16222	MBS22	Brick Splitter	N/A	N/A
16223	MBS22RB	Repl. Blades	N/A	N/A

Rub Bricks

- Available in many sizes with or without handle
- Ideal for dressing down and removing form marks from concrete or cleaning brick
- Sold 1 per inner pack/4 per outer pack, 5 per outer pack where noted with *



MADE IN
U.S.A.

MARSHALLTOWN The Premier Line

EDI	Part#	Grit/Description	Size-in.	Size-mm
16533	16533	20 Round w/Handle	6 X 1	152 X 25
16535	16535*	60 w/Handle	6 X 3 X 1	152 X 76 X 25
16537	16537*	20 w/Handle	8 X 3½ X ¼	203 X 89 X 19
16547	16547	20 Fluted	6 X 2 X 2	152 X 51 X 51
16545	16545	20 Fluted	8 X 2 X 2	203 X 51 X 51
16440	840*	20 Fluted w/Handle	6 X 3 X 1	152 X 76 X 25
16441	841*	20 Fluted w/Handle	8 X 3½ X 1½	203 X 89 X 38

Rub Bricks

- Fluted 20-grit silicon carbide surface
- Ideal for dressing down and removing marks from concrete or cleaning brick
- Sold 1 per inner pack/5 per outer pack



QLT BY MARSHALLTOWN

EDI	Part#	Grit/Description	Size-in.	Size-mm
16192	RB192	20 Fluted	6 X 3 X 1	152 x 76 X 25
16194	RB194	20 Fluted	8 X 3½ X 1½	203 x 89 x 38

Brick Tongs

- Heavy duty design, built for long wear, maintenance free
- Can be quickly adjusted to carry from six to ten bricks
- Sold 1 per inner pack/12 per outer pack



QLT BY MARSHALLTOWN

EDI	Part#	Size-in.	Size-mm
16510	88	16 - 26½	406 - 673

Square Tube Brick Tongs

- Heavy duty tongs designed and built for long wear
- Can be quickly adjusted to carry from six to eleven bricks
- Tongs are maintenance free
- Soft grip handle
- Sold 1 per inner pack/12 per outer pack



QLT BY MARSHALLTOWN

EDI	Part#	Size-in.	Size-mm
16049	SBT49	16½ - 27½	419 - 695


Shovels

- For details and size options on Shovels
see pages 239-241



Bucket Scoops

- For details and size options on Bucket Scoops
see page 165



Brick & Block Cart

- Load capacity of 800 lbs (362kg).
- Large hole pattern allows for multiple prong positions
- Includes one set of 7½" (191mm) brick prongs
- 15" (381mm) block prongs available
- Rugged 13" (330mm) pneumatic tires
- Cart ships LTL
- Sold 1 per inner pack/1 per outer pack



MARSHALLTOWN The Premier Line

EDI	Part#	Description	Size-in.	Size-mm
13697	BC3697	Brick & Block Cart	29½ X 55	750 X 1397
13698	PR75	Short Cart Prongs	7½	191
13699	PR15	Long Cart Prongs	15	381
16532	BCBEARING	Repl. Bearing	N/A	N/A
16536	BCWHEEL	Repl. Wheel	N/A	N/A
16530	BCAXLE	Repl. Axle	N/A	N/A

Mortar Boxes

- Over 5" (127mm) of forklift clearance
- Durable 10 gauge steel with reinforced top rim
- **15536** has a 6 cubic foot (.17 cubic meter) capacity
- **15537** has a 10 cubic foot (.28 cubic meter) capacity
- Ships LTL, sold 1 per inner pack/1 per outer pack



MARSHALLTOWN The Premier Line

EDI	Part#	Size-in.	Size-mm
15536	15536	37 X 20½ X 24¾	940 X 521 X 629
15537	15537	47 X 25½ X 24¾	1194 X 648 X 629

Mortar Boxes

- Powder coated for rust resistance
- Reinforced top rim resists job site abuse
- Heavy duty, welded 16 gauge steel construction
- **10375** has a 6 cubic foot (.17 cubic meter) capacity **10376** has a 9 cubic foot (.23 cubic meter) capacity and **10377** has a 15 cubic foot (.42 cubic meter) capacity
- Sold 1 per inner pack/1 per outer pack



MARSHALLTOWN The Premier Line

EDI	Part#	Size-in.	Size-mm
10375	10375	33¾ X 54¼ X 12¼	844 X 1378 X 311
10376	10376	35¾ X 64½ X 12¼	912 X 1628 X 311
10377	10377	42 X 82½ X 12¼	1066 X 2086 X 311

Steel Mortar Pan

- Powder-coated 12 gauge steel
- Has a 3 cubic foot (.08 cubic meter) capacity
- Durable leak-proof construction
- Smooth rounded corners and side walls for better mixing
- Sold 1 per inner pack/1 per outer pack



MARSHALLTOWN The Premier Line

EDI	Part#	Size-in.	Size-mm
14892	14892	30 X 30 X 7	762 X 762 X 178

Mortar Hoe

- Steel ferrule riveted to one piece forged carbon steel head
- **14281** has a heavy duty 18" (457mm) hardwood handle with sturdy "D" grip
- **14278** has a 60° (1524mm) straight hardwood handle
- **14279** has a 66° (1676mm) straight hardwood handle
- Sold 1 per inner pack/4 per outer pack, 1 per outer pack where noted with *



MARSHALLTOWN The Premier Line

EDI	Part#	Description	Blade-in.	Blade-mm
14281	14281	D-Grip	4¾ X 7	121 X 178
14278	14278*	Straight Handle	4¾ X 7	121 X 178
14279	14279*	Straight Handle	6 X 10	152 X 254

Short Handle Mortar Hoe

- 21" (533mm) contoured wood handle
- Rounded corners make this ideal for mixing mortar in a wheelbarrow or mortar pan
- Holes in blade for more effective mixing
- Sold 1 per inner pack/6 per outer pack



QLTSM MARSHALLTOWN

EDI	Part#	Blade-in.	Blade-mm
14246	14246	6¾ X 5	162 X 127

Gatorback® Mortar Board

- Water resistant, contour surface is designed to keep mortar and stucco at optimal workability and consistency
- Made of a lightweight, impact and UV resistant polymer that won't conduct heat and is nearly indestructible
- Reinforced integrated handle for easy transportation
- Reinforced ribbing enables Gatorback® mortarboards to hold up to 150lbs of material with little flex
- Sold 1 per inner pack/1 per outer pack



MARSHALLTOWN The Premier Line

EDI	Part#	Size-in.	Size-mm
14999	GBK0306	24 X 24	610 X 610

Gatorback® Mortar Pan



- Made of a lightweight, impact and UV resistant polymer that won't conduct heat like steel pans and is nearly indestructible
- Lightest pan on the market at only 8 lbs
- Reinforced integrated handles for easy transportation
- Impervious, rigid surface made with a double thick bottom for superior durability
- Holds up to 1.75 cubic feet (225lbs) of mortar
- Open faced design and 6" depth makes it easier for masons to efficiently remove mortar
- Sold 1 per inner pack/1 per outer pack

MARSHALLTOWN The Premier Line

EDI	Part#	Size-in.	Size-mm
14998	14998	30 X 30	762 X 762

Mortar Box



- Made of extra high density, UV stabilized polyethylene
- Durable, lightweight and easy to clean
- Dry mortar will not stick
- Not affected by heat and cold, rust, plaster, mortar and water
- 10 cubic foot (.28 cubic meter) capacity
- Sold 1 per inner pack/1 per outer pack



MARSHALLTOWN The Premier Line

EDI	Part#	Size-in.	Size-mm
11165	11165	60 X 32 X 11	1524 X 813 X 279

Mortar Pan



- Made of extra high density, UV stabilized polyethylene
- Durable, lightweight and easy to clean
- Dry mortar will not stick
- Not affected by heat and cold, rust, plaster, mortar and water
- Sold 1 per inner pack/1 per outer pack



MARSHALLTOWN The Premier Line

EDI	Part#	Size-in.	Size-mm
11166	11166	30 X 30 X 7	762 X 762 X 178

Mortar Board



- Made of extra high density, UV stabilized polyethylene
- Durable, lightweight and easy to clean
- Dry mortar will not stick
- Not affected by heat and cold, rust, plaster, mortar and water
- Sold 1 per inner pack/1 per outer pack



MARSHALLTOWN The Premier Line

EDI	Part#	Size-in.	Size-mm
11167	11167	24 X 24	610 X 610

Heavy Duty Rubber Pails



- Heavy duty rubber-will not rust, dent, leak or chip
- Bounce back upon impact
- Resist heat and cold, lime, acids, salt, water, fuels, grease and chemicals
- Sold 1 per inner pack/12 per outer pack, 1 per inner pack/3 per outer pack where noted with *



MARSHALLTOWN The Premier Line

EDI	Part#	Description	Size-qt.	Size-L
10636	HP15*	Large Tub	60	57
10637	DF12	Pail w/Standard Lip	12	11.4
10638	DF10	Pail w/Standard Lip	10	9.5
10639	DFP18	Pail w/Pouring Lip	18	17

Folding Mortar Stand



- Made from tubular steel and can be used on scaffolding or ground
- Folds for easy storage
- Lightweight and easy to handle
- Stands 30" (762mm) tall, can also be laid on its side to provide a 19" (483mm) high horizontal support
- Sold 1 per inner pack/1 per outer pack

QLT BY MARSHALLTOWN

EDI	Part#	Size-in.	Size-mm
10819	10819	30 X 19	762 X 483

Line Level



- Break resistant reversed line hooks for positive hold
- Lightweight design eliminates line sag
- Sold 10 per inner pack/100 per outer pack

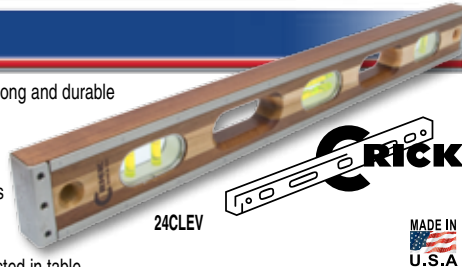


MARSHALLTOWN The Premier Line

EDI	Part#	Size-in.	Size-mm
16554	16554	N/A	N/A

Crick® Levels

- Standard 3-Piece Level is strong and durable
- Accurate to .015" in length of level
- Optional rubber end cushions
- 3 year warranty
- Inner/outer pack quantities listed in table



MADE IN
U.S.A

MARSHALLTOWN The Premier Line

EDI	Part#	Description	Inner/Outer
11074	24CLEV	24" Green Vials	1/16
18707	24CLEVC	24" Clear Vials	1/16
11075	36CLEV	36" Green Vials	1/8
18708	36CLEVC	36" Clear Vials	1/8
11076	42CLEV	42" Green Vials	1/8
18709	42CLEVC	42" Clear Vials	1/8
11077	48CLEV	48" Green Vials	1/8
18710	48CLEVC	48" Clear Vials	1/8

Crick Levels with Rubber End Cushions

EDI	Part#	Description	Inner/Outer
18711	24CLEVCRB	24" Clear Vials	1/16
18715	24CLEVGRB	24" Green Vials	1/16
18712	36CLEVCRB	36" Clear Vials	1/8
18716	36CLEVGRB	36" Green Vials	1/8
18713	42CLEVCRB	42" Clear Vials	1/8
18717	42CLEVGRB	42" Green Vials	1/8
18714	48CLEVCRB	48" Clear Vials	1/8
18718	48CLEVGRB	48" Green Vials	1/8


Crick Levels Care Kit

EDI	Part#	Description	Inner/Outer
11078	11078	Level Care Kit	1/16

Kit includes: 6 lenses, 12 lens clips, clip removal tool, 1 pint linseed oil, 1 hanging hook

Masonry Guides

- The most versatile corner pole system available
- Intended to be used with brick veneer, solid load bearing walls, and block work
- Poles and brackets are made out of high grade aluminum
- Kits are available with brackets for use with both inside and outside corners
- Quick to assemble and easy to align
- All poles are 9' tall
- Can ship via small parcel carrier
- Inner and outer pack quantities shown in table



MARSHALLTOWN The Premier Line

EDI	Part#	Description	Size-in.	Size-mm	Inner/Outer
14908	4908	Inside Guide Assy.	108	2,743	1/1
14910	4910	Line Holder (Inside Assy.)	NA	NA	6/36
14911	4911	Top Sliding Bracket	NA	NA	6/36
14912	4912	Bottom Outside Corner	NA	NA	6/36
14913	4913	Top Outside Corner	NA	NA	6/36
14914	4914	Bottom Inside Corner	NA	NA	6/36
14915	4915	Top Inside Corner	NA	NA	6/36

Braided Nylon Mason's Line

- Size #18
- ML591 thru ML604 have a 4" (102mm) core; succeeding part numbers have a 6" (152mm) core
- Will not unravel if struck by a trowel
- Not affected by extreme moisture or dryness
- Won't mildew and it stays taut
- Inner/outer pack quantities shown in table



MARSHALLTOWN The Premier Line

EDI	Part#	Description	Inner/Outer
10239	ML591	125' (38M) White	1/24
10240	ML592	125' (38M) Yellow	1/24
10246	ML598	250' (76M) White	1/12
10247	ML599	250' (76M) Yellow	1/12
10251	ML601	250' (76M) Fl. Pink	1/12
10252	ML602	250' (76M) Fl. Orange	1/12
10253	ML603	250' (76M) Fl. Green	1/12
10255	ML604	250' (76M) Fl. Yellow	1/12
16572	622	250' (76M) White	1/48
10256	ML605	250' (76M) Yellow	1/24
10257	ML606	250' (76M) Green	1/24
16581	631	250' (76M) Fl. Pink	1/24
10258	ML607	250' (76M) Fl. Orange	1/24
16582	632	250' (76M) Fl. Yellow	1/24
16573	623	500' (152M) White	1/24
16574	624	500' (152M) Yellow	1/24
16576	626	500' (152M) Green	1/24
10840	ML340	500' (152M) Fl. Pink	1/24
10839	ML339	500' (152M) Fl. Yellow	1/24
10838	ML338	500' (152M) Fl. Orange	1/24
10841	ML341	500' (152M) Fl. Green	1/24
16575	625	1000' (305M) White	1/12
16578	628	1000' (305M) Yellow	1/12
16577	627	1000' (305M) Green	1/12
10260	ML609	1000' (305M) Fl. Pink	1/12
10261	ML610	1000' (305M) Fl. Orange	1/12
10262	ML611	1000' (305M) Fl. Green	1/12
10263	ML612	1000' (305M) Fl. Yellow	1/12

Twisted Nylon Mason's Line

- Size #18
- **ML566** thru **ML571** have a 4" (102mm) core; succeeding part numbers have a 6" (152mm) core
- "Heat-set" after winding to stabilize
- Not affected by mortar, oil, or mildew and will not absorb water
- Inner and outer pack quantities shown in table



MARSHALLTOWN The Premier Line

EDI	Part#	Description	Inner/Outer
10201	ML566	250' (76M) White	1/12
10202	ML567	250' (76M) Yellow	1/12
10204	ML569	250' (76M) Fl. Pink	1/12
10205	ML570	250' (76M) Fl. Orange	1/12
10207	ML571	250' (76M) Fl. Green	1/12
16570	620	285' (87M) White	1/48
16571	621	285' (87M) Yellow	1/48
10217	ML577	285' (87M) Fl. Yellow	1/48
10218	ML578	500' (152M) White	1/24
10219	ML579	500' (152M) Yellow	1/24
10221	ML581	500' (152M) Fl. Pink	1/24
10222	ML582	500' (152M) Fl. Orange	1/24
10223	ML583	500' (152M) Fl. Green	1/24
10224	ML584	500' (152M) Fl. Yellow	1/24
16586	629	1000' (305M) White	1/12
10225	ML585	1000' (305M) Yellow	1/12
10229	ML587	1000' (305M) Fl. Pink	1/12
10231	ML588	1000' (305M) Fl. Orange	1/12
10233	ML589	1000' (305M) Fl. Green	1/12
10238	ML590	1000' (305M) Fl. Yellow	1/12

Bonded Mason's Line

- Bonded and braided for greater durability
- Not affected by mortar, oil, or mildew and will not absorb water
- Core size is 6" (152mm)
- Sold 1 per inner pack/12 per outer pack



MARSHALLTOWN The Premier Line

EDI	Part#	Description	Size
16588	635	500' (152M) White & Black	18
10264	ML613	500' (152M) Yellow & Black	18
10265	ML614	500' (152M) Orange & Black	18
10266	ML615	500' (152M) Pink & Black	18
10267	ML616	500' (152M) White & Black	21
10268	ML617	500' (152M) Yellow & Black	21
10269	ML618	500' (152M) Orange & Black	21

Refillable Stake Mason's Line Winder

- Winder can be driven into the ground to allow for hands free use
- Made of durable high-density polyethylene
- Can be refilled with any length or type of mason's line that is wound onto a 6" (152mm) core
- **SLW66FO** comes with 500' (152M) #18 twisted mason's line
- **SLW66FY** comes with 500' (152M) #18 braided mason's line
- Sold 10 per inner pack/10 per outer pack, 18 per inner pack/18 per outer pack where noted with *



MADE IN
U.S.A

MARSHALLTOWN The Premier Line

EDI	Part#	Description
16066	SLW66*	Stake Line Winder
16067	SLW66FO	Stake Line Winder w/Mason's line Orange
16060	SLW66FY	Stake Line Winder w/Mason's line Yellow

Mason's Line Winder

- Plastic winder
- #18 braided orange mason's line
- Handle is tapered
- Sold 6 per inner pack/6 per outer pack



MADE IN
U.S.A

MARSHALLTOWN The Premier Line

EDI	Part#	Description
16584	634	250' (76M) Orange

Mason's Line Winder with Handle

- Contains 250' (76M) of 100% braided orange nylon
- Line is size #18 and 150 lb. (68kg) test
- Special plastic winder comes with a metal cut-off blade
- Sold 1 per inner pack/36 per outer pack



MADE IN
U.S.A

MARSHALLTOWN The Premier Line

EDI	Part#	Description
16132	921	250' (76M) Orange

Line Stretchers

- Stretches mason's line between blocks
- Made from cast aluminum
- Sold 1 pair per inner pack/6 pairs per outer pack



MARSHALLTOWN The Premier Line

EDI	Part#	Size-in.	Size-mm
16499	LS24	2-4	51-102
16500	LS46	4-6	102-152
16501	LS68	6-8	152-203
16502	LS810	8-10	203-254
16503	LS812	8-12	203-305

Adjustable Line Stretchers

- Stretches mason's line between key course blocks
- Fully adjustable from 4 to 12" (102 to 305mm)
- Made from cast aluminum
- 1 pair per bag
- Sold 6 bags per inner pack, 60 bags per outer pack




QLT^{BY} MARSHALLTOWN

EDI	Part#	Size-in.	Size-mm
16504	ALS504	4-12	102-305

Rock Face Line Stretchers

- Stretches mason's line between blocks
- Made from cast aluminum
- 1 pair per bag
- Sold 6 bags per inner pack, 6 bags outer pack



QLT^{BY} MARSHALLTOWN

EDI	Part#	Size-in.	Size-mm
16650	16650	8-12	203-305

Wood Line Blocks

- Shaped from poplar hardwood
- Sold 1 pair per inner pack/180 pair per outer pack



MADE IN
U.S.A.

MARSHALLTOWN The Premier Line

EDI	Part#	Size-in.	Size-mm
16506	86	3/4	95

Plastic Line Blocks

- Bright yellow plastic is highly visible and impervious to water
- Included are 4 plastic line twigs, 2 pair of blocks
- Twigs keep mason's line from sagging
- Sold 1 set per inner pack/170 sets per outer pack



MARSHALLTOWN The Premier Line

EDI	Part#	Size-in.	Size-mm
16508	86P	5 X 2 1/4	127 x 57

Corner Line Blocks

- Made of cast aluminum for strength
- Will not rust
- Long stem allows blocks to be moved easily
- Slot in fork guides mason's line
- Large square and sturdy surface holds to wall
- Sold 1 pair per inner pack/6 pairs per outer pack



QLT^{BY} MARSHALLTOWN

EDI	Part#	Size-in.	Size-mm
16507	CB507	N/A	N/A

Line Twigs

- Used to hold line and maintain straightness during brick/block laying
- Made of steel
- 14 twigs per bag, 1 per inner pack/200 bags per outer pack



MADE IN
U.S.A.

MARSHALLTOWN The Premier Line

EDI	Part#	Size-in.	Size-mm
16509	16509	N/A	N/A

Line Pins

- Made of tempered zinc plated steel for increased durability
- Tapered ends allow easier insertion
- 4 line pins per bag
- 4 1/4" (108mm) long
- Sold 1 per inner pack/1 per outer pack



MADE IN
U.S.A.

MARSHALLTOWN The Premier Line

EDI	Part#	Size-in.	Size-mm
11735	11735	4 1/4	108

Rhino Rulers®

- Made of washable fiberglass with easy-to-close folding joint design
- Permanent scales are weather resistant
- Available in 4 different scales: brick spacing, oversized brick spacing, modular spacing and engineer's scale
- Sold 6 per inner pack/72 per outer pack



MARSHALLTOWN The Premier Line

EDI	Part#	Description	Size-in.
16645	6645	Engineer's Scale	72
16646	6646	Brick Spacing	72
16647	6647	Oversized Brick Spacing	72
16648	6648	Mason's Modular Spacing	72

Tape Measures

- Soft feel grip
- Self retracting
- Wide belt clip
- Auto locking mechanism
- Push button to retract tape
- Sold 1 per inner pack/1 per outer pack



QLTSM MARSHALLTOWN

EDI	Part#	Description	Length
10516	10516	Standard Tape Measure	25'
12986	BST16	Brick Spacing	16'
12987	MST16	Modular Spacing	16'
15096	15096	Canadian Spacing	16'

Plastic Bristle Stucco Dash Brush

- Wood block with 8" (203mm) long handle
- Yellow plastic bristles are 5½" (140mm) long
- 10 rows of bristles, 5 rows deep
- Sold 1 per inner pack/12 per outer pack



MADE IN U.S.A.

MARSHALLTOWN The Premier Line

EDI	Part#	Size-in.	Size-mm
16556	6556	5 7/8 X 3	146 X 76

Bassine Bristle Stucco Dash Brush

- Wood block with 8" (254mm) long handle
- Brown bassine bristles are 4" (102mm) long
- 10 rows of bristles, 5 rows deep
- Sold 1 per inner pack/12 per outer pack



MADE IN U.S.A.

MARSHALLTOWN The Premier Line

EDI	Part#	Size-in.	Size-mm
16555	6555	6 X 3 3/8	152 X 86

Mason's Acid Brush

- Has 1¼" (32mm) long white Tampico fiber bristles set in a wax tumbled hardwood block
- Very densely filled to hold large amounts of acid solution
- Used with acid solutions for cleaning mortar from bricks
- Has a hole for any standard tapered broom handle
- Sold 1 per inner pack/12 per outer pack




MADE IN U.S.A.

MARSHALLTOWN The Premier Line

EDI	Part#	Size-in.	Size-mm
16526	6526	8 1/4 X 3	210 X 76

Deck Scrub Brush

- White Tampico fiber or polypropylene bristles set in smooth tumbled hardwood block
- Has one tapered and one threaded handle hole
- Can be used with acid solution to scrub mortar off newly laid brick and block
- Sold 1 per inner pack/12 per outer pack



MADE IN U.S.A.

MARSHALLTOWN The Premier Line

EDI	Part#	Description	Size-in.	Size-mm
16527	6527	Tampico Fiber Bristles	10 X 2 7/8	254 X 73
12985	12985	Polypropylene Bristles	10 X 3 1/8	254 X 79

Heavy Gauge White Plastic Brush

- Durable long lasting plastic outlasts natural fiber
- For wet or dry sweeping requiring a rugged broom
- Will not absorb odors, mildew, rot, or discolor.
- Will not absorb water and rinses clean
- Wide flare on ends allow for close sweeping
- Sold 1 per inner pack/1 per outer pack



MADE IN U.S.A.

MARSHALLTOWN The Premier Line

EDI	Part#	Size-in.	Size-mm
12162	2162	16 X 3 1/2	406 X 89

Standard Tapered Handle

- Made of #1 straight-grained hardwood that is sanded smooth
- Has one rounded end and one tapered end
- Recommended for use with any of our brushes requiring push-in handles
- Sold 1 per inner pack/12 per outer pack



MADE IN U.S.A.

MARSHALLTOWN The Premier Line

EDI	Part#	Size-in.	Size-mm	Diameter
14844	4844	60	1524	1 1/8 (29mm)

Utility Scrub Brushes

- White Tampico bristles set in high-tensile strength foam plastic block
- Will not absorb water
- Sold 1 per inner pack/12 per outer pack



MADE IN
U.S.A.

MARSHALLTOWN The Premier Line

EDI	Part#	Size-in.	Size-mm
16522	6522	8	203
16525	6525	20	508

Acid Brushes

- Bristles made with Tampafil plastic set in high-tensile strength foam plastic block
- Recommended for use in acid solutions to clean mortar from bricks and concrete from wood or metal forms and tools
- Sold 1 per inner pack/12 per outer pack



MADE IN
U.S.A.

MARSHALLTOWN The Premier Line

EDI	Part#	Size-in.	Size-mm
16523	6523	8	203
16524	6524	20	508

Extra Heavy Duty Acid Brush

- Has 3" (76mm) long Tampico and stiff Palmyra fibers cemented and bound into hardwood block
- 15" (381mm) tapered hardwood handle sold separately
- #4844 handle will also fit (see page 28, sold separately)
- Sold 1 per inner pack/12 per outer pack



MADE IN
U.S.A.

MARSHALLTOWN The Premier Line

EDI	Part#	Description	Size-in.	Size-mm
16528	6528	Brush	8 X 6	203 X 152
16529	6529	Handle	15	381

Masonry Brush

- Bristles made of white Tampico fiber
- 3 1/2" (89mm) bristles are set securely in hardwood block
- Sold 1 per inner pack/12 per outer pack



MADE IN
U.S.A.

MARSHALLTOWN The Premier Line

EDI	Part#	Size-in.	Size-mm
16520	829	6 1/2 X 1 3/4	165 X 44

Bucket Brush

- The 521 is made of four rows of 3 1/2" (89mm) long white Tampico bristles, the 521P is made of four rows of 3 1/2" (89mm) long almond colored polypropylene bristles
- 6" (152mm) plastic handle with hang clip to hook on side of bucket
- Plastic block is 6 X 3 3/4" (152 x 19mm)
- Sold 12 per inner pack/12 per outer pack



MADE IN
U.S.A.

MARSHALLTOWN The Premier Line

EDI	Part#	Size-in.	Size-mm
16521	521	6 X 3/4	152 X 19
10498	521P	6 X 3/4	152 X 19

Beavertail Brush

- 2 5/8" (67mm) bristles staple set in clear lacquered hardwood block
- 6519 has long black Tampico fibers, 6517 has black horsehair fibers
- Ideal for finishing concrete curbs
- Sold 1 per inner pack/12 per outer pack



MADE IN
U.S.A.

MARSHALLTOWN The Premier Line

EDI	Part#	Size-in.	Size-mm
16519	6519	13 1/2	343
16517	6517	13 1/2	343

Steel Wire Whisk

- Round carbon steel wire
- Staple set in a smooth hardwood block
- 2 5/8" (67mm) trim
- Bristles set - 4 rows x 8 rows
- Sold 1 per inner pack/12 per outer pack



MADE IN
U.S.A.

MARSHALLTOWN The Premier Line

EDI	Part#	Size-in.	Size-mm
12984	2984	9 5/8 X 3	244 X 76


Brooms & Dust Pans

- For details and size options **see pages 99-100**



Floor Scrapers

- 60 X 1 1/8" (1524 X 28mm) steel handle securely welded to heavy angle iron bracket
- Blade is heavy gauge spring steel
- Plastic grip on handle to protect hands
- This durable scraper is the perfect clean-up tool
- Replacement blades available
- Sold 6 per inner pack/6 per outer pack



MADE IN
U.S.A

MARSHALLTOWN The Premier Line

EDI	Part#	Description	Size-in.	Size-mm
12127	420	Floor Scraper	9 X 4 1/2	229 X 114
12129	420B	Repl. Blade	9 X 4 1/2	229 X 114
16453	720	Floor Scraper	14 X 4 1/2	356 X 114
16454	720B	Repl. Blade	14 X 4 1/2	356 X 114
16398	820	Floor Scraper	20 X 4 1/2	508 X 114
16399	820B	Repl. Blade	20 X 4 1/2	508 X 114

Turtle Back Sponge

- Great general purpose cellulose sponge
- Shape conforms to hand
- Sold 24 per inner pack/24 per outer pack



MADE IN
U.S.A

MARSHALLTOWN The Premier Line

EDI	Part#	Size-in.	Size-mm
16587	16587	N/A	N/A

Safety Gear

- For our complete line safety products
see pages 249-250



Bricklayer's Apprentice Tool Kit

- Tools included:
831 - Canvas Tool Bag
33 11FG - 11" (279mm) Brick Trowel, London Pattern
45 6D - 6 X 2 3/4" (152 X 70mm) Pointing Trowel
52D - 5 X 2" (127 x 51) Margin Trowel
80 - 1/2" & 5/8" (13 X 16mm) Brick Jointer
86 - Wood Line Blocks
921 - Mason's Line Winder with 250' (76M) braided line
6519 - Masonry Brush
93 - Joint Raker

- Sold 1 per inner pack/1 per outer pack



MADE IN
U.S.A

MARSHALLTOWN The Premier Line

EDI	Part#	Size-in.	Size-mm
15901	BTK1	N/A	N/A

Bricklayer's Apprentice Tool Kit

- Tools included:
NB202 - Nylon Tool Bag
33 11FG - 11" (279mm) Brick Trowel, London Pattern
45 6D - 6 X 2 3/4" (152 X 70mm) Pointing Trowel
52D - 5 X 2" (127 x 51) Margin Trowel
80 - 1/2" & 5/8" (13 X 16mm) Brick Jointer
86 - Wood Line Blocks
921 - Mason's Line Winder with 250' (76M) braided line
6519 - Masonry Brush
93 - Joint Raker

- Sold 1 per inner pack/1 per outer pack



MADE IN
U.S.A

MARSHALLTOWN The Premier Line

EDI	Part#	Size-in.	Size-mm
16204	BTK2	N/A	N/A



Few companies can state they have been a trusted name in the construction industry for over **100 years**. Since 1911, Gilson Mixers have been serving brick masons, concrete contractors, as well as a variety of industrial customers with a reputation of unmatched quality and design. From our Quad-Mixing System to our 6/2 paddle design, every Gilson Mixer we make has the engineering, power and performance to produce a “Batch a Minute”.

Purchased by the Marshalltown Company in 2010, another manufacturer with well over **100 years** of experience in the construction field, Gilson is one of the last remaining lines of mixers that is **Made in the USA**. Manufactured completely by MARSHALLTOWN in Fayetteville, Arkansas, Gilson Mixers are as tough and rugged as the people that use them. Using a combination of thick walled drums, a structural steel design, and heavy-duty gears and pulleys, Gilson Mixers will hold up to the daily use and abuse of one of the harshest places in the world – the jobsite.

With Gilson’s legacy, backed by MARSHALLTOWN’s leadership position in the industry, you can expect nothing but the finest, longest lasting, **best built** mixer to show up at your jobsite. Competitively priced and over built, your Gilson Mixer is something to be proud of – we are.

BATCH A MINUTE



A heavy duty mixer isn’t worth much if it can’t perform. Gilson Mixers are not only built like a tank, they have the speed and performance of a fighter jet. We combine unique blade and paddle designs, along with precise drum and paddle speeds to produce “Batch a Minute” results.

BATCH DESCRIPTIONS:

- 2 Bag Batch: 2 bags of mortar mix, 6 cubic feet* of sand, and 10-12 gallons of water
- 3 Bag Batch: 3 bags of mortar mix, 9 cubic feet* of sand, and 15-18 gallons of water
- 4 Bag Batch: 4 bags of mortar mix, 12 cubic feet* of sand, and 20-24 gallons of water

*Note: 3 cubic feet of sand equals four 5-gallon pails filled to the top with sand

	# of Bags	Size of Mixer	Model
Concrete	Quarter Bag	3 cu ft	300UT
	Half Bag	6 cu ft	600CM
Mortar/Plaster	2 Bags	8 cu ft	800MP
	4 Bags	12 cu ft	1200 MP
	4 Bags	12 cu ft	1220 MP
	5 Bags	16 cu ft	1620 MP



**UNMATCHED PERFORMANCE
AND JOBSITE PROVEN.**

Steel Drum Utility Mixer

- Quality Utility Mixer perfect for batching concrete, mixing seed and feed, as well as numerous industrial applications
- Convenient drum lock secures the drum in one-of-five positions
- Well-balanced tilt handle
- Welded steel frame and heavy bushings for long, dependable life
- Precision cast, one-piece ring gear
- Sold with 1/3 HP or 1/2 HP electric motors, 3.5 HP Honda engine, or without power
- Quad-Mixing System utilizes a four-piece, replaceable paddle and blade combination that creates four different mixing patterns for a more consistent mix
- Hand or high-speed tow kits available (See page 38)
- All mixers produce 1 batch per minute
- Drum opening of 15 1/4" (381mm)
- Discharge height of 20" (508mm)
- 25 RPM drum rotation



PROUDLY MADE
IN THE U.S.A.



300UT Series

EDI	Part#	Description	Power	Weight
23647	MIX59015C	Stationary, No Power	N/A	171
27248	MIX62002	Stationary w/ Power, Motor NOT Assembled	1/3 HP Elec	184
27240	MIX61110	Stationary, Motor Assembled	1/3 HP Elec	184
27100	MIX59980	Stationary, w/ On/Off Switch, Motor Assembled	1/3 HP Elec	185
27070	MIX27070	Hand Tow Kit, w/ Power, Fully Assembled	1/3 HP Elec	218
27246	MIX62000	Stationary w/ Power, Motor NOT Assembled	1/2 HP Elec	185
27242	MIX61112	Stationary, Motor Assembled	1/2 HP Elec	185
27101	MIX59981	Stationary, w/ On/Off Switch, Motor Assembled	1/2 HP Elec	186
27241	MIX61111	Hand Tow Kit, Fully Assembled	1/2 HP Elec	219
27247	MIX62001	Stationary, Gasoline Engine Assembled	3.5 HP	254

Motor Options - Steel & Poly Drum Utility Mixers

EDI	Part#	Description
23572	MIX69002	1/3 HP Electric Motor Kit
23579	MIX69125	1/2 HP Electric Motor Kit
27254	MIX27254	3.5 HP Honda® Gasoline Engine w/ Hood

Tow Kit Options - Steel & Poly Drum Utility Mixers

EDI	Part#	Description
23570	MIX69000	2.75" W X 10" ID - Semi-Pneumatic Hand Tow Kit
23581	MIX69204	4.8" W X 12" ID - High Speed Tow Kit w/ Hitch

	300UT
Batch Size Dry Cubic Foot	3
Drum Volume Cubic Foot	5.5
Drum Dimensions	24" dia. 15-1/4" opening 24.75" depth
Drum Drive	V-belt
Tilt Mechanism	Tilt handle
Frame Description	1 1/2" Welded steel angle
Tow Pole	1 1/4" Hand tow 2 3/8" High-speed
Hitch Description	Large grip hand tow 2" Ball coupler High-speed
Wheels & Tires	4.8" X 8" Wheels 20" O.D. Tires
Overall Dimension L X W X H	46" X 30" X 48"
Discharge Height	20"
Power Options	3.5 hp Honda 1/3 hp Electric 60 Hz 1/2 hp Electric 60 Hz

Poly Drum Utility Mixer

- Quality Utility Mixer perfect for batching concrete, mixing seed and feed, as well as numerous industrial applications
- FDA / NSF / USDA approved non-stick polyethylene drum
- Convenient drum lock secures the drum in one-of-five positions
- Well-balanced tilt handle
- Welded steel frame and heavy bushings for long, dependable life
- Precision cast, one-piece ring gear
- Sold with 1/3 HP or 1/2 HP electric motors, 3.5 HP Honda engine, or without power
- Sturdy, in-mold mixing blades
- Hand or high-speed tow kits available (See page 38)
- All mixers produce 1 batch per minute
- Drum opening of 15 1/4" (381mm)
- Discharge height of 20" (508mm)
- 25 RPM drum rotation



300UT-PL Series

EDI	Part#	Description	Power	Weight
23648	MIX59016A	Stationary, No Power	N/A	165
27249	MIX62011	Stationary w/ Power, Motor NOT Assembled	1/3 HP Elec	178
27071	MIX27071	Stationary, Motor Assembled	1/3 HP Elec	178
27110	MIX59990	Stationary, w/ On/Off Switch, Motor Assembled	1/3 HP Elec	179
27243	MIX61113	Hand Tow Kit, w/ Power, Fully Assembled	1/3 HP Elec	212
27250	MIX62003	Stationary w/ Power, Motor NOT Assembled	1/2 HP Elec	179
27245	MIX61115	Stationary, Motor Assembled	1/2 HP Elec	179
27251	MIX62004	Stationary, w/ On/Off Switch, Motor Assembled	1/2 HP Elec	180
27244	MIX61114	Hand Tow Kit, Fully Assembled	1/2 HP Elec	213
27252	MIX62005	Stationary, Gasoline Engine Assembled	3.5 HP	248

Other Options

EDI	Part#	Description
23684	MIX771-40257	3 cu. ft. Replacement Poly Liner
21684	MIX245007	Disposable Lid

	300UT-PL
Batch Size Dry Cubic Foot	3
Drum Volume Cubic Foot	5.5
Drum Dimensions	24" dia. 15-1/4" opening 28" depth
Drum Drive	V-belt
Tilt Mechanism	Tilt handle
Frame Description	1 1/2" Welded steel angle
Tow Pole	1 1/4" Hand tow 2 3/8" High-speed
Hitch Description	Large grip hand tow 2" Ball coupler High-speed
Wheels & Tires	4.8" X 8" Wheels 20" O.D. Tires
Overall Dimension L X W X H	46" X 30" X 48"
Discharge Height	20"
Power Options	3.5 hp Honda 1/3 hp Electric 60 Hz 1/2 hp Electric 60 Hz

Steel Drum Concrete Mixers

- 6 Cubic foot mixing capacity
- Reinforced square tubular frame with a welded steel yoke
- Wheel and hand brake tilting mechanism
- Drum tilt wheel rotates the drum in infinite mixing positions – moves in the same direction as the drum
- Frictional hand brake locks the drum in place at any position
- Cast iron ring gear and tapered roller bearings for smooth performance
- Quad-Mixing System utilizes a four-piece, replaceable paddle and blade combination that creates four different mixing patterns for a more consistent mix
- High-speed tow kit standard with 13" (330mm) wheels and 25" (635mm) O.D. tires
- Discharge height of 25" (635mm)
- Drum opening of 18" (457mm)
- 25 RPM drum rotation
- Steel "U" spring suspension
- Choose between 2" ball or pintle-style hitch



PROUDLY MADE
IN THE U.S.A.

QUAD MIXING SYSTEM



600CM Series with 2" Ball Hitch

EDI	Part#	Description	Power	Weight
27256	MIX59289B	Concrete Mixer Fully Assembled	8 HP	980
27257	MIX59292B	Concrete Mixer Fully Assembled	1.5 HP Elec	861
27273	MIX62006B	Concrete Mixer Fully Assembled With On/Off Switch	1.5 HP Elec	861

600CM Series with Pintle Style Hitch

EDI	Part#	Description	Power	Weight
21488	MIX59289	Concrete Mixer Fully Assembled	8 HP	980
21491	MIX59292	Concrete Mixer Fully Assembled	1.5 HP Elec	861
27253	MIX62006	Concrete Mixer Fully Assembled With On/Off Switch	1.5 HP Elec	861

	600CM
Batch Size Dry Cubic Foot	6
Drum Volume Cubic Foot	9.7
Drum Dimensions	30" dia., 18" opening 28 ³ / ₄ " depth
Steel Drum Gauge	8 bottom, 10 side, 12 cone
Drum Drive	Gas-chain Electric-belt & chain
Tilt Mechanism	Tilt wheel and hand brake
Frame Description	Square tubing & structural channel
Tow Pole	2 ³ / ₈ " tube
Wheels & Tires	25" O.D. tires
Suspension	U spring
Overall Dimension L X W X H	79" X 48" X 62"
Discharge Height	25"
Power Options	8 HP Honda 1.5 HP Electric

Poly Drum Concrete Mixer

- 6 Cubic foot mixing capacity
- Steel drum encases the poly liner for added durability and can be quickly disassembled for replacement
- FDA / NSF / USDA approved non-stick polyethylene drum
- Sturdy in-mold mixing blades
- Reinforced square tubular frame with a welded steel yoke
- Wheel and hand brake tilting mechanism
- Drum tilt wheel rotates the drum to infinite mixing positions – moves in the same direction as the drum
- Frictional hand brake locks the drum in place at any position
- Cast iron ring gear and tapered roller bearings for smooth performance
- High-speed tow kit standard with 13" (330mm) wheels and 25" (635mm) O.D. tires
- Discharge height of 25" (635mm)
- Drum opening of 18" (457mm)
- 25 RPM drum rotation
- Steel "U" spring suspension
- Choose between 2" ball or pintle-style hitch



PROUDLY MADE
IN THE U.S.A.

WHEEL AND HAND BRAKE TILTING MECHANISM



600CM-PL Series with 2" Ball Hitch

EDI	Part#	Description	Power	Weight
27258	MIX59402B	Concrete Mixer Fully Assembled	8 HP	1140
27259	MIX59405B	Concrete Mixer Fully Assembled	1.5 HP Elec	1021
27274	MIX59398B	Concrete Mixer Fully Assembled with On/Off Switch	1.5 HP Elec	1021

600CM-PL Series Pintle Style Hitch

EDI	Part#	Description	Power	Weight
21497	MIX59402	Concrete Mixer Fully Assembled	8 HP	1140
21500	MIX59405	Concrete Mixer Fully Assembled	1.5 HP Elec	1021
22281	MIX59398	Concrete Mixer Fully Assembled with On/Off Switch	1.5 HP Elec	1021

Other Options

EDI	Part#	Description
21576	MIX245881	6 Cu. Ft. Replacement Poly Liner

	600CM-PL
Batch Size Dry Cubic Foot	6
Drum Volume Cubic Foot	8.8
Drum Dimensions	30" dia., 17 ¹ / ₂ " opening 28 ³ / ₄ " depth
Steel Drum Gauge	8 bottom, 10 side
Drum Drive	Gas-chain Electric-belt & chain
Tilt Mechanism	Tilt wheel and hand brake
Frame Description	Square tubing & structural channel
Tow Pole	2 ³ / ₈ " tube
Wheels & Tires	25" O.D. tires
Suspension	U spring
Overall Dimension L X W X H	79" X 48" X 62"
Discharge Height	25"
Power Options	8 HP Honda 1.5 HP Electric

Mortar/Plaster Mixers

- 8 or 12 Cubic foot batch capacity
- 4/2 Paddle system – includes 4 drum scrapers and 2 end scrapers on opposed mixing arms for thorough mixing and less drum clean-up
- Aggressive mixing system with adjustable steel and rubber blades for a smooth, even mix
- Square shaft paddle design for less slipping and better efficiency
- Heavy steel drum grill with bag splitter
- Double belt drive with machined, cast iron pulleys
- Structural steel design
- Large drum capacity – perfect for any sized job
- High-speed tow kit comes standard
- "U" Spring suspension on 1200MP
- Discharge height of 23" (584mm)
- 30 RPM drum rotation
- Choose between 2" ball or pintle style hitch




U-Spring Suspension

PROUDLY MADE
IN THE U.S.A.



See Video

4/2 PADDLE DESIGN



800MP Series with 2" Ball Hitch

EDI	Part#	Description	Power	Weight
27272	MIX59312AB	Fully Assembled w/Tow Kit	3 HP Elec	939
27271	MIX59309AB	Fully Assembled w/Tow Kit	8 HP	986

800MP Series with Pintle Style Hitch

EDI	Part#	Description	Power	Weight
22930	MIX59312A	Fully Assembled w/Tow Kit	3 HP Elec	939
22927	MIX59309A	Fully Assembled w/Tow Kit	8 HP	986

1200MP Series with 2" Ball Hitch

EDI	Part#	Description	Power	Weight
27261	MIX59334B	Fully Assembled w/Tow Kit	3 HP Elec	1050
27260	MIX59328B	Fully Assembled w/Tow Kit	8 HP	1101

1200MP Series with Pintle Style Hitch

EDI	Part#	Description	Power	Weight
22251	MIX59334	Fully Assembled w/Tow Kit	3 HP Elec	1103
22247	MIX59328	Fully Assembled w/Tow Kit	8 HP	1150

	800MP	1200MP
Batch Size Dry Cubic Foot	8	12
Drum Volume Cubic Foot	9.8	15.3
Batch Capacity (Bags)	2	4
Drum Dimensions	34" X 24"	36" X 30"
Drum Thickness	12 ga. Wrap 3/16" Ends	10 ga. Wrap 1/4" Ends
Bearing/Seal	Roller bearings w/ triple seal	Roller bearings w/ drum & shaft seals
Clutch Mechanism	Idler pulley	Pivoting engine mount
Power Reduction	6:1 Reduction; belt to gears	6:1 Reduction; belt to gears
Tow Pole	2 3/8" Tube	2 7/8" Tube
Suspension	N/A	"U" Spring
Wheels & Tires	6.5" X 13" Wheels 25" O.D. Tires	6.5" X 13" Wheels 25" O.D. Tires
Overall Dimension L X W X H	79" X 50" X 56"	83" X 54" X 59"
Discharge Height	23"	23"
Power Options	8HP Honda 3HP Electric	8HP Honda 3HP Electric

Mortar/Plaster Mixer - Hydraulic Drive

- 12 or 16 Cubic foot batch capacity
- 4/2 Paddle system – includes 4 drum scrapers and 2 end scrapers on opposed mixing arms for thorough mixing and less drum clean-up
- 1620MP has 6/2 paddle system - 6 drum scrapers and 2 end scrapers
- Aggressive mixing system with adjustable steel and rubber blades for a smooth, even mix
- Square shaft paddle design for less slipping and better efficiency
- Heavy steel drum grill with bag splitter
- Structural steel design
- Hydraulic direct drive featuring hydraulic controls on the front of the mixer
- Large drum capacity – perfect for any sized job
- High-speed tow kit comes standard
- “U” Spring suspension
- Ram dump mechanism hydraulically tilts drum for effortless batch dumping
- For convenience and safety, the reversible paddle direction allows the paddles to rotate in the opposite direction to help break free from a jam
- Discharge height of 23" (584mm)
- 30 RPM drum rotation
- Choose between 2" ball or pintle style hitch



Hydraulic Direct Drive

PROUDLY MADE
IN THE U.S.A.

1220MP Series with 2" Ball Hitch

EDI	Part#	Description	Power	Weight
27263	MIX59358B	Hydraulic Drive, 1 Phase Electric	5 HP Elec	1165
27264	MIX59359B	Hydraulic Drive, 3 Phase Electric	5 HP Elec	1165
27262	MIX59353B	Hydraulic Drive, Fully Assembled	13 HP	1210
27265	MIX59362B	Hydraulic Drive and RAM Dump, Honda® Motor	13 HP	1225

1220MP Series with Pintle Style Hitch

EDI	Part#	Description	Power	Weight
22260	MIX59358	Hydraulic Drive, 1 Phase Electric	5 HP Elec	1165
22261	MIX59359	Hydraulic Drive, 3 Phase Electric	5 HP Elec	1165
22256	MIX59353	Hydraulic Drive, Fully Assembled	13 HP	1210
22263	MIX59362	Hydraulic Drive and RAM Dump, Honda® Motor	13 HP	1225

1620MP Series with 2" Ball Hitch

EDI	Part#	Description	Power	Weight
27267	MIX59387B	Hydraulic Drive, 1 Phase Electric	5 HP Elec	1350
27269	MIX59389B	Hydraulic Drive, 3 Phase Electric	5 HP Elec	1350
27268	MIX59388B	Hydraulic Drive, Fully Assembled	13 HP	1405
27270	MIX59390B	Hydraulic Drive and RAM Dump, Honda® Motor	13 HP	1420


1620MP Series with Pintle Style Hitch

EDI	Part#	Description	Power	Weight
22275	MIX59387	Hydraulic Drive, 1 Phase Electric	5 HP Elec	1350
22277	MIX59389	Hydraulic Drive, 3 Phase Electric	5 HP Elec	1350
22276	MIX59388	Hydraulic Drive, Fully Assembled	13 HP	1405
22278	MIX59390	Hydraulic Drive and RAM Dump, Honda® Motor	13 HP	1420

	1220MP	1620MP
Batch Size Dry Cubic Foot	12	16
Drum Volume Cubic Foot	15.3	17.7
Batch Capacity (Bags)	4	5
Drum Dimensions	36" X 30"	42" X 30"
Drum Thickness	10 ga. Wrap 1/4" Ends	7 ga. Wrap 1/4" Ends
Bearing/Seal	Roller bearings w/ drum & shaft seals	Roller bearings w/ drum & shaft seals
Clutch Mechanism	Hydraulic	Hydraulic
Power Reduction	Hydraulic	Hydraulic
Tow Pole	2 7/8" Tube	2 7/8" Tube
Suspension	"U" Spring	"U" Spring
Wheels & Tires	6.5" X 13" Wheels 25" O.D. Tires	6.5" X 13" Wheels 25" O.D. Tires
Overall Dimension L X W X H	83" X 54" X 59"	89" X 54" X 59"
Discharge Height	23"	23"
Power Options	13HP Honda 5HP Electric	13HP Honda 5HP Electric

300UT & 300UT-PL Accessories

HAND TOW KIT



HIGH-SPEED TOW KIT



POLY LINER



300UT & 300UT-PL Tow Kit Options

EDI	Part#	Description
23570	MIX69000	2.75" W X 10" ID - Semi-Pneumatic Hand Tow Kit
23581	MIX69204	4.8" W X 12" ID - High Speed Tow Kit w/ Hitch

300UT-PL Options

EDI	Part#	Description
23684	MIX771-40257	3 cu. ft. Replacement Poly Liner
21684	MIX245007	Disposable Lid

Wheelbarrow Mixer

- Lightweight portable mixer only weighs 125 lbs.
- 3 cubic foot drum
- Capable of mixing 1.5 - 80lb bags of concrete
- High torque 1/2 HP electric motor with ON/OFF switch
- Strong polyurethane drum will not crack or rust and is easy to clean
- Ring gear is enclosed for safe operation
- Handles adjust for easy storage
- Can clear a 30" (762mm) door opening
- Ships unassembled in one box



Wheelbarrow Mixer

Mixer w/Motor Attached

EDI	Part#	Description
21737	MIX59000D	3.5 cu. ft. Load Capacity w/ Poly Liner, 1/2 HP Electric Motor & On/Off Switch



See Video

When a better trowel is made...
MARSHALLTOWN will make it.


From 1890 through today, we have made that claim.

Today, the best finishing trowel made is **MARSHALLTOWN's** PermaShape®. Patent protected, PermaShape® is our guarantee that a finishing trowel blade will never change its shape*.

Each PermaShape® blade is shaped to help eliminate trowel marks. The working edges of the blade are beveled to prevent aggregate popping.

PermaShape comes in two styles- Broken-in and Flat. Experienced finishers will no longer have the common break-in period of a trowel if they use **MARSHALLTOWN's** Broken-in PermaShape®. The trowel will work perfectly right out of the box! That also means inexperienced finishers will be more productive sooner.


However, we have found that some finishers, especially in the EIFS and plastering trade, prefer a blade that is not as curved as our Broken-in, so we also offer the Flat PermaShape®. See pages 149, 150 and 230 for Flat PermaShape® trowels.



All our PermaShape® trowels come with our popular Xtralite® mounting and we top it all off with our DuraSoft® handle, the first and the best soft grip handle in the masonry industry.

PermaShape® Finishing Trowels

- Beginning finishers can do a better job and be more productive sooner
- Broken-in shape eliminates line and ripple marks right from the start
- Beveled work edges prevent surface aggregate popping
- PermaShape® guarantees trowel will maintain original broken-in shape
- Highest grade hardened and tempered golden stainless or spring steel blade; properly shaped and fastened with stainless steel rivets
- Aluminum alloy Xtralite® mounting is lightweight but very strong
- Resilient DuraSoft® handle provides a soft feel, reduces fatigue and offers excellent durability
- Sold 1 per inner pack/12 per outer pack, 6 per outer pack where noted with *



CONCRETE TOOLS

MADE IN
 U.S.A

U.S. Patent Nos. 5,697,265;
 5,522,111; 5,791,009;

MARSHALLTOWN The Premier Line

Carbon Steel

EDI	Part#	Size-in.	Size-mm
13203	PB56D	12 X 3	305 X 76
13210	PB62D	12 X 4	305 X 102
13221	PB57D	14 X 3	356 X 76
13230	PB64D	14 X 4	356 X 102
13236	PB145D	14 X 5	356 X 127
13247	PB66D	16 X 4	406 X 102
13252	PB165D*	16 X 5	406 X 127
13265	PB81D*	18 X 4	457 X 102
13280	PB815D*	18 X 5	457 X 127
13271	PB20D*	20 X 4	508 X 102
13275	PB205D*	20 X 5	508 X 127

MARSHALLTOWN The Premier Line

Golden Stainless Steel

EDI	Part#	Size-in.	Size-mm
13463	PB1GSD	11 X 4½	279 X 114
12159	PB4GSD	11½ X 4¾	292 X 121
13436	PB7GSD	12 X 5	305 X 127
13438	PB13GSD	13 X 5	330 X 127
13413	PB145GSD	14 X 5	356 X 127
13439	PB165GSD*	16 X 5	406 X 127

* **MARSHALLTOWN** knows that the blade will wear away. But assuming the blade is used to smooth cementitious material and is not harmed in any other way, **MARSHALLTOWN** also knows the blade will maintain its shape throughout its life.



MARSHALLTOWN

Like us on

facebook®

What happens when you “Like”
MARSHALLTOWN Company on Facebook?

- Become a Facebook Fan of **MARSHALLTOWN**
- Keep up with cool things happening in your industry
- Win by participating in contests and quizzes
- View photos submitted by Facebook Fans like you
- Connect with other fans of **MARSHALLTOWN** product
- Find out the latest product information and innovations by **MARSHALLTOWN**

**Scan Here to
Like Us Today!**



www.facebook.com/MarshalltownCompany



To order: Phone: 800-888-0127 • Fax: 800-477-6341 • Visit our Website at www.MARSHALLTOWN.com

High Carbon Steel - DuraSoft® Handle

- Highest grade hardened and tempered spring steel blade, properly shaped
- Aluminum alloy Xtralite® mounting is lightweight but very strong
- Beveled work edges prevent surface aggregate popping
- Resilient DuraSoft® handle provides a soft feel, reduces fatigue and offers excellent durability
- Handle icons in table indicate straight or curved handle
- Sold 1 per inner pack/12 per outer pack, 6 per outer pack where noted with *



MADE IN
U.S.A

U.S. Patent No. 5,522,111

MARSHALLTOWN The Premier Line

EDI	Part#	Size-in.	Size-mm	Handle
15265	MXS54D	10 X 3	254 X 76	
13201	MXS55D	10 X 4	254 X 102	
12123	MXS91D	10½ X 4½	267 X 114	
13893	MXS114D	11 X 4	279 X 102	
12105	MX1D	11 X 4½	279 X 114	
12125	MXS1D	11 X 4½	279 X 114	
13459	MXS3D	11 X 4¾	279 X 121	
13458	MXS2D	11½ X 4½	292 X 114	
12131	MXS4D	11½ X 4¾	292 X 121	
13205	MXS56D	12 X 3	305 X 76	
13207	MX62D	12 X 4	305 X 102	
13209	MXS62D	12 X 4	305 X 102	
12133	MXS7D	12 X 5	305 X 127	
12135	MXS13D	13 X 5	330 X 127	
13223	MX57D	14 X 3	356 X 76	
13225	MXS57D	14 X 3	356 X 76	
15272	MXS58D	14 X 3½	356 X 89	
13227	MX64D	14 X 4	356 X 102	
13229	MXS64D	14 X 4	356 X 102	
15275	MXS65D	14 X 4½	356 X 114	

MARSHALLTOWN The Premier Line


EDI	Part#	Size-in.	Size-mm	Handle
13233	MXS73D	14 X 4¾	356 X 121	
13235	MXS145D	14 X 5	356 X 127	
13245	MXS60D	16 X 3	406 X 76	
15279	MXS61D	16 X 3½	406 X 89	
13282	MX66D	16 X 4	406 X 102	
13249	MXS66D	16 X 4	406 X 102	
15283	MXS67D*	16 X 4½	406 X 114	
15347	MXS68D*	16 X 4¾	406 X 121	
13251	MXS165D*	16 X 5	406 X 127	
15290	MXS75D*	18 X 3	457 X 76	
15287	MXS76D*	18 X 3½	457 X 89	
13267	MX81D*	18 X 4	457 X 102	
13269	MXS81D*	18 X 4	457 X 102	
13263	MXS77D*	18 X 4½	457 X 114	
15345	MXS82D*	18 X 4¾	457 X 121	
13279	MXS815D*	18 X 5	457 X 127	
13273	MXS20D*	20 X 4	508 X 102	
13277	MXS205D*	20 X 5	508 X 127	
13895	MXS225D*	22 X 5	559 X 127	
13197	MXS24D*	24 X 4	610 X 102	
13199	MXS245D*	24 X 5	610 X 127	

CONCRETE TOOLS



High Carbon Steel - Wood Handle

- Highest grade hardened and tempered spring steel blade, properly shaped
- Aluminum alloy Xtralite® mounting is lightweight but very strong
- Beveled work edges prevent surface aggregate popping
- Handle icons in table indicate straight or curved handle
- Sold 1 per inner pack/12 per outer pack, 6 per outer pack where noted with *



MADE IN
U.S.A.

MARSHALLTOWN The Premier Line


EDI	Part#	Size-in.	Size-mm	Handle
15263	MX54	10 X 3	254 X 76	
15264	MXS54	10 X 3	254 X 76	
15266	MX55	10 X 4	254 X 102	
13200	MXS55	10 X 4	254 X 102	
12122	MXS91	10½ X 4½	267 X 114	
13889	MX114	11 X 4	279 X 102	
13891	MXS114	11 X 4	279 X 102	
12104	MX1	11 X 4½	279 X 114	
12124	MXS1	11 X 4½	279 X 114	
12128	MXS3	11 X 4¾	279 X 121	
12106	MX2	11½ X 4½	292 X 114	
12126	MXS2	11½ X 4½	292 X 114	
12110	MX4	11½ X 4¾	292 X 121	
12130	MXS4	11½ X 4¾	292 X 121	
15269	MX56	12 X 3	305 X 76	
13204	MXS56	12 X 3	305 X 76	
13206	MX62	12 X 4	305 X 102	
13208	MXS62	12 X 4	305 X 102	
12132	MXS7	12 X 5	305 X 127	
12134	MXS13	13 X 5	330 X 127	
13222	MX57	14 X 3	356 X 76	
13224	MXS57	14 X 3	356 X 76	
15270	MX58	14 X 3½	356 X 89	
15271	MXS58	14 X 3½	356 X 89	
13226	MX64	14 X 4	356 X 102	
13228	MXS64	14 X 4	356 X 102	
15273	MX65	14 X 4½	356 X 114	
15274	MXS65	14 X 4½	356 X 114	
15276	MX73	14 X 4¾	356 X 121	
13232	MXS73	14 X 4¾	356 X 121	
13234	MXS145	14 X 5	356 X 127	

MARSHALLTOWN The Premier Line

EDI	Part#	Size-in.	Size-mm	Handle
15280	MX60	16 X 3	406 X 76	
13244	MXS60	16 X 3	406 X 76	
15277	MX61	16 X 3½	406 X 89	
15278	MXS61	16 X 3½	406 X 89	
13246	MX66	16 X 4	406 X 102	
13248	MXS66	16 X 4	406 X 102	
15281	MX67*	16 X 4½	406 X 114	
15282	MXS67*	16 X 4½	406 X 114	
15284	MX68*	16 X 4¾	406 X 121	
15346	MXS68*	16 X 4¾	406 X 121	
13250	MXS165*	16 X 5	406 X 127	
15288	MX75*	18 X 3	457 X 76	
15289	MXS75*	18 X 3	457 X 76	
15285	MX76*	18 X 3½	457 X 89	
15286	MXS76*	18 X 3½	457 X 89	
13266	MX81*	18 X 4	457 X 102	
13268	MXS81*	18 X 4	457 X 102	
15291	MX77*	18 X 4½	457 X 114	
13262	MXS77*	18 X 4½	457 X 114	
15292	MX82*	18 X 4¾	457 X 121	
15344	MXS82*	18 X 4¾	457 X 121	
13278	MXS815*	18 X 5	457 X 127	
13270	MX20*	20 X 4	508 X 102	
13272	MXS20*	20 X 4	508 X 102	
13274	MX205*	20 X 5	508 X 127	
13276	MXS205*	20 X 5	508 X 127	
13194	MXS22*	22 X 4	559 X 102	
13195	MXS225*	22 X 5	559 X 127	
13196	MXS24*	24 X 4	610 X 102	
13198	MXS245*	24 X 5	610 X 127	

Stainless Steel

- Highest grade hardened and tempered bright or golden stainless steel blade, properly shaped
- Aluminum alloy Xtralite® mounting is lightweight but very strong
- Choice of resilient DuraSoft® handle or smooth, natural finish hardwood handle
- Sold 1 per inner pack/12 per outer pack, 6 per outer pack where noted with *



MADE IN
U.S.A

U.S. Patent No. 5,522,111

MARSHALLTOWN The Premier Line

Bright Stainless Steel

EDI	Part#	Size-in.	Size-mm	Handle
15321	MXS91SS	10½ X 4½	267 X 114	
15322	MXS91SSD	10½ X 4½	267 X 114	
12143	MXS1SS	11 X 4½	279 X 114	
13460	MXS1SSD	11 X 4½	279 X 114	
13464	MXS3SS	11 X 4¾	279 X 121	
13465	MXS3SSD	11 X 4¾	279 X 121	
15332	MXS2SS	11½ X 4½	292 X 114	
15333	MXS2SSD	11½ X 4½	292 X 114	
12145	MXS4SS	11½ X 4¾	292 X 121	
13461	MXS4SSD	11½ X 4¾	292 X 121	
12149	MXS13SS	13 X 5	330 X 127	
12151	MXS13SSD	13 X 5	330 X 127	
13405	MXS73SS	14 X 4¾	356 X 121	
13444	MXS73SSD	14 X 4¾	356 X 121	
13395	MXS62SS	12 X 4	305 X 102	
13396	MXS62SSD	12 X 4	305 X 102	
13398	MXS64SS	14 X 4	356 X 102	
13399	MXS64SSD	14 X 4	356 X 102	
15309	MXS66SS	16 X 4	406 X 102	
15310	MXS66SSD	16 X 4	406 X 102	
13426	MXS165SS*	16 X 5	406 X 102	
13410	MXS205SS*	20 X 5	508 X 127	
13409	MXS25SSD*	20 X 5	508 X 127	

MARSHALLTOWN The Premier Line


Golden Stainless Steel

EDI	Part#	Size-in.	Size-mm	Handle
15329	MXS91GS	10½ X 4½	267 X 114	
15331	MXS91GSD	10½ X 4½	267 X 114	
13901	MXS3GS	11 X 4¾	279 X 102	
13903	MXS3GSD	11 X 4¾	279 X 102	
12144	MXS1GS	11 X 4½	279 X 114	
13462	MXS1GSD	11 X 4½	279 X 114	
15334	MXS2GS	11½ X 4½	292 X 114	
15335	MXS2GSD	11½ X 4½	292 X 114	
12146	MXS4GS	11½ X 4¾	292 X 121	
12147	MXS4GSD	11½ X 4¾	292 X 121	
13401	MXS62GS	12 X 4	305 X 102	
13445	MXS62GSD	12 X 4	305 X 102	
12148	MXS7GS	12 X 5	305 X 127	
13446	MXS7GSD	12 X 5	305 X 127	
12150	MXS13GS	13 X 5	330 X 127	
13447	MXS13GSD	13 X 5	330 X 127	
13402	MXS64GS	14 X 4	356 X 102	
13448	MXS64GSD	14 X 4	356 X 102	
13403	MXS73GS	14 X 4¾	356 X 121	
13449	MXS73GSD	14 X 4¾	356 X 121	
13422	MXS145GS	14 X 5	356 X 127	
13423	MXS145GD	14 X 5	356 X 127	
13404	MXS66GS	16 X 4	406 X 102	
13450	MXS66GSD	16 X 4	406 X 102	
15311	MXS67GS*	16 X 4½	406 X 114	
15312	MXS67GSD*	16 X 4½	406 X 114	
13424	MXS165GS*	16 X 5	406 X 127	
13425	MXS165GD*	16 X 5	406 X 127	
13905	MXS81GS*	18 X 4	457 X 102	
13907	MXS81GSD*	18 X 4	457 X 102	
13406	MXS815GS*	18 X 5	457 X 127	
13451	MXS815GD*	18 X 5	457 X 127	
13408	MXS205GS*	20 X 5	508 X 127	
13452	MXS205GD*	20 X 5	508 X 127	

CONCRETE TOOLS

Blue Steel

- Highest grade hardened, tempered and blued spring steel blade, properly shaped
- Aluminum alloy Xtralite® mounting is lightweight but very strong
- Choice of resilient DuraSoft® handle or smooth, natural finish hardwood handle
- Sold 1 per inner pack/12 per outer pack, 6 per outer pack where noted with *



MADE IN
U.S.A

U.S. Patent No. 5,522,111

Rounded Front High Carbon Steel

- Highest grade hardened and tempered spring steel blade, properly shaped
- Aluminum alloy Xtralite® mounting is lightweight but very strong
- Choice of resilient DuraSoft® handle or smooth, natural finish hardwood handle
- Sold 1 per inner pack/12 per outer pack, 6 per outer pack where noted with *



MADE IN
U.S.A

U.S. Patent No. 5,522,111

MARSHALLTOWN The Premier Line

EDI	Part#	Size-in.	Size-mm	Handle
13238	MXS56B	12 X 3	305 X 76	
13239	MXS56BD	12 X 3	305 X 76	
13211	MXS62B	12 X 4	305 X 102	
13212	MXS62BD	12 X 4	305 X 102	
13240	MXS57B	14 X 3	356 X 76	
13241	MXS57BD	14 X 3	356 X 76	
13414	MXS64B	14 X 4	356 X 102	
13440	MXS64BD	14 X 4	356 X 102	
13415	MXS145B	14 X 5	356 X 127	
13441	MXS145BD	14 X 5	356 X 127	
13416	MXS66B	16 X 4	406 X 102	
13442	MXS66BD	16 X 4	406 X 102	
13417	MXS165B*	16 X 5	406 X 127	
13443	MXS165BD*	16 X 5	406 X 127	
13285	MXS81B*	18 X 4	457 X 102	
13286	MXS81BD*	18 X 4	457 X 102	
13418	MXS815B*	18 X 5	457 X 127	
13419	MXS815BD*	18 X 5	457 X 127	
13288	MXS20B*	20 X 4	508 X 102	
13289	MXS20BD*	20 X 4	508 X 102	
13420	MXS205B*	20 X 5	508 X 127	
13421	MXS205BD*	20 X 5	508 X 127	
12240	MXS224B*	22 X 4	559 X 102	
12241	MXS224BD*	22 X 4	559 X 102	
12242	MXS244B*	24 X 4	610 X 102	
12243	MXS244BD*	24 X 4	610 X 102	
13292	MXS245B*	24 X 5	610 X 127	
13293	MXS245BD*	24 X 5	610 X 127	

MARSHALLTOWN The Premier Line

EDI	Part#	Size-in.	Size-mm	Handle
13897	MXS64RE	14 X 4	356 X 102	
13899	MXS64RED	14 X 4	356 X 102	
13510	MXS66RE	16 X 4	406 X 102	
13511	MXS66RED	16 X 4	406 X 102	
13512	MXS81RE*	18 X 4	457 X 102	
13513	MXS81RED*	18 X 4	457 X 102	
13514	MXS20RE*	20 X 4	508 X 102	
13515	MXS20RED*	20 X 4	508 X 102	
13516	MXS205RE*	20 X 5	508 X 127	
13517	MXS205RD*	20 X 5	508 X 127	
12216	MXS224RE*	22 X 4	559 X 102	
12217	MXS224RD*	22 X 4	559 X 102	
12220	MXS225RE*	22 X 5	559 X 127	
12221	MXS225RD*	22 X 5	559 X 127	
12218	MXS244RE*	24 X 4	610 X 102	
12219	MXS244RD*	24 X 4	610 X 102	
12222	MXS245RE*	24 X 5	610 X 127	
12223	MXS245RD*	24 X 5	610 X 127	

Fully Rounded High Carbon Steel

- Highest grade hardened and tempered spring steel blade, properly shaped
- Aluminum alloy Xtralite® mounting is lightweight but very strong
- Choice of resilient DuraSoft® handle or smooth, natural finish hardwood handle
- Sold 1 per inner pack/12 per outer pack, 6 per outer pack where noted with *



MADE IN
U.S.A

U.S. Patent No. 5,522,111

Fully Rounded Blue Steel

- Highest grade hardened and tempered spring steel blade, properly shaped
- Aluminum alloy Xtralite® mounting is lightweight but very strong
- Choice of resilient DuraSoft® handle or smooth, natural finish hardwood handle
- Sold 1 per inner pack/12 per outer pack, 6 per outer pack where noted with *



MADE IN
U.S.A

U.S. Patent No. 5,522,111

MARSHALLTOWN The Premier Line

EDI	Part#	Size-in.	Size-mm	Handle
13520	MXS64FR	14 X 4	356 X 102	
13521	MXS64FRD	14 X 4	356 X 102	
13522	MXS66FR	16 X 4	406 X 102	
13523	MXS66FRD	16 X 4	406 X 102	
16872	MXS75FR*	18 X 3	457 X 76	
16873	MXS75FRD*	18 X 3	457 X 76	
13524	MXS81FR*	18 X 4	457 X 102	
13525	MXS81FRD*	18 X 4	457 X 102	
13937	MXS815FR	18 X 5	457 X 127	
13939	MXS815FRD	18 X 5	457 X 127	
13526	MXS20FR*	20 X 4	508 X 102	
13527	MXS20FRD*	20 X 4	508 X 102	
13528	MXS205FR*	20 X 5	508 X 127	
13529	MXS205FD*	20 X 5	508 X 127	
12224	MXS224FR*	22 X 4	559 X 102	
12225	MXS224FD*	22 X 4	559 X 102	
12232	MXS225FR*	22 X 5	559 X 127	
12233	MXS225FD*	22 X 5	559 X 127	
12228	MXS244FR*	24 X 4	610 X 102	
12229	MXS244FD*	24 X 4	610 X 102	
12236	MXS245FR*	24 X 5	610 X 127	
12237	MXS245FD*	24 X 5	610 X 127	

MARSHALLTOWN The Premier Line

EDI	Part#	Size-in.	Size-mm	Handle
13530	MXS64BFR	14 X 4	356 X 102	
13531	MXS64BRD	14 X 4	356 X 102	
13532	MXS66BFR	16 X 4	406 X 102	
13533	MXS66BRD	16 X 4	406 X 102	
16874	MXS75BFR*	18 X 3	457 X 76	
16875	MXS75BFRD*	18 X 3	457 X 76	
13534	MXS81BFR*	18 X 4	457 X 102	
13535	MXS81BRD*	18 X 4	457 X 102	
13536	MXS20BFR*	20 X 4	508 X 102	
13537	MXS20BRD*	20 X 4	508 X 102	
13538	MXS205BR*	20 X 5	508 X 127	
13539	MXS25BRD*	20 X 5	508 X 127	
12226	MXS224BR*	22 X 4	559 X 102	
12227	MXS22BRD*	22 X 4	559 X 102	
12234	MXS225BR*	22 X 5	559 X 127	
12235	MS225BRD*	22 X 5	559 X 127	
12230	MXS244BR*	24 X 4	610 X 102	
12231	MXS24BRD*	24 X 4	610 X 102	
12238	MXS245BR*	24 X 5	610 X 127	
12239	MS245BRD*	24 X 5	610 X 127	

CONCRETE TOOLS

High Carbon Steel Pipe Trowel

- Ideal for finishing around pipes and in tight areas
- Highest grade hardened and tempered spring steel blade
- Aluminum alloy Xtralite® mounting is lightweight but very strong
- Sold 1 per inner pack/12 per outer pack



MADE IN
U.S.A


U.S. Patent No. 5,522,111

MARSHALLTOWN The Premier Line

EDI	Part#	Size-in.	Size-mm	Handle
10358	MPT105D	10½ X 3	267 X 76	

Silo Trowels

- ½" (13mm) radius corners reduce gouging of round slabs
- Resilient DuraSoft® handle provides a soft feel, reduces fatigue and offers excellent durability
- Ideal for finishing swimming pools and silos
- Sold 1 per inner pack/12 per outer pack



MADE IN U.S.A.

U.S. Patent No. 5,522,111

MARSHALLTOWN The Premier Line

EDI	Part#	Size-in.	Size-mm	Handle
12139	ST14	14 X 4	356 X 102	
12140	ST14D	14 X 4	356 X 102	
12152	ST16	16 X 4	406 X 102	
12153	ST16D	16 X 4	406 X 102	

Gunite

- Aluminum alloy Xtralite® mounting is lightweight but very strong
- Rivets are left headed on working surface for extra strength
- Choice of resilient DuraSoft® handle or smooth, natural finish hardwood handle
- Sold 1 per inner pack/12 per outer pack



MADE IN U.S.A.

U.S. Patent No. 5,522,111

MARSHALLTOWN The Premier Line

EDI	Part#	Size-in.	Size-mm	Handle
15267	3138	12 X 4	305 X 102	
15268	3138D	12 X 4	305 X 102	
13140	3140	14 X 4	356 X 102	
13139	3140D	14 X 4	356 X 102	

Midget Trowels

- Aluminum alloy Xtralite® mounting is lightweight but very strong
- "SS" indicates a stainless steel blade
- Choice of resilient DuraSoft® handle or smooth, natural finish hardwood handle
- Sold 3 per inner pack/3 per outer pack



MADE IN U.S.A.

U.S. Patent No. 5,522,111

MARSHALLTOWN The Premier Line

EDI	Part#	Size-in.	Size-mm	Handle
13104	11D	8 X 3	203 X 76	
13105	11	8 X 3	203 X 76	
13106	11SSD	8 X 3	203 X 76	

Wall Form Trowels

- Ideal for finishing foundation walls that are poured below the top of the form
- MXS754FR and MXS754FD are fully rounded
- Choice of resilient DuraSoft® handle or smooth, natural finish hardwood handle
- Sold 4 per inner pack/24 per outer pack



MADE IN U.S.A.


U.S. Patent No. 5,522,111

MARSHALLTOWN The Premier Line

EDI	Part#	Size-in.	Size-mm	Handle
14247	MXS754	7½ X 4	191 X 102	
14248	MXS754D	7½ X 4	191 X 102	
14249	MXS754FR	7½ X 4	191 X 102	
14250	MXS754FD	7½ X 4	191 X 102	

High Carbon Steel

- Cast aluminum mounting securely riveted to tempered, polished steel blade
- Mounting has a square shank to prevent handle from turning
- Choice of comfort grip or wood handle
- Sold 4 per inner pack/12 per outer pack, sold 6 per inner pack/6 per outer pack where noted with *



MADE IN U.S.A.

QLT[™] MARSHALLTOWN

EDI	Part#	Size-in.	Size-mm	Handle
13801	FT362	12 X 4	305 X 102	
13817	FT372R	12 X 4	305 X 102	
13802	FT363	14 X 4	356 X 102	
13818	FT373R	14 X 4	356 X 102	
13803	FT364	16 X 4	406 X 102	
13819	FT374R	16 X 4	406 X 102	
13804	FT365*	18 X 4	457 X 102	
13837	FT375R*	18 X 4	457 X 102	
13947	FT376R*	20 X 4	508 X 102	

Stainless Steel

- Cast aluminum mounting securely riveted to tempered, polished steel blade
- Mounting has a square shank to prevent handle from turning
- Soft grip handle for increased comfort
- Sold 1 per inner pack/6 per outer pack




QLT[™] MARSHALLTOWN

EDI	Part#	Size-in.	Size-mm	Handle
11101	FT124SS	12 X 4	305 X 102	

High Carbon Steel

- Cast aluminum mounting securely riveted to tempered, polished steel blade
- Mounting has a square shank to prevent handle from turning
- Soft grip handle for increased comfort
- Sold 1 per inner pack/6 per outer pack



QLT BY MARSHALLTOWN

EDI	Part#	Size-in.	Size-mm	Handle
11103	FT144	14 X 4	356 X 102	
11104	FT164	16 X 4	406 X 102	

High Carbon Steel

- Cast aluminum mounting securely riveted to tempered, polished steel blade
- Mounting has a square shank to prevent handle from turning
- Plastic handle
- Sold 1 per inner pack/6 per outer pack




NEW!

QLT BY MARSHALLTOWN

EDI	Part#	Size-in.	Size-mm
18342	FT114P	11 X 4½	279 X 115
18343	FT144P	14 X 4	356 X 102
18344	FT164P	16 X 4	406 X 102

Finishing Trowels Fully Rounded

- Cast aluminum mounting securely riveted to tempered, polished steel blade
- Mounting has a square shank to prevent handle from turning
- Choice of comfort grip or wood handle
- Sold 4 per inner pack/12 per outer pack



MADE IN U.S.A.

QLT BY MARSHALLTOWN

EDI	Part#	Size-in.	Size-mm	Handle
11217	FTFR362	12 X 4	305 X 102	
11218	FTFR372R	12 X 4	305 X 102	
11219	FTFR363	14 x 4	356 X 102	
11220	FTFR373R	14 X 4	356 X 102	
11221	FTFR364	16 X 4	406 X 102	
11222	FTFR374R	16 X 4	406 X 102	
11223	FTFR365	18 X 4	457 X 102	
11224	FTFR375R	18 X 4	457 X 102	
11225	FTFR369	18 X 5	457 X 127	
11226	FTFR379R	18 X 5	457 X 127	
11227	FTFR360	20 X 5	508 X 127	
11228	FTFR370R	20 X 5	508 X 127	

Bright Stainless Steel

- Cast aluminum mounting securely riveted to stainless steel blade
- Mounting has a square shank to prevent handle from turning
- Curved handle gives extra knuckle room
- Sold 2 per inner pack/6 per outer pack




QLT BY MARSHALLTOWN

EDI	Part#	Size-in.	Size-mm
13799	FT799SS	14 X 4	356 X 102

Economy Trowel

- Aluminum mounting
- Polished steel blade
- Comfortable, curved wood handle
- Sold 12 per inner pack/36 per outer pack



MADE IN U.S.A.

QLT BY MARSHALLTOWN

EDI	Part#	Size-in.	Size-mm
12194	990S	11 X 4½	279 X 115
13296	994S	14 X 4	356 X 102
13300	999S	16 X 4	406 X 102

Economy Trowel

- Steel blade
- Structural foam handle
- Sold 12 per inner pack/12 per outer pack



MADE IN U.S.A.

QLT BY MARSHALLTOWN

EDI	Part#	Size-in.	Size-mm
16253	209	9 X 4	229 X 102
16245	227	11 X 4½	279 X 115

Economy Trowel

- All plastic blade and handle
- Intended to be disposed of after use
- For smoothing concrete base
- Sold 36 per inner pack/36 per outer pack




MADE IN U.S.A.

QLT BY MARSHALLTOWN

EDI	Part#	Size-in.	Size-mm
16265	6265	10 X 4¼	254 X 108

Plastic Finishing Trowels

- High quality GE Lexan® blades are tough, wear resistant, and provide the right flex
- Aluminum alloy mounting to hold up to the toughest jobs
- Ideal for finishing surfaces that can't be blackened by standard steel blades like: swimming pools, white portland cement projects, interior plaster and stucco
- Sold 1 per inner pack/12 per outer pack



MADE IN
U.S.A


U.S. Patent No. 5,522,111

MARSHALLTOWN The Premier Line

EDI	Part#	Size-in.	Size-mm	Handle
16836	PMXS1	11 X 4 ½	279 X 114	
16837	PMXS1D	11 X 4 ½	279 X 114	

Plastic Pool Trowels

- High quality GE Lexan® blades are tough, wear resistant, and provide the right flex
- Aluminum alloy mounting to hold up to the toughest jobs
- Ideal for finishing surfaces that can't be blackened by standard steel blades like: swimming pools, white portland cement projects, interior plaster and stucco
- Sold 1 per inner pack/12 per outer pack, 1 per inner pack/6 per outer where noted with *



MADE IN
U.S.A


U.S. Patent No. 5,522,111

MARSHALLTOWN The Premier Line

EDI	Part#	Rivets	Size-in.	Size-mm	Handle
16826	PSP10	3	10 X 3	254 X 76	
16827	PSP10SD	3	10 X 3	254 X 76	
16828	PSP12	5	12 X 3 ½	305 X 89	
16829	PSP12SD	5	12 X 3 ½	305 X 89	
16830	PSP14	6	14 X 4	356 X 102	
16831	PSP14SD	6	14 X 4	356 X 102	
16832	PSP164	8	16 X 4	406 X 102	
16833	PSP164SD	8	16 X 4	406 X 102	
16834	PSP81*	10	18 X 4	457 X 102	
16835	PSP81SD*	10	18 X 4	457 X 102	

Exposed Rivet Blue Steel Trowels

- Highest grade hardened, tempered and blue steel
- Extra short mounting is lightweight but very strong allowing user to flex blade to almost any radius
- Rivets left unground for longer trowel life while flexing blade at very large radii
- Sold 1 per inner pack/6 per outer pack, 1 per inner pack/12 per outer pack where noted with *



MADE IN
U.S.A

MARSHALLTOWN The Premier Line

Flat End Exposed Rivet Blue Steel Trowels


EDI	Part#	Rivets	Mount Size-in.	Size-in.	Size-mm
13599	SP124BSER8*	8	8	12 X 4	305 X 102
13598	SP81BSER10	10	9¾	18 X 4	457 X 102
13163	SP20BSER12	12	11¼	20 X 4	508 X 102

Fully Rounded Exposed Rivet Blue Steel Trowels

EDI	Part#	Rivets	Mount Size-in.	Size-in.	Size-mm
13577	SP83BR3*	3	¾	8 X 3	203 X 76
13578	SP10BR3*	3	¾	10 X 3	254 X 76
13579	SP104BR3*	3	¾	10 X 4	254 X 102
13580	SP12BR3*	3	¾	12 X 3½	305 X 89
13581	SP14BR3*	3	¾	14 X 4	356 X 102
13582	SP14BR5*	5	5	14 X 4	356 X 102
13583	SP1635BR8*	8	8	16 X 3½	406 X 89
13585	SP164BR3*	3	¾	16 X 4	406 X 102
13584	SP164BR6*	6	6	16 X 4	406 X 102
13586	SP16BR8	8	8	16 X 4.5	406 X 115
13589	SP81BR5	5	5	18 X 4	457 X 102
13588	SP81BR6	6	6	18 X 4	457 X 102
13587	SP81BR8	8	8	18 X 4	457 X 102
13590	SP81BR10	10	9¾	18 X 4	457 X 102
13591	SP815BR10	10	9¾	18 X 5	457 X 127
13592	SP20BR8	8	8	20 X 4	508 X 102
13593	SP205BR12	12	11¼	20 X 5	457 X 127
13594	SP22BR8	8	8	22 X 4	559 X 102
13595	SP2245BR10	10	9¾	22 X 4½	559 X 114
13596	SP2245BR14	14	13¾	22 X 4½	559 X 114
13597	SP24BR8	8	8	24 X 4	610 X 127

Stainless Steel Exposed Rivet Pool Trowels

- Hardened and tempered bright stainless steel blade
- Extra short mounting is lightweight but very strong allowing user to flex blade to almost any radius
- Rivets left unground for longer trowel life while flexing blade at very large radii
- Sold 1 per inner pack/12 per outer pack, 1 per inner pack/6 per outer where noted with *



MADE IN
U.S.A

MARSHALLTOWN The Premier Line

EDI	Part#	Rivets	Size-in.	Size-mm	Handle
13103	SP83SSR3	3	8 X 3	203 X 76	
13107	SP10SSR3	3	10 X 3	254 X 76	
13108	SP12SSR3	3	12 X 3½	305 X 89	
13134	SP14SSR5	5	14 X 4	356 X 102	
13136	SP164SSR8*	8	16 X 4	406 X 102	
13141	SP815SSR10*	10	18 X 5	457 X 127	
13153	SP205SSR12*	12	20 X 5	508 X 127	
13154	SP2245SSR14*	14	22 X 4½	559 X 115	
13156	SP245SSR16*	16	24 X 5	610 X 127	

Exposed Rivet PoolSaver™ Trowels

- Hard chrome plating reduces plaster burn
- Short aluminum alloy Xtralite® mounting is lightweight but very strong
- Exposed rivets on working surface for added strength
- Proprietary manufacturing process allows same flexibility as our other pool trowels
- Sold 1 per inner pack/12 per outer pack, 1 per inner pack/6 per outer where noted with *



MADE IN
U.S.A

MARSHALLTOWN The Premier Line

EDI	Part#	Rivets	Size-in.	Size-mm	Handle
13157	SP10PR3	3	10 X 3	254 X 76	
13158	SP12PR5	5	12 X 3½	305 X 89	
13159	SP143PR6	6	14 X 3	356 X 76	
13160	SP14PR8	8	14 X 4	356 X 102	
13161	SP163PR8*	8	16 X 3	406 X 76	
13162	SP164PR8*	8	16 X 4	406 X 102	

PoolSaver™ Trowels

- Hard chrome plating reduces plaster burn
- Short aluminum alloy Xtralite® mounting is lightweight but very strong
- Proprietary manufacturing process allows same flexibility as our other pool trowels
- Sold 1 per inner pack/12 per outer pack, 6 per outer pack where noted with *



MADE IN
U.S.A

U.S. Patent No. 5,522,111

MARSHALLTOWN The Premier Line

EDI	Part#	Rivets	Size-in.	Size-mm	Handle
13143	SP10P	3	10 X 3	254 X 76	
13144	SP10PD	3	10 X 3	254 X 76	
13145	SP12P	5	12 X 3½	305 X 89	
13146	SP12PD	5	12 X 3½	305 X 89	
15303	SP143P	6	14 X 3	356 X 76	
15304	SP143PD	6	14 X 3	356 X 76	
13147	SP14P	6	14 X 4	356 X 102	
13148	SP14PD	6	14 X 4	356 X 102	
15305	SP163P*	8	16 X 3	406 X 76	
15306	SP163PD*	8	16 X 3	406 X 76	
15307	SP164P*	8	16 X 4	406 X 102	
15308	SP164PD*	8	16 X 4	406 X 102	

High Carbon Steel Pool Trowels

- Highest grade hardened and tempered spring steel blade, properly shaped
- Short aluminum alloy Xtralite® mounting is lightweight but very strong
- Blade is flexible enough to conform to almost any radius
- Choice of resilient DuraSoft® handle or smooth, natural finish hardwood handle
- Sold 1 per inner pack/12 per outer pack, 6 per outer pack where noted with *



MADE IN
U.S.A

U.S. Patent No. 5,522,111

MARSHALLTOWN The Premier Line

EDI	Part#	Rivets	Size-in.	Size-mm	Handle
13164	SP83	3	8 X 3	203 X 76	
13166	SP83SD	3	8 X 3	203 X 76	
13110	SP10	3	10 X 3	254 X 76	
13109	SP10SD	3	10 X 3	254 X 76	
13167	SP12S3	3	12 X 3½	305 X 89	
13168	SP12SDS3	3	12 X 3½	305 X 89	
13112	SP12	5	12 X 3½	305 X 89	
13111	SP12SD	5	12 X 3½	305 X 89	
13169	SP14S5	5	14 X 4	356 X 102	
13174	SP14SDS5	5	14 X 4	356 X 89	
13114	SP14	6	14 X 4	356 X 102	
13113	SP14SD	6	14 X 4	356 X 102	
13135	SP14D	6	14 X 4	356 X 102	
13116	SP16*	8	16 X 4½	406 X 114	
13117	SP16SD*	8	16 X 4½	406 X 114	
13137	SP16D*	8	16 X 4½	406 X 114	
13118	SP815*	10	18 X 5	457 X 127	
13119	SP815SD*	10	18 X 5	457 X 127	
13175	SP164S12*	12	16 X 4	406 X 102	
13176	SP164SDS12*	12	16 X 4	406 X 102	
13138	SP164	12	16 X 4	406 X 102	
13120	SP205*	12	20 X 5	508 X 127	
13121	SP205SD*	12	20 X 5	508 X 127	
13925	SP22	14	22 X 4	559 X 102	
13927	SP22D	14	22 X 4	559 X 102	
13941	SP225	14	22 X 5	559 X 127	
13943	SP225D	14	22 X 5	559 X 127	
13929	SP24	14	24 X 4	610 X 102	
13931	SP24D	14	24 X 4	610 X 102	
13933	SP245	14	24 X 5	610 X 127	
13935	SP245D	14	24 X 5	610 X 127	

Blue Steel Pool Trowels

- Highest grade hardened and tempered and blued spring steel blade, properly shaped
- Short aluminum alloy Xtralite® mounting is lightweight but very strong
- Blade is flexible enough to conform to almost any radius
- Sold 1 per inner pack/12 per outer pack, 6 per outer pack where noted with *



MADE IN
U.S.A

U.S. Patent No. 5,522,111

MARSHALLTOWN The Premier Line

EDI	Part#	Rivets	Size-in.	Size-mm	Handle
15297	SP10B	3	10 X 3	254 X 76	
15298	SP10BD	3	10 X 3	254 X 76	
13909	SP123B	5	12 X 3	254 X 102	
13911	SP123BD	5	12 X 3	254 X 102	
13125	SP12B	5	12 X 3½	305 X 89	
13453	SP12BD	5	12 X 3½	305 X 89	
15293	SP143B	6	14 X 3	356 X 76	
15294	SP143BD	6	14 X 3	356 X 76	
13130	SP14B	6	14 X 4	356 X 102	
13454	SP14BD	6	14 X 4	356 X 102	
15295	SP163B*	8	16 X 3	406 X 76	
15296	SP163BD*	8	16 X 3	406 X 76	
13126	SP16B*	8	16 X 4½	406 X 114	
13455	SP16BD*	8	16 X 4½	406 X 114	
15533	SP164B	8	16 X 4	406 X 102	
15534	SP164BD	8	16 X 4	406 X 102	
13128	SP815B*	10	18 X 5	457 X 127	
13456	SP815BD*	10	18 X 5	457 X 127	
13132	SP205B*	12	20 X 5	508 X 127	
13131	SP205BD*	12	20 X 5	508 X 127	
13913	SP225B*	14	22 X 5	559 X 127	
13915	SP225BD*	14	22 X 5	559 X 127	
13917	SP245B*	14	24 X 5	610 X 127	
13919	SP245BD*	16	24 X 5	610 X 127	

Bright Stainless Steel Pool Trowels

- Highest grade hardened and tempered bright stainless steel blade, properly shaped and fastened with stainless steel rivets
- Short aluminum alloy Xtralite® mounting is lightweight but very strong
- Blade is flexible enough to bend to almost any radius
- Choice of resilient DuraSoft® handle or smooth, natural finish hardwood handle
- Sold 1 per inner pack/12 per outer pack, 6 per outer pack where noted with *



MADE IN
U.S.A.

U.S. Patent No. 5,522,111

MARSHALLTOWN The Premier Line

EDI	Part#	Rivets	Size-in.	Size-mm	Handle
15336	SP10SS	3	10 X 3	254 X 76	
15337	SP10SSD	3	10 X 3	254 X 76	
13921	SP12SS	5	12 X 3½	305 X 89	
13923	SP12SSD	5	12 X 3½	305 X 89	
15299	SP143SS	6	14 X 3	356 X 76	
15300	SP143SSD	6	14 X 3	356 X 76	
15338	SP14SS	6	14 X 4	356 X 102	
15339	SP14SSD	6	14 X 4	356 X 102	
15301	SP163SS	8	16 X 3	406 X 76	
15302	SP163SSD	8	16 X 3	406 X 76	
15340	SP164SS	8	16 X 4	406 X 102	
15341	SP164SSD	8	16 X 4	406 X 102	

Golden Stainless Steel Pool Trowels

- Highest grade hardened and tempered golden stainless steel blade, properly shaped and fastened with stainless steel rivets
- Short aluminum alloy Xtralite® mounting is lightweight but very strong
- Blade is flexible enough to bend to almost any radius
- Sold 1 per inner pack/12 per outer pack, 6 per outer pack where noted with *



MADE IN
U.S.A.

U.S. Patent No. 5,522,111

MARSHALLTOWN The Premier Line

EDI	Part#	Rivets	Size-in.	Size-mm	Handle
13149	SP10GS	3	10 X 3	254 X 76	
13150	SP10GSD	3	10 X 3	254 X 76	
13151	SP12GS	5	12 X 3½	305 X 89	
13152	SP12GSD	5	12 X 3½	305 X 89	
13122	SP14GS	6	14 X 4	356 X 102	
13123	SP14GSD	6	14 X 4	356 X 102	
15342	SP164GS	8	16 X 4	406 X 102	
15343	SP164GSD	8	16 X 4	406 X 102	
13124	SP16GS*	8	16 X 4½	406 X 114	
13457	SP16GSD*	8	16 X 4½	406 X 114	

Blue Steel Pool Trowels

- Short aluminum alloy mounting
- Blade is flexible enough to conform to almost any radius
- Comfort grip or hardwood handle
- Sold 4 per inner pack/12 per outer pack, 4 per outer pack where noted with *



MADE IN
U.S.A.


U.S. Patent No. 5,522,111

QLT[™] MARSHALLTOWN

EDI	Part#	Rivets	Size-in.	Size-mm	Handle
13115	PT144B	6	14 X 4	356 X 102	
13155	PT144BR	6	14 X 4	356 X 102	
13127	PT164B	8	16 X 4½	406 X 114	
11750	PT164BR	8	16 X 4½	406 X 114	
13129	PT185B*	10	18 X 5	457 X 127	
11751	PT185BR*	10	18 X 5	457 X 127	
13133	PT205B*	12	20 X 5	508 X 127	
11752	PT205BR*	12	20 X 5	508 X 127	

Finishing Trowel Handles

- Will fit all our **MARSHALLTOWN** finishing trowels
- 401 & 402 sold 1 per inner pack/12 per outer pack, 401D & 402D sold 6 per inner pack/6 per outer pack



MADE IN
U.S.A.

U.S. Patent No. 5,522,111

MARSHALLTOWN The Premier Line

EDI	Part#	Description	Dia.-in.	Dia.-mm
19114	401	Straight Wood	1½	41
19116	402	Curved Wood	1¼	39
19115	401D	Straight DuraSoft®	1½	41
19117	402D	Curved DuraSoft®	1¼	39

Tool Hooks

- Clean, easy way to carry your hand tool when not in use
- Small but sturdy cross section holds almost any tool
- Sold 12 per inner pack/12 per outer pack



MADE IN
U.S.A.

MARSHALLTOWN The Premier Line

EDI	Part#	Size-in.	Size-mm
14289	14289	N/A	N/A

Heavy Duty Zinc Hand Edgers

- Made from high quality, long wearing zinc
- Resilient DuraSoft® handle provides a soft feel, reduces fatigue, and offers excellent durability
- Smooth finish allows for easier clean-up
- Longer lasting and heavier than steel edgers
- 4002D sold 1 per inner pack/1 per outer pack, 4154D sold 6 per inner pack/6 per outer pack



MADE IN
U.S.A

MARSHALLTOWN The Premier Line

EDI	Part#	Size-in.	Size-mm	Radius	Lip
14002	4002D	9 X 4	229 X 102	1/4" (6mm)	5/8" (16mm)
14154	4154D	6 X 2 3/16	152 X 56	1/4" (6mm)	5/8" (16mm)

Bronze Hand Edgers

- Made from high quality, long wearing bronze
- Comfortable soft grip with finger guard
- Finely finished to make smooth clean edges
- Sold 1 per inner pack/12 per outer pack



QLT[®] BY MARSHALLTOWN

EDI	Part#	Size-in.	Size-mm	Radius	Lip
17588	7588	6 X 2 3/4	152 X 70	1/4" (6mm)	5/8" (16mm)
17589	7589	6 X 4	152 X 102	1/4" (6mm)	5/8" (16mm)
17590	7590	6 X 3	152 X 76	3/8" (10mm)	5/8" (16mm)
17591	7591	9 X 4	229 X 102	1/4" (6mm)	3/4" (19mm)

Bronze Chamfer Tube Edgers

- Made from high quality, long wearing bronze
- Comfortable soft grip with finger guard
- Has a 45° chamfer; 3/4" (19mm) lip
- Finely finished to make smooth clean edges
- Used to put a beveled edge on round supports
- Sold 1 per inner pack/12 per outer pack




QLT[®] BY MARSHALLTOWN

EDI	Part#	Tube Diam.-in.	Tube Diam.-mm
17594	7594	12	305
17595	7595	16	406
17596	7596	18	457
17597	7597	24	607
17598	7598	30	762
17599	7599	36	914
17600	7600	48	1219

Straight End Hand Edgers

- Available in carbon steel, stainless steel or blue steel with a sturdy mounting welded to the blade
- Resilient DuraSoft® handle provides a soft feel, reduces fatigue and offers excellent durability
- Used to produce a radius at the edge of a concrete slab to help prevent the edge from chipping
- Sold 6 per inner pack/6 per outer pack



MADE IN
U.S.A

MARSHALLTOWN The Premier Line

Carbon Steel

EDI	Part#	Size-in.	Size-mm	Radius	Lip
14142	36D	6 X 3	152 X 76	3/8" (10mm)	1/2" (13mm)
14152	120D	8 X 6	203 X 152	3/8" (10mm)	1/2" (13mm)

Stainless Steel

EDI	Part#	Size-in.	Size-mm	Radius	Lip
14226	160SSD	6 X 4	152 X 102	1/8" (3mm)	1/4" (6mm)
14221	164SSD	6 X 4 1/4	152 X 108	1/4" (6mm)	3/8" (10mm)
14227	165SSD	6 X 4 1/2	152 X 115	3/8" (10mm)	1/2" (13mm)
14229	166SSD	6 X 4 1/8	152 X 110	1/2" (13mm)	5/8" (16mm)
14228	161SSD	6 X 6	152 X 152	1/8" (3mm)	1/4" (6mm)
14186	162SSD	6 X 6	152 X 152	3/8" (10mm)	1/2" (13mm)
14188	163SSD	6 X 6	152 X 152	1/2" (13mm)	5/8" (16mm)
14284	184SSD	8 X 6	203 X 152	1/4" (6mm)	3/8" (10mm)
14286	185SSD	8 X 6	203 X 152	3/8" (10mm)	1/2" (13mm)
14288	188SSD	8 X 6	203 X 152	1/2" (13mm)	5/8" (16mm)
14290	190SSD	10 X 4	254 X 102	3/8" (10mm)	1/2" (13mm)
14292	192SSD	10 X 4	254 X 102	1/2" (13mm)	5/8" (16mm)
14294	194SSD	10 X 4	254 X 102	3/4" (19mm)	1" (25mm)
14296	196SSD	10 X 4	254 X 102	1" (25mm)	1 1/8" (29mm)

Blue Steel

EDI	Part#	Size-in.	Size-mm	Radius	Lip
14223	158BD	6 X 4	152 X 102	3/8" (10mm)	1/2" (13mm)
14225	159BD	6 X 4	152 X 102	1/2" (13mm)	5/8" (16mm)
14222	160BD	6 X 4	152 X 102	1/8" (3mm)	1/4" (6mm)
14224	161BD	6 X 6	152 X 152	1/8" (3mm)	1/4" (6mm)
14170	162BD	6 X 6	152 X 152	3/8" (10mm)	1/2" (13mm)
14172	163BD	6 X 6	152 X 152	1/2" (13mm)	5/8" (16mm)
14160	164BD	9 X 6	229 X 152	3/8" (10mm)	1/2" (13mm)
14161	166BD	9 X 6	229 X 152	1/2" (13mm)	5/8" (16mm)
14162	167BD	9 X 6	229 X 152	3/4" (19mm)	7/8" (22mm)

Narrow Stainless Steel Hand Edgers

- Blade is made of heavy gauge stainless steel
- Resilient DuraSoft® handle provides a soft feel, reduces fatigue and offers excellent durability
- Used to produce a radius at the edge of a concrete slab to help prevent the edge from chipping
- Narrow design allows for edging tight or curved areas
- Sold 1 per inner pack/6 per outer pack




MARSHALLTOWN The Premier Line

EDI	Part#	Size-in.	Size-mm	Radius	Lip
14489	489N	1 X 6	25 X 152	¼" (6mm)	¾" (10mm)
14490	490N	1 X 6	25 X 152	⅜" (10mm)	½" (13mm)
14491	491N	1 X 6	25 X 152	½" (13mm)	⅝" (16mm)
14508	508N	1 X 6	25 X 152	¾" (19mm)	⅞" (22mm)
14513	513N	2 X 6	51 X 152	⅜" (10mm)	½" (13mm)

Curved End Hand Edgers

- Available in carbon steel, stainless steel or blue steel with a sturdy mounting welded to the blade
- Both ends are curved up for use in either direction
- Resilient DuraSoft® handle provides a soft feel, reduces fatigue and offers excellent durability
- Used to produce a radius at the edge of a concrete slab to help prevent the edge from chipping
- Curved ends help prevent edger from digging into wet concrete
- Sold 6 per inner pack/6 per outer pack



MARSHALLTOWN The Premier Line

Carbon Steel

EDI	Part#	Size-in.	Size-mm	Radius	Lip
14146	136D	6 X 3	152 X 76	⅜" (10mm)	½" (13mm)
14156	156D	6 X 4	152 X 102	⅜" (10mm)	½" (13mm)
14149	138D	6 X 4	152 X 102	½" (13mm)	⅝" (16mm)

Stainless Steel


EDI	Part#	Size-in.	Size-mm	Radius	Lip
14190	136SSD	6 X 3	152 X 76	⅜" (10mm)	½" (13mm)
14192	121SSD	6 X 3	152 X 76	½" (13mm)	⅝" (16mm)
14180	155SSD	6 X 4	152 X 102	¼" (6mm)	⅜" (10mm)
14182	156SSD	6 X 4	152 X 102	⅜" (10mm)	½" (13mm)
14184	138SSD	6 X 4	152 X 102	½" (13mm)	⅝" (16mm)

Blue Steel

EDI	Part#	Size-in.	Size-mm	Radius	Lip
14174	136BD	6 X 3	152 X 76	⅜" (10mm)	½" (13mm)
14176	121BD	6 X 3	152 X 76	½" (13mm)	⅝" (16mm)
14164	155BD	6 X 4	152 X 102	¼" (6mm)	⅜" (10mm)
14166	156BD	6 X 4	152 X 102	⅜" (10mm)	½" (13mm)
14168	138BD	6 X 4	152 X 102	½" (13mm)	⅝" (16mm)

Curved/Straight End Steel Hand Edger

- Made from carbon steel, with a sturdy mounting welded to the blade
- Resilient DuraSoft® handle provides a soft feel, reduces fatigue and offers excellent durability
- Used to produce a radius at the edge of a concrete slab to help prevent the edge from chipping
- Sold 6 per inner pack/6 per outer pack



MARSHALLTOWN The Premier Line

EDI	Part#	Size-in.	Size-mm	Radius	Lip
14150	176D	6 X 3	152 X 76	⅜" (10mm)	½" (13mm)

Chamfer Stainless Steel Hand Edgers

- Blade is made of heavy gauge stainless steel
- "N" in part number indicates a narrow blade
- Resilient DuraSoft® handle provides a soft feel, reduces fatigue and offers excellent durability
- Used to produce a bevel at the edge of a concrete slab to help prevent the edge from chipping
- Sold 1 per inner pack/6 per outer pack



MARSHALLTOWN The Premier Line

EDI	Part#	Size-in.	Size-mm	Lip
14487	487NCH	1 X 6	25 X 152	½" (13mm)
14488	488NCH	1 X 6	25 X 152	¾" (19mm)
14479	479CH	6 X 6	152 X 152	½" (13mm)
14480	480CH	6 X 8	152 X 203	½" (13mm)
14481	481CH	6 X 10	152 X 254	½" (13mm)
14482	482CH	6 X 12	152 X 305	½" (13mm)
14483	483CH	6 X 6	152 X 152	¾" (19mm)
14484	484CH	6 X 8	152 X 203	¾" (19mm)
14485	485CH	6 X 10	152 X 254	¾" (19mm)
14486	486CH	6 X 12	152 X 305	¾" (19mm)

Big "I" Edgers

- Blade of heavy gauge stainless steel
- Heavy duty edgers fitted with a comfortable DuraSoft® float handle for easy handling and better control
- Sold 4 per inner pack/4 per outer pack



MADE IN
U.S.A.

MARSHALLTOWN The Premier Line

EDI	Part#	Size-in.	Size-mm	Radius	Lip
14200	130SSD	10 X 6	254 X 152	3/8" (10mm)	1/2" (13mm)
14202	132SSD	10 X 6	254 X 152	1/2" (13mm)	5/8" (16mm)
14204	134SSD	10 X 6	254 X 152	5/8" (16mm)	7/8" (22mm)
14206	135SSD	10 X 6	254 X 152	3/4" (19mm)	1" (25mm)

Curved End Steel Hand Edger

- Both ends are curved up for use in either direction
- Used to produce a radius at the edge of a concrete slab to help prevent the end from chipping
- Sold 6 per inner pack/36 per outer pack



QLT^{BY} MARSHALLTOWN

EDI	Part#	Size-in.	Size-mm	Radius	Lip
13824	CE384	6 X 3	152 X 76	3/8" (10mm)	1/2" (13mm)

Stainless Steel Hand Edgers

- Used to produce a radius at the edge of a concrete slab to help prevent the end from chipping
- Straight ends
- CE535S has curved ends*
- Sold 1 per inner pack/6 per outer pack



MADE IN
U.S.A.

QLT^{BY} MARSHALLTOWN

EDI	Part#	Size-in.	Size-mm	Radius	Lip
13880	CE500S	6 X 1 1/2	152 X 38	1/4" (6mm)	3/8" (10mm)
13882	CE501S	6 X 2	152 X 51	3/8" (10mm)	1/2" (13mm)
13884	CE502S	6 X 2 1/2	152 X 64	1/4" (6mm)	3/8" (10mm)
13886	CE503S	6 X 3	152 X 76	1/8" (3mm)	1/4" (6mm)
13888	CE504S	6 X 3	152 X 76	1/4" (6mm)	3/8" (10mm)
13950	CE535S*	6 X 3	152 X 76	1/4" (6mm)	3/8" (10mm)
13890	CE505S	6 X 3 1/2	152 X 89	3/8" (10mm)	1/2" (13mm)
13892	CE506S	6 X 4	152 X 102	1/8" (3mm)	1/4" (6mm)
13894	CE507S	6 X 4	152 X 102	1/4" (6mm)	3/8" (10mm)
13896	CE508S	6 X 4	152 X 102	3/8" (10mm)	1/2" (13mm)
13898	CE509S	6 X 4	152 X 102	1/2" (13mm)	5/8" (16mm)
13900	CE510S	6 X 4	152 X 102	3/4" (19mm)	7/8" (22mm)
13902	CE511S	6 X 6	152 X 152	1/8" (3mm)	1/4" (6mm)
13904	CE512S	6 X 6	152 X 152	1/4" (6mm)	3/8" (10mm)
13906	CE513S	6 X 6	152 X 152	3/8" (10mm)	1/2" (13mm)
13908	CE514S	6 X 6	152 X 152	1/2" (13mm)	5/8" (16mm)
13910	CE515S	6 X 6	152 X 152	3/4" (19mm)	7/8" (22mm)
13912	CE516S	8 X 4	203 X 102	1/8" (3mm)	1/4" (6mm)
13914	CE517S	8 X 4	203 X 102	1/4" (6mm)	3/8" (10mm)
13916	CE518S	8 X 4	203 X 102	3/8" (10mm)	1/2" (13mm)
13918	CE519S	8 X 4	203 X 102	1/2" (13mm)	5/8" (16mm)
13920	CE520S	8 X 4	203 X 102	3/4" (19mm)	7/8" (22mm)

QLT^{BY} MARSHALLTOWN

EDI	Part#	Size-in.	Size-mm	Radius	Lip
13922	CE521S	8 X 6	203 X 152	1/8" (3mm)	1/4" (6mm)
13924	CE522S	8 X 6	203 X 152	1/4" (6mm)	3/8" (10mm)
13926	CE523S	8 X 6	203 X 152	3/8" (10mm)	1/2" (13mm)
13928	CE524S	8 X 6	203 X 152	1/2" (13mm)	5/8" (16mm)
13930	CE525S	8 X 6	203 X 152	3/4" (19mm)	7/8" (22mm)
13932	CE526S	8 X 8	203 X 203	1/8" (3mm)	1/4" (6mm)
13934	CE527S	8 X 8	203 X 203	1/4" (6mm)	3/8" (10mm)
13936	CE528S	8 X 8	203 X 203	3/8" (10mm)	1/2" (13mm)
13938	CE529S	8 X 8	203 X 203	1/2" (13mm)	5/8" (16mm)
13940	CE530S	8 X 8	203 X 203	3/4" (19mm)	7/8" (22mm)
13963	CE564S	9 X 2 1/2	229 X 64	1/2" (13mm)	5/8" (16mm)
13965	CE565S	9 X 3	229 X 76	1/2" (13mm)	5/8" (16mm)
13967	CE566S	9 X 4	229 X 102	1/2" (13mm)	5/8" (16mm)
13969	CE567S	9 X 4	229 X 102	3/4" (19mm)	3/4" (19mm)
13975	CE570S	9 X 4	229 X 102	3/4" (19mm)	1" (25mm)
13971	CE568S	9 X 5	229 X 127	3/8" (10mm)	1/2" (13mm)
13973	CE569S	9 X 5	229 X 127	1/2" (13mm)	5/8" (16mm)
13942	CE531S	10 X 6	254 X 152	3/8" (10mm)	1/2" (13mm)
13944	CE532S	10 X 6	254 X 152	1/2" (13mm)	5/8" (16mm)
13946	CE533S	10 X 6	254 X 152	3/4" (19mm)	7/8" (22mm)
13948	CE534S	10 X 6	254 X 152	1" (25mm)	1 1/8" (29mm)

Stainless Steel Hand Edgers - Plastic Handle

- Black plastic handle does not slip or crack
- Used to produce a radius at the edge of a concrete slab to help prevent the edge from chipping
- **CE535SP** has curved ends*
- Sold 1 per inner pack/6 per outer pack



MADE IN
U.S.A.

QLT BY MARSHALLTOWN


EDI	Part#	Size-in.	Size-mm	Radius	Lip
10954	CE500SP	6 X 1½	152 X 38	¼" (6mm)	⅜" (10mm)
10955	CE501SP	6 X 2	152 X 51	⅜" (10mm)	½" (13mm)
10956	CE502SP	6 X 2½	152 X 64	¼" (6mm)	⅜" (10mm)
10957	CE503SP	6 X 3	152 X 76	⅛" (3mm)	¼" (6mm)
10958	CE504SP	6 X 3	152 X 76	¼" (6mm)	⅜" (10mm)
10989	CE535SP*	6 X 3	152 X 76	¼" (6mm)	⅜" (10mm)
10959	CE505SP	6 X 3½	152 X 89	⅜" (10mm)	½" (13mm)
10960	CE506SP	6 X 4	152 X 102	⅛" (3mm)	¼" (6mm)
10961	CE507SP	6 X 4	152 X 102	¼" (6mm)	⅜" (10mm)
10962	CE508SP	6 X 4	152 X 102	⅜" (10mm)	½" (13mm)
10963	CE509SP	6 X 4	152 X 102	½" (13mm)	⅝" (16mm)
10964	CE510SP	6 X 4	152 X 102	¾" (19mm)	⅞" (22mm)
10965	CE511SP	6 X 6	152 X 152	⅛" (3mm)	¼" (6mm)
10966	CE512SP	6 X 6	152 X 152	¼" (6mm)	⅜" (10mm)
10967	CE513SP	6 X 6	152 X 152	⅜" (10mm)	½" (13mm)
10968	CE514SP	6 X 6	152 X 152	½" (13mm)	⅝" (16mm)
10969	CE515SP	6 X 6	152 X 152	¾" (19mm)	⅞" (22mm)
10970	CE516SP	8 X 4	203 X 102	⅛" (3mm)	¼" (6mm)
10971	CE517SP	8 X 4	203 X 102	¼" (6mm)	⅜" (10mm)
10972	CE518SP	8 X 4	203 X 102	⅜" (10mm)	½" (13mm)
10973	CE519SP	8 X 4	203 X 102	½" (13mm)	⅝" (16mm)
10974	CE520SP	8 X 4	203 X 102	¾" (19mm)	⅞" (22mm)

QLT BY MARSHALLTOWN

EDI	Part#	Size-in.	Size-mm	Radius	Lip
10975	CE521SP	8 X 6	203 X 152	⅛" (3mm)	¼" (6mm)
10976	CE522SP	8 X 6	203 X 152	¼" (6mm)	⅜" (10mm)
10977	CE523SP	8 X 6	203 X 152	⅜" (10mm)	½" (13mm)
10978	CE524SP	8 X 6	203 X 152	½" (13mm)	⅝" (16mm)
10979	CE525SP	8 X 6	203 X 152	¾" (19mm)	⅞" (22mm)
10980	CE526SP	8 X 8	203 X 203	⅛" (3mm)	¼" (6mm)
10981	CE527SP	8 X 8	203 X 203	¼" (6mm)	⅜" (10mm)
10982	CE528SP	8 X 8	203 X 203	⅜" (10mm)	½" (13mm)
10983	CE529SP	8 X 8	203 X 203	½" (13mm)	⅝" (16mm)
10984	CE530SP	8 X 8	203 X 203	¾" (19mm)	⅞" (22mm)
10985	CE531SP	10 X 6	254 X 152	⅜" (10mm)	½" (13mm)
10986	CE532SP	10 X 6	254 X 152	½" (13mm)	⅝" (16mm)
10987	CE533SP	10 X 6	254 X 152	¾" (19mm)	⅞" (22mm)
10988	CE534SP	10 X 6	254 X 152	1" (25mm)	1⅛" (28mm)
10990	CE564SP	9 X 2½	229 X 64	½" (13mm)	⅝" (16mm)
10991	CE565SP	9 X 3	229 X 76	½" (13mm)	⅝" (16mm)
10992	CE566SP	9 X 4	229 X 102	½" (13mm)	⅝" (16mm)
10993	CE567SP	9 X 4	229 X 102	¾" (19mm)	⅞" (22mm)
10994	CE568SP	9 X 5	229 X 127	⅜" (10mm)	½" (13mm)
10995	CE569SP	9 X 5	229 X 127	½" (13mm)	⅝" (16mm)
10996	CE570SP	9 X 4	229 X 102	¾" (19mm)	1" (25mm)

Curved End Steel Hand Edger - Plastic Handle

- Black plastic handle does not slip or crack
- Both ends are curved up for use in either direction
- Sold 6 per inner pack/36 per outer pack



QLT BY MARSHALLTOWN

EDI	Part#	Size-in.	Size-mm	Radius	Lip
10929	CE384P	6 X 3	152 X 76	⅜" (10mm)	½" (13mm)
10989	CE535SP	6 X 3	152 X 76	¼" (6mm)	⅜" (10mm)

Blue Steel Hand Edgers

- High grade blue steel blade with sturdy steel mounting
- Straight ends
- Sold 1 per inner pack/12 per outer pack




QLT[®] BY MARSHALLTOWN

EDI	Part#	Size-in.	Size-mm	Radius	Lip
13960	CE550B	6 X 3	152 X 76	1/8" (3mm)	3/8" (10mm)
13962	CE551B	6 X 3	152 X 76	1/4" (6mm)	3/8" (10mm)
13964	CE552B	6 X 3	152 X 76	3/8" (10mm)	1/2" (13mm)
13966	CE553B	6 X 3	152 X 76	1/2" (13mm)	5/8" (16mm)
13951	CE540B	6 X 3	152 X 76	3/4" (19mm)	7/8" (22mm)
13968	CE554B	6 X 4	152 X 102	1/8" (3mm)	3/8" (10mm)
13970	CE555B	6 X 4	152 X 102	1/4" (6mm)	3/8" (10mm)
13972	CE556B	6 X 4	152 X 102	3/8" (10mm)	1/2" (13mm)
13974	CE557B	6 X 4	152 X 102	1/2" (13mm)	5/8" (16mm)
13952	CE541B	6 X 4	152 X 102	5/8" (16mm)	7/8" (22mm)
13976	CE558B	6 X 4	152 X 102	3/4" (19mm)	7/8" (22mm)
13953	CE542B	6 X 4	152 X 102	1" (25mm)	1 1/8" (29mm)
13978	CE559B	6 X 6	152 X 152	1/8" (3mm)	3/8" (10mm)
13980	CE560B	6 X 6	152 X 152	1/4" (6mm)	3/8" (10mm)
13982	CE561B	6 X 6	152 X 152	3/8" (10mm)	1/2" (13mm)
13984	CE562B	6 X 6	152 X 152	1/2" (13mm)	5/8" (16mm)
13954	CE543B	6 X 6	152 X 152	5/8" (16mm)	7/8" (22mm)
13986	CE563B	6 X 6	152 X 152	3/4" (19mm)	7/8" (22mm)
13955	CE544B	6 X 6	152 X 152	1" (25mm)	1 1/8" (29mm)
13956	CE545B	9 X 6	229 X 152	1/4" (6mm)	3/8" (10mm)
13957	CE546B	9 X 6	229 X 152	3/8" (10mm)	1/2" (13mm)
13958	CE547B	9 X 6	229 X 152	1/2" (13mm)	5/8" (16mm)
13961	CE548B	9 X 6	229 X 152	3/4" (19mm)	7/8" (22mm)

Curved End Steel Hand Edger

- Has a steel blade, steel mounting and wood handle
- Both ends are curved up for use in either direction
- Used to produce a radius at the edge of a concrete slab to help prevent the end from chipping
- Sold 12 per inner pack/60 per outer pack



QLT[®] BY MARSHALLTOWN

EDI	Part#	Size-in.	Size-mm	Radius	Lip
16492	92	6 X 2 3/4	152 X 70	3/8" (10mm)	1/2" (13mm)

Blue Steel Hand Edgers - Plastic handle

- Black plastic handle does not slip or crack
- Used to produce a radius at the edge of a concrete slab to help prevent the edge from chipping
- Sold 1 per inner pack/12 per outer pack



QLT[®] BY MARSHALLTOWN

EDI	Part#	Size-in.	Size-mm	Radius	Lip
10940	CE551BP	6 X 3	152 X 76	1/4" (6mm)	3/8" (10mm)
10941	CE552BP	6 X 3	152 X 76	3/8" (10mm)	1/2" (13mm)
10942	CE553BP	6 X 3	152 X 76	1/2" (13mm)	5/8" (16mm)
10930	CE540BP	6 X 3	152 X 76	3/4" (19mm)	7/8" (22mm)
10943	CE554BP	6 X 4	152 X 102	1/8" (3mm)	3/8" (10mm)
10944	CE555BP	6 X 4	152 X 102	1/4" (6mm)	3/8" (10mm)
10945	CE556BP	6 X 4	152 X 102	3/8" (10mm)	1/2" (13mm)
10931	CE541BP	6 X 4	152 X 102	5/8" (16mm)	7/8" (22mm)
10947	CE558BP	6 X 4	152 X 102	3/4" (19mm)	7/8" (22mm)
10948	CE559BP	6 X 6	152 X 152	1/8" (3mm)	3/8" (10mm)
10933	CE543BP	6 X 6	152 X 152	5/8" (16mm)	7/8" (22mm)
10934	CE544BP	6 X 6	152 X 152	1" (25mm)	1 1/8" (29mm)
10935	CE545BP	9 X 6	229 X 152	1/4" (6mm)	3/8" (10mm)
10936	CE546BP	9 X 6	229 X 152	3/8" (10mm)	1/2" (13mm)
10937	CE547BP	9 X 6	229 X 152	1/2" (13mm)	5/8" (16mm)
10938	CE548BP	9 X 6	229 X 152	3/4" (19mm)	7/8" (22mm)

Heavy Duty Zinc Walking Edgers

- Made from high quality, long wearing zinc
- Curved up at both ends for easy push/pull motion
- Longer lasting and heavier than steel edgers
- Helps eliminate bending when edging large areas of concrete
- Use with our 9 or 10 handle (sold separately) see page 88 for details
- Sold 1 per inner pack/1 per outer pack



MADE IN
U.S.A

MARSHALLTOWN The Premier Line

EDI	Part#	Size-in.	Size-mm	Radius	Lip
14012	4012	9 X 4	229 X 102	1/4" (6mm)	5/8" (16mm)
14101	4013	9 X 2 3/16	229 X 55	1/4" (6mm)	5/8" (16mm)

Bronze Walking Edgers

- Made from high quality, long wearing bronze
- Finely finished to make smooth clean edges
- Curved up at both ends for easy push/pull motion
- Longer lasting and heavier than steel edgers
- Helps eliminate bending when edging large areas of concrete
- Use with our 9 or 10 handle (sold separately) see page 88 for details
- Sold 1 per inner pack/12 per outer pack



QLT BY MARSHALLTOWN

EDI	Part#	Size-in.	Size-mm	Radius	Lip
17593	7593	6 X 4	152 X 102	¼" (6mm)	⅝" (16mm)
17592	7592	9 X 4	229 X 102	¼" (6mm)	¾" (19mm)

Combo Adjust Stainless Steel Walking Edgers

- Made of heavy 16 gauge stainless steel
- Abrasion tests show these edgers will wear twice as long as other stainless steel edgers
- Cast aluminum combo adjust bracket riveted to a welded steel plate
- Use with 4822 or A3001 brackets
- Sold 1 per inner pack/1 per outer pack




MADE IN U.S.A.

MARSHALLTOWN The Premier Line

EDI	Part#	Size-in.	Size-mm	Radius	Lip
13629	3629	8 X 4	203 X 102	⅜" (10mm)	½" (13mm)
13631	3631	10 X 6	254 X 152	⅜" (10mm)	½" (13mm)
13632	3632	10 X 6	254 X 152	½" (13mm)	⅝" (16mm)

Stainless Steel 2-Way Walking Edgers

- Made of heavy 16 gauge stainless steel
- Cast aluminum 2-way bracket riveted to a welded steel plate
- Use with our 9 or 10 handle (sold separately) see page 88 for details
- Sold 1 per inner pack/1 per outer pack



MADE IN U.S.A.

MARSHALLTOWN The Premier Line

EDI	Part#	Size-in.	Size-mm	Radius	Lip
13620	3620	8 X 4	203 X 102	½" (13mm)	⅝" (16mm)
13621	3621	8 X 6	203 X 152	⅜" (10mm)	½" (13mm)
13625	3625	10 X 6	254 X 152	⅜" (10mm)	½" (13mm)
13626	3626	10 X 6	254 X 152	½" (13mm)	⅝" (16mm)
13627	3627	10 X 10	254 X 254	½" (13mm)	⅝" (16mm)
13628	3628	10 X 10	254 X 254	⅛" (3mm)	½" (13mm)

All-Angle Stainless Steel Walking Edgers

- Made of heavy 16 gauge stainless steel
- Abrasion tests show these edgers will wear twice as long as other stainless steel edgers
- Cast aluminum all angle bracket riveted to a welded steel plate
- Use with our 9 or 10 handle (sold separately) see page 88 for details
- Sold 1 per inner pack/1 per outer pack




MADE IN U.S.A.

MARSHALLTOWN The Premier Line

EDI	Part#	Size-in.	Size-mm	Radius	Lip
13600	3600	8 X 4	203 X 102	¼" (6mm)	⅜" (10mm)
13601	3601	8 X 4	203 X 102	⅜" (10mm)	½" (13mm)
13602	3602	8 X 4	203 X 102	½" (13mm)	⅝" (16mm)
13603	3603	8 X 4	203 X 102	¾" (19mm)	⅞" (22mm)
13604	3604	8 X 6	203 X 152	¼" (6mm)	⅜" (10mm)
13605	3605	8 X 6	203 X 152	⅜" (10mm)	½" (13mm)
13606	3606	8 X 6	203 X 152	½" (13mm)	⅝" (16mm)
13607	3607	8 X 6	203 X 152	¾" (19mm)	⅞" (22mm)
13608	3608	8 X 8	203 X 203	¼" (6mm)	⅜" (10mm)
13609	3609	8 X 8	203 X 203	⅜" (10mm)	½" (13mm)
13610	3610	8 X 8	203 X 203	½" (13mm)	⅝" (16mm)
13611	3611	8 X 8	203 X 203	¾" (19mm)	⅞" (22mm)
13612	3612	10 X 6	254 X 152	⅜" (10mm)	½" (13mm)
13613	3613	10 X 6	254 X 152	⅜" (10mm)	¾" (19mm)
13614	3614	10 X 6	254 X 152	½" (13mm)	⅝" (16mm)
13615	3615	10 X 6	254 X 152	¾" (19mm)	⅞" (22mm)
13616	3616	10 X 10	254 X 254	⅛" (3mm)	¾" (19mm)
13617	3617	10 X 10	254 X 254	⅜" (10mm)	½" (13mm)
13618	3618	10 X 10	254 X 254	½" (13mm)	⅝" (16mm)
13619	3619	10 X 10	254 X 254	¾" (19mm)	⅞" (22mm)

Chamfer Stainless Steel Walking Edgers

- Made of heavy 16 gauge stainless steel
- Abrasion tests show these edgers will wear twice as long as other stainless steel edgers
- Used to produce a bevel at the edge of a concrete slab to help prevent the edge from chipping
- Cast aluminum 2-way bracket riveted to a welded steel plate
- Use with our 9 or 10 handle (sold separately) see page 88 for details
- Sold 1 per inner pack/1 per outer pack



MADE IN U.S.A.

MARSHALLTOWN The Premier Line

EDI	Part#	Size-in.	Size-mm	Radius	Lip
13622	3622	10 X 6	254 X 152	½" (13mm)	⅝" (16mm)
13623	3623	10 X 6	254 X 152	¾" (19mm)	½" (13mm)
13624	3624	10 X 6	254 X 152	1" (25mm)	½" (13mm)

Stainless Steel Safety Step Walking Edger/Groover

- Forms a 3/4" (19mm) radius and a 1/4" (6mm) groove in one pass
- Groove is 7" (178mm) from outside edge
- All-angle bracket included
- Use with our 9 or 10 handle (sold separately) see page 88 for details
- Sold 1 per inner pack/1 per outer pack




MADE IN
U.S.A

MARSHALLTOWN The Premier Line

EDI	Part#	Size-in.	Size-mm	Radius	Lip
13887	3887S	6 X 8	152 X 203	3/4" (19mm)	5/8" (16mm)

Walking Edgers

- Made of 16 gauge stainless steel or heavy gauge blue steel
- "B" after part number indicates a blue steel blade
- Slightly convex blade to prevent gouging
- Durable materials and construction mean these edgers will last
- All-angle swivel attachment included
- Helps eliminate bending when edging large areas of concrete
- Use with our 9 or 10 handle (sold separately) see page 88 for details
- Sold 1 per inner pack/1 per outer pack




MADE IN
U.S.A

MARSHALLTOWN The Premier Line

EDI	Part#	Size-in.	Size-mm	Radius	Lip
14112	122	9 X 4	229 X 102	3/8" (10mm)	1/2" (13mm)
14130	122B	9 X 4	229 X 102	3/8" (10mm)	1/2" (13mm)
14114	123	9 X 4	229 X 102	1/2" (13mm)	5/8" (16mm)
14132	123B	9 X 4	229 X 102	1/2" (13mm)	5/8" (16mm)
14134	126B	9 X 6	229 X 152	1/4" (6mm)	3/8" (10mm)
14116	124	9 X 6	229 X 152	3/8" (10mm)	1/2" (13mm)
14136	124B	9 X 6	229 X 152	3/8" (10mm)	1/2" (13mm)
14118	125	9 X 6	229 X 152	1/2" (13mm)	5/8" (16mm)

2-Way Walking Edgers

- Made of heavy 16 gauge stainless steel or heavy gauge blue steel
- Abrasion tests show these edgers will wear twice as long as other stainless steel edgers
- Slightly convex blade prevents gouging
- Two-way handle attachment included
- Helps eliminate bending when edging large areas of concrete
- Use with our 9 or 10 handle (sold separately) see page 88 for details
- Blue steel edgers sold 6 per inner pack/6 per outer pack
- Sold 1 per inner pack/1 per outer pack, 2 per inner pack/2 per outer pack where noted with *



MADE IN
U.S.A

MARSHALLTOWN The Premier Line Stainless Steel

EDI	Part#	Size-in.	Size-mm	Radius	Lip
14119	4119	10 X 10	254 X 254	1/2" (13mm)	5/8" (16mm)
14120	4120*	10 X 6	254 X 152	3/8" (10mm)	1/2" (13mm)
14121	4121*	8 X 4	203 X 102	3/8" (10mm)	1/2" (13mm)

Blue Steel

EDI	Part#	Size-in.	Size-mm	Radius	Lip
14129	4129	9 X 4	229 X 102	3/8" (10mm)	1/2" (13mm)
14131	4131	9 X 4	229 X 102	1/2" (13mm)	5/8" (16mm)
14133	4133	9 X 6	229 X 152	1/4" (6mm)	3/8" (10mm)
14135	4135	9 X 6	229 X 152	3/8" (10mm)	1/2" (13mm)
14137	4137	9 X 6	229 X 152	1/2" (13mm)	5/8" (16mm)
14139	4139	9 X 8	229 X 203	1/2" (13mm)	5/8" (16mm)
14140	4140	9 X 10	229 X 254	1/2" (13mm)	5/8" (16mm)

Blue Steel 2-Way Walking Edgers

- Made of heavy gauge blue steel
- Mounting allows for 180° swivel
- 2-way handle attachment included
- Use with our 9 or 10 handle (sold separately) see page 88 for details
- Sold 1 per inner pack/6 per outer pack




QLT BY MARSHALLTOWN

EDI	Part#	Size-in.	Size-mm.	Radius	Lip
13753	3753	9 X 4	229 X 102	¼" (6mm)	⅜" (10mm)
13759	3759	9 X 4	229 X 102	⅜" (10mm)	½" (13mm)
13765	3765	9 X 4	229 X 102	½" (13mm)	⅝" (16mm)
13772	3772	9 X 4	229 X 102	¾" (19mm)	⅞" (22mm)
13751	3751	9 X 6	229 X 152	⅛" (3mm)	¼" (6mm)
13754	3754	9 X 6	229 X 152	¼" (6mm)	⅜" (10mm)
13760	3760	9 X 6	229 X 152	⅜" (10mm)	½" (13mm)
13766	3766	9 X 6	229 X 152	½" (13mm)	⅝" (16mm)
13773	3773	9 X 6	229 X 152	¾" (19mm)	⅞" (22mm)
13752	3752	9 X 8	229 X 203	⅛" (3mm)	¼" (6mm)
13755	3755	9 X 8	229 X 203	¼" (6mm)	⅜" (10mm)
13761	3761	9 X 8	229 X 203	⅜" (10mm)	½" (13mm)
13767	3767	9 X 8	229 X 203	½" (13mm)	⅝" (16mm)
13774	3774	9 X 8	229 X 203	¾" (19mm)	⅞" (22mm)
13756	3756	9 X 10	229 X 254	¼" (6mm)	⅜" (10mm)
13762	3762	9 X 10	229 X 254	⅜" (10mm)	½" (13mm)
13768	3768	9 X 10	229 X 254	½" (13mm)	⅝" (16mm)
13775	3775	9 X 10	229 X 254	¾" (19mm)	⅞" (22mm)
13757	3757	9 X 12	229 X 305	¼" (6mm)	⅜" (10mm)
13763	3763	9 X 12	229 X 305	⅜" (10mm)	½" (13mm)
13769	3769	9 X 12	229 X 305	½" (13mm)	⅝" (16mm)
13771	3771	9 X 12	229 X 305	⅝" (16mm)	¾" (19mm)
13776	3776	9 X 12	229 X 305	¾" (19mm)	⅞" (22mm)
13758	3758	9 X 14	229 X 356	¼" (6mm)	⅜" (10mm)
13764	3764	9 X 14	229 X 356	⅜" (10mm)	½" (13mm)
13770	3770	9 X 14	229 X 356	½" (13mm)	⅝" (16mm)
13777	3777	9 X 14	229 X 356	¾" (19mm)	⅞" (22mm)

Curb/Nose & Cove/Base Tools

- Made of blue steel
- 4260D and 4262D are Curb/Nose tools
- 4260D-4266D are angled 104°, 4143D-4145D are angled 90°
- Sold 2 per inner pack/2 per outer pack, 6 per inner pack/6 per outer pack where noted with * , and 4 per inner pack/4 per outer pack where noted with **




MADE IN U.S.A.

MARSHALLTOWN The Premier Line

EDI	Part#	Size-in.	Size-mm.	Radius
14260	4260D	9 X 5 X 5	229 X 127 X 127	½" (13mm)
14262	4262D	9 X 5 X 5	229 X 127 X 127	¾" (19mm)
14264	4264D	9 X 9 X 4	229 X 229 X 102	½" (13mm)
14266	4266D	9 X 9 X 4	229 X 229 X 102	¾" (19mm)
14143	4143D*	6 X 4 X 3	152 X 102 X 76	1" (25mm)
14144	4144D*	6 X 6 X 3	152 X 152 X 76	1" (25mm)
14145	4145D**	6 X 8 X 3	152 X 203 X 76	1" (25mm)

Curb and Gutter Tools

- Made of heavy gauge stainless steel
- Resilient DuraSoft® handle provides a soft feel, reduces fatigue and offers excellent durability
- 104° blade angle
- All blades measure 6"(152mm) wide
- Sold 4 per inner pack/4 per outer pack



CONCRETE TOOLS

MADE IN U.S.A.

MARSHALLTOWN The Premier Line

Curb Hand Tools


EDI	Part#	Top X Face-in.	Top X Face-mm	Radius
15143	CT197SSD	5 X 3½	127 X 89	1½" (38 mm)
14270	4270D	5 X 3½	127 X 89	2" (51mm)
14272	4272D	5 X 3½	127 X 89	3" (76mm)
15140	CG514SSD	4 X 6	102 X 152	2" (51 mm)

Gutter Hand Tools

EDI	Part#	Face X Bottom-in.	Face X Bottom-mm	Radius
15144	GT198SSD	4½ X 6	114 X 152	1½" (38 mm)
14274	4274D	4½ X 6	114 X 152	2" (51mm)
14276	4276D	4½ X 6	114 X 152	3" (76mm)

Curb & Gutter Tools

- 6 in. (152mm) wide
- Made of heavy gauge stainless steel
- Resilient DuraSoft® handle provides a soft feel, reduces fatigue and offers excellent durability
- Ideal tool for finishing curbs and gutters
- Single piece design saves time and effort
- Walking versions use all-angle clevis bracket
- Sold 1 per inner pack/1 per outer pack



MADE IN
U.S.A

MARSHALLTOWN The Premier Line

Curb & Gutter Hand Tools

EDI	Part#	Top X Face X Bottom	Curb Radius	Gutter Radius
15137	CG511SSD	6 X 6 X 6" (152 X 152 X 152mm)	2" (51 mm)	3" (76 mm)
15138	CG512SSD	6 X 6 X 6" (152 X 152 X 152mm)	3" (76 mm)	2" (51 mm)
15139	CG513SSD	4 X 6 X 3" (102 X 152 X 76mm)	2" (51 mm)	90°
15141	CG650SSD	4 1/4 X 6 X 4" (108 X 152 X 102 mm)	1 1/2" (38 mm)	1 1/2" (38 mm)
15142	CG651SSD	4 X 8 X 2 3/4" (102 X 203 X 70mm)	3/4" (19 mm)	3/4" (19 mm)

Walking Curb & Gutter Tools

EDI	Part#	Top X Face X Bottom	Curb Radius	Gutter Radius
15152	CGW961SS	4 1/4 X 6 X 4" (108 X 152 X 102 mm)	1 1/2" (38 mm)	1 1/2" (38 mm)
15153	CGW962SS	6 X 6 X 4" (152 X 152 X 102 mm)	2" (51 mm)	3" (76 mm)

Driveway Approach Tools

- 6 in. (152mm) wide
- Made of heavy gauge stainless steel
- Resilient DuraSoft® handle provides a soft feel, reduces fatigue and offers excellent durability
- Ideal tool for finishing driveway approaches
- Single piece design saves time and effort
- Walking versions use all-angle clevis bracket
- Walking version not compatible with hand version
- Sold 1 per inner pack/1 per outer pack



MADE IN
U.S.A

MARSHALLTOWN The Premier Line

Driveway Approach Hand Tools


EDI	Part#	Top X Drop X Bottom	Radius
15145	DA097SSD	5 X 1 X 4" (127 X 25 X 102 mm)	3/4" (19 mm)
15146	DA098SSD	5 X 1 X 4" (127 X 25 X 102 mm)	1/2" (13 mm)
15147	DA099SSD	5 X 1 X 4" (127 X 25 X 102 mm)	1" (25mm)

Walking Driveway Approach Tools

EDI	Part#	Top X Drop X Bottom	Radius
15148	DAW360SS	6 X 1 X 4" (152 X 25 X 102 mm)	1/2" (13 mm)
15149	DAW361SS	6 X 1 X 6" (152 X 25 X 152 mm)	1/2" (13 mm)
15150	DAW362SS	6 X 1 X 4" (152 X 25 X 102 mm)	3/4" (19 mm)
15151	DAW363SS	6 X 1 X 6" (152 X 25 X 152 mm)	3/4" (19 mm)

Curb/Sidewalk Tools

- Made of stainless steel
- Resilient DuraSoft® handle provides a soft feel, reduces fatigue and offers excellent durability
- Blades measure 6 X 4" (152 X 102 mm) with a 1 1/2" (38mm) lip and 3/4" (19mm) radius.
- Sold 4 per inner pack/4 per outer pack




MADE IN
U.S.A

MARSHALLTOWN The Premier Line

EDI	Part#	Type
14268	4268D	Curb OS
14269	4269D	Sidewalk IS

Acrylic Step Tools


- Made of acrylic
- Resilient DuraSoft® handle provides a soft feel, reduces fatigue and offers excellent durability
- Helps prevent the concrete edge from chipping off.
- 90° blade angle
- Sold 4 per inner pack/4 per outer pack



MADE IN
U.S.A.

Stainless Steel Corner Trowels

- Sturdy steel mounting
- Resilient DuraSoft® handle provides a soft feel, reduces fatigue and offers excellent durability
- Used to form inside and outside corners
- Ideal for steps or anywhere requiring a square or rounded corner
- Sold 6 per inner pack/6 per outer pack.



MADE IN
U.S.A.

MARSHALLTOWN The Premier Line


EDI	Part#	Size-in.	Size-mm	Radius	Type
14261	4261D	5 5/8 X 5 1/4 X 2 3/4	143 X 133 X 70	1/2" (13mm)	Nose
14263	4263D	5 5/8 X 5 1/4 X 2 3/4	143 X 133 X 70	3/4" (19mm)	Nose
14265	4265D	5 5/8 X 5 X 5	143 X 127 X 127	1/2" (13mm)	Cove
14267	4267D	5 5/8 X 5 X 5	143 X 127 X 127	3/4" (19mm)	Cove

MARSHALLTOWN The Premier Line

EDI	Part#	Size-in.	Size-mm	Radius	Type
14122	65SSD	6 X 2 1/2	152 X 64	Sq.	Inside
14124	66SSD	6 X 2 1/2	152 X 64	1/2" (13 mm)	Inside
14126	67SSD	6 X 2 1/2	152 X 64	Sq.	Outside
14128	68SSD	6 X 2 1/2	152 X 64	1/2" (13 mm)	Outside

Stainless Steel Step Tools


- Made of heavy gauge stainless steel with sturdy steel mountings
- Resilient DuraSoft® handle provides a soft feel, reduces fatigue and offers excellent durability
- 1/2" (13mm) radius and 4" (102mm) lip
- Sold 4 per inner pack/4 per outer pack, sold as a set where noted with * (1 cove and 1 nose)



MADE IN
U.S.A.

Corner Trowels

- Steel blade and mounting
- Mortised wood handle
- Used to form inside and outside corners
- Sold 6 per inner pack/60 per outer pack



MADE IN
U.S.A.

MARSHALLTOWN The Premier Line


EDI	Part#	Size-in.	Size-mm	Angle	Type
14210	170SSD	8 X 4	203 X 102	90°	Cove
14218	177SSD	8 X 4	203 X 102	82°	Cove
14212	171SSD	8 X 4	203 X 102	90°	Nose
14220	178SSD	8 X 4	203 X 102	82°	Nose
14230	172SSD*	8 X 4	203 X 102	90°	Set
14232	179SSD*	8 X 4	203 X 102	82°	Set

QLT[™] MARSHALLTOWN

EDI	Part#	Size-in.	Size-mm	Type
16141	941	5 X 2 1/2 IS	127 X 64	Inside
16142	942	5 X 2 1/2 OS	127 X 64	Outside

Blue Steel Step Tools

- Made of blue steel
- Resilient DuraSoft® handle provides a soft feel, reduces fatigue and offers excellent durability
- 174BD and 186BD are cove tools, 175BD and 187BD are nose tools
- 90° blade angle
- Sold 4 per inner pack/4 per outer pack



MADE IN
U.S.A.

Stainless Steel Safety Step Edger/Groover

- 4280D is used to cut four grooves, 3/4" (19mm) apart and 1/4" (6mm) deep and an edge radius of 1/2" (13mm)
- Creates a safety tread effect on steps
- Forms a 1/2" (13mm) or 3/4" (19mm) radius and a 1/4" (6mm) groove in one pass
- Groove is 7" (178mm) from outside edge where marked with a *
- Sold 6 per inner pack/6 per outer pack



MADE IN
U.S.A.

MARSHALLTOWN The Premier Line

EDI	Part#	Size-in.	Size-mm	Radius
14214	174BD	6 X 6 X 6	152 X 152 X 152	1/2" (13mm)
14240	186BD	6 X 6 X 6	152 X 152 X 152	3/8" (10mm)
14216	175BD	6 X 6 X 3	152 X 152 X 76	1/2" (13mm)
14242	187BD	6 X 6 X 3	152 X 152 X 76	3/8" (10mm)

EDI	Part#	Size-in.	Size-mm	Radius	Lip
14280	4280D	6 X 5	152 X 127	1/2" (13mm)	5/8" (16mm)
13885	3885SD*	6 X 8	152 X 152	1/2" (12 mm)	5/8" (16mm)
14283	4283D*	6 X 8	152 X 152	3/4" (19 mm)	7/8" (22mm)
13881	3881SD*	6 X 10	152 X 254	3/4" (19 mm)	7/8" (22mm)
13883	3883SD*	6 X 12	152 X 305	3/4" (19 mm)	7/8" (22mm)

Stainless Steel Safety Step Groover

- Used to cut six grooves, 3/4" (19mm) apart, 3/16" (5mm) deep
- Creates a safety tread effect on steps
- Sold 6 per inner pack/6 per outer pack



MADE IN
U.S.A.

MARSHALLTOWN The Premier Line

EDI	Part#	Size-in.	Size-mm	Radius	Depth
14282	4282D	6 X 6	152 X 152	1/8" (3mm)	3/16" (5mm)

Wheel Chair Groovers

- Creates grooves 1/4" (6mm) wide, 1/4" (6mm) deep with 2 1/4" (57mm) spacing
- Intended for grooving safety ramps, etc.
- WCG093W comes with the all-angle adjustable bracket with a threaded handle socket
- Sold 1 per inner pack/1 per outer pack



MADE IN
U.S.A.

MARSHALLTOWN The Premier Line

EDI	Part#	Size-in.	Size-mm	Radius	Depth
13633	WCG093D	8 X 10	203 X 254	1/4" (6mm)	1/4" (6mm)
13634	WCG093W	8 X 10	203 X 254	1/4" (6mm)	1/4" (6mm)

Stainless Steel Hand Edgers w/Adjustable Groover

- Made of heavy 16 gauge stainless steel
- Blade size is 14 X 5" (356 X 127mm)
- Ideal for creating decorative borders in fresh concrete
- Designed to accept all fresno groover attachments, see page 67 for dimensions
- Bronze groover is adjustable and tightens with two thumbscrews
- Sold 1 per inner pack/1 per outer pack



MADE IN
U.S.A.

MARSHALLTOWN The Premier Line

EDI	Part#	Edger Radius	Bit Depth	Groover #
13485	3485D	3/8" (10mm)	1/4" (6mm)	7545
13486	3486D	1/2" (13mm)	1/4" (6mm)	7545
13487	3487D	3/4" (19mm)	1/4" (6mm)	7545
13488	3488D	3/8" (10mm)	1/2" (13mm)	7554
13489	3489D	1/2" (13mm)	1/2" (13mm)	7554
13490	3490D	3/4" (19mm)	1/2" (13mm)	7554
13491	3491D	3/8" (10mm)	3/4" (19mm)	7555
13492	3492D	1/2" (13mm)	3/4" (19mm)	7555
13493	3493D	3/4" (19mm)	3/4" (19mm)	7555
13494	3494D	3/8" (10mm)	1" (25mm)	7556
13495	3495D	1/2" (13mm)	1" (25mm)	7556
13496	3496D	3/4" (19mm)	1" (25mm)	7556

Stainless Steel Texas Groovers

- Edges angled up for use with guide, allowing for straighter grooves
- Resilient DuraSoft® handle provides a soft feel, reduces fatigue and offers excellent durability
- Used to cut grooves 1/4" (6mm) deep and 3/4" (19mm) wide
- TG640D, TWG640, TWG644 and TG644D meet Texas Accessibility specifications for detectable ramp warning
- All 6" groovers have 3 grooves, all 8" groovers have 4 grooves
- Sold 1 per inner pack/1 per outer pack



MADE IN
U.S.A.

MARSHALLTOWN The Premier Line

EDI	Part#	Size-in.	Size-mm	Centers
10642	TG642D	6 X 6	152 X 152	2" (51mm)
10640	TG640D	7 5/8" X 6	194 X 152	2 3/4" (70mm)
10646	TG646D	8 X 8	203 X 203	2" (51mm)
10644	TG644D	10 5/8" X 8	264 X 203	2 3/4" (70mm)

Walking Groovers

EDI	Part#	Size-in.	Size-mm	Centers
10643	TWG642	6 X 6	152 X 152	2" (51mm)
10641	TWG640	7 5/8" X 6	194 X 152	2 3/4" (70mm)
10647	TWG646	8 X 8	203 X 203	2" (51mm)
10645	TWG644	10 5/8" X 8	264 X 203	2 3/4" (70mm)

Stainless Steel Walking Edgers w/Adjustable Groover

- Made of heavy 16 gauge stainless steel
- Blade size is 14 X 5" (356 X 127mm)
- Ideal for creating decorative borders in fresh concrete
- Designed to accept all fresno groover attachments, see page 67 for dimensions
- Bronze groover is adjustable and tightens with two thumbscrews
- Use with our 9 or 10 handle (sold separately) see page 88 for details
- Sold 1 per inner pack/1 per outer pack



MADE IN
U.S.A.

MARSHALLTOWN The Premier Line

EDI	Part#	Edger Radius	Bit Depth	Groover #
13497	3485W	3/8" (10mm)	1/4" (6mm)	7545
13498	3486W	1/2" (13mm)	1/4" (6mm)	7545
13499	3487W	3/4" (19mm)	1/4" (6mm)	7545
13500	3488W	3/8" (10mm)	1/2" (13mm)	7554
13501	3489W	1/2" (13mm)	1/2" (13mm)	7554
13502	3490W	3/4" (19mm)	1/2" (13mm)	7554
13503	3491W	3/8" (10mm)	3/4" (19mm)	7555
13504	3492W	1/2" (13mm)	3/4" (19mm)	7555
13505	3493W	3/4" (19mm)	3/4" (19mm)	7555
13506	3494W	3/8" (10mm)	1" 25mm	7556
13507	3495W	1/2" (13mm)	1" (25mm)	7556
13508	3496W	3/4" (19mm)	1" (25mm)	7556

Heavy Duty Zinc Hand Groover

- Made from high quality, long wearing zinc
- Resilient DuraSoft® handle provides a soft feel, reduces fatigue and offers excellent durability
- Smooth finish allows for easier cleanup
- Finely finished to cut sharp clean grooves
- Sold 1 per inner pack/6 per outer pack, sold 12 per outer pack where noted with*



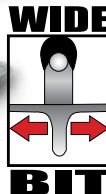
MADE IN
U.S.A

MARSHALLTOWN The Premier Line

EDI	Part#	Size-in.	Size-mm	Radius	Width	Depth
14105	833D	6 X 4 3/8	152 X 111	1/4" 6mm	3/8" (10mm)	1/2" (13mm)
14106	834D	6 X 4 3/8	152 X 111	1/4" 6mm	3/8" (10mm)	3/4" (19mm)
14107	835D	6 X 4 3/8	152 X 111	1/4" 6mm	3/8" (10mm)	1" (25mm)
14103	864D	6 X 4 3/8	152 X 111	5/16" 8mm	5/8" (16mm)	3/4" (19mm)
14104	865D*	6 X 4 3/8	152 X 111	1/8" 3mm	1/4" (6mm)	3/4" (19mm)
14109	866D*	6 X 4 3/8	152 X 111	1/8" 3mm	5/16" (8mm)	3/8" (10mm)
14110	867D*	6 X 4 3/8	152 X 111	3/16" 5mm	1/2" (13mm)	1 1/4" (32mm)
14111	868D*	6 X 4 3/8	152 X 111	1/8" 3mm	3/4" (19mm)	1 1/2" (38mm)

All Steel Groovers

- High-strength, hard alloyed steel for exceptional blade durability
- Edges are turned up for use with a straightedge guide
- Gusseted mounting post for added rigidity
- Wide Bit Groovers feature a one piece blade which produces a wider grooving bit
- Powder coated finish
- Reversible DuraSoft® handle can be positioned two ways (pictured at right)
- Sold 1 per inner pack/2 per outer pack



MADE IN
U.S.A

MARSHALLTOWN The Premier Line

EDI	Part#	Size-in.	Size-mm	Radius	Depth
14038	4038D	6 X 6	152 X 152	1/4" (6mm)	1/2" (13mm)
14039	4039D	6 X 6	152 X 152	1/2" (13mm)	1/2" (13mm)
14040	4040D	6 X 6	152 X 152	3/4" (19mm)	1/2" (13mm)
14041	4041D	6 X 6	152 X 152	1/4" (6mm)	3/4" (19mm)
14042	4042D	6 X 6	152 X 152	1/2" (13mm)	3/4" (19mm)
14043	4043D	6 X 6	152 X 152	3/4" (19mm)	3/4" (19mm)
14044	4044D	6 X 6	152 X 152	1/4" (6mm)	1" (25mm)
14045	4045D	6 X 6	152 X 152	1/2" (13mm)	1" (25mm)
14046	4046D	6 X 6	152 X 152	3/4" (19mm)	1" (25mm)

Wide Bit All Steel Groovers

EDI	Part#	Size-in.	Size-mm	Radius	Depth
13100	13100	6 X 6	152 X 152	1/4" (6mm)	1" (25mm)
13101	13101	6 X 6	152 X 152	1/2" (13mm)	1" (25mm)
13102	13102	6 X 6	152 X 152	3/4" (19mm)	1" (25mm)

Bronze Hand Groovers

- Made from high quality, long wearing bronze
- Comfortable soft grip or wood handle
- Finely finished to make smooth clean grooves
- "W" indicates a wood handle
- Sold 1 per inner pack/12 per outer pack



QLT-MARSHALLTOWN

EDI	Part#	Size-in.	Size-mm	Radius	Width	Depth
10424	7260W	5 1/2 X 3	140 X 76	1/4" (6mm)	5/16" (8mm)	3/8" (10mm)
10425	7301W	6 X 2	152 X 51	1/4" (6mm)	3/16" (5mm)	3/16" (5mm)
10423	7380W	6 1/2 X 3	165 X 76	1/8" (6mm)	3/8" (10mm)	3/4" (19mm)
10419	7303W	6 X 4 1/2	152 X 114	1/4" (6mm)	3/8" (10mm)	1/2" (13mm)
10422	7408W	6 X 4 1/2	152 X 114	1/4" (6mm)	5/8" (16mm)	5/8" (16mm)
10416	7304W	6 X 4 1/2	152 X 114	3/8" (10mm)	7/8" (22mm)	3/4" (19mm)
10418	7305W	6 X 4 1/2	152 X 114	1/4" (6mm)	3/8" (10mm)	3/4" (19mm)
10417	7314W	6 X 4 1/2	152 X 114	1/4" (6mm)	1/2" (13mm)	1" (25mm)
10426	7316W	6 X 4 1/2	152 X 114	1/2" (13mm)	1" (25mm)	1 1/4" (32mm)
10421	7315W	6 X 4 1/2	152 X 114	1/4" (6mm)	1/2" (13mm)	1 1/2" (38mm)
10428	7319W	6 X 6	152 X 152	3/8" (10mm)	5/8" (16mm)	3/4" (19mm)
10420	7317W	7 1/2 X 4 1/2	191 X 114	1/4" (6mm)	1/2" (13mm)	1 1/2" (38mm)
10427	7374W	8 X 4 1/2	203 X 152	1/4" (6mm)	1/2" (13mm)	1" (25mm)
10436	7260	5 1/2 X 3	140 X 76	1/4" (6mm)	5/16" (8mm)	3/8" (10mm)
10437	7301	6 X 2	152 X 51	1/4" (6mm)	3/16" (5mm)	3/16" (5mm)
10435	7380	6 1/2 X 3	165 X 76	1/8" (6mm)	3/8" (10mm)	3/4" (19mm)
10431	7303	6 X 4 1/2	152 X 114	1/4" (6mm)	3/8" (10mm)	1/2" (13mm)
10434	7408	6 X 4 1/2	152 X 114	1/4" (6mm)	5/8" (16mm)	5/8" (16mm)
17304	7304	6 X 4 1/2	152 X 114	3/8" (10mm)	7/8" (22mm)	3/4" (19mm)
10430	7305	6 X 4 1/2	152 X 114	1/4" (6mm)	3/8" (10mm)	3/4" (19mm)
10429	7314	6 X 4 1/2	191 X 114	1/4" (6mm)	1/2" (13mm)	1" (25mm)
10438	7316	6 X 4 1/2	152 X 114	1/2" (13mm)	1" (25mm)	1 1/4" (32mm)
10433	7315	6 X 4 1/2	152 X 114	1/4" (6mm)	1/2" (13mm)	1 1/2" (29mm)
10440	7319	6 X 6	152 X 152	3/8" (10mm)	5/8" (16mm)	3/4" (19mm)
10432	7317	7 1/2 X 4 1/2	191 X 114	1/4" (6mm)	1/2" (13mm)	1 1/2" (38mm)
10439	7374	8 X 4 1/2	203 X 152	1/4" (6mm)	1/2" (13mm)	1" (25mm)

Control Joint Hand Groover

- Lightweight aluminum construction
- Perfect for cutting long straight joints with ease
- Ideal for use in decorative concrete
- Sold 2 per inner pack/2 per outer pack
- Available in inner pack quantities only



Control Joint
Walking Groovers
see page 65

MADE IN
U.S.A

MARSHALLTOWN The Premier Line

EDI	Part#	Size-in.	Size-mm	Radius	Depth
15549	15549	12	305	1/4" (6mm)	1 1/2" (13mm)

Stainless Steel Rocker Groover



- Groover blade has a slight bow which gives this tool a "rocker" effect
- Made of heavy gauge stainless steel and strengthened by a stiffening strip
- Powder coat finish
- Sold 6 per inner pack/6 per outer pack
- Available in inner pack quantities only

MADE IN
U.S.A

MARSHALLTOWN The Premier Line

EDI	Part#	Size-in.	Size-mm	Radius	Depth
11790	1790D	6 X 3½	150 X 90	¼" (6mm)	½" (13mm)

Steel Hand Groover



- Black plastic handle does not slip or crack
- Properly shaped bit and leading edge cut a sharp groove and finishes clean
- Sold 6 per inner pack/36 per outer pack

QLT-MARSHALLTOWN

EDI	Part#	Size-in.	Size-mm	Radius	Width	Depth
10953	CG396P	6 X 3	152 X 76	¼" (6mm)	½" (13mm)	½" (13mm)

Stainless Steel Western Groover



- Stainless steel blade measures 2" (51mm) wide and 3" (76mm) long
- Cuts ⅜ X ⅜" (4.8 X 4.8mm) groove
- Sold 1 per inner pack/4 per outer pack

MADE IN
U.S.A

MARSHALLTOWN The Premier Line

EDI	Part#	Size-in.	Size-mm	Width	Depth
14113	4113D	2 X 3	51 X 76	⅜" (4.8mm)	⅜" (4.8mm)

Steel Hand Groover



- Sturdy steel mounting and blade
- Properly shaped bit and leading edge cut a sharp groove and finishes clean
- Sold 6 per inner pack/36 per outer pack

QLT-MARSHALLTOWN

EDI	Part#	Size-in.	Size-mm	Radius	Width	Depth
16491	91	6 X 2¾	152 X 70	¼" (6mm)	½" (13mm)	½" (13mm)

Stainless Steel Hand Groover



- Blade made of stainless steel with sturdy steel mounting
- Properly shaped bit and leading edge cut a sharp groove
- Sold 6 per inner pack/6 per outer pack

MADE IN
U.S.A

MARSHALLTOWN The Premier Line

EDI	Part#	Size-in.	Size-mm	Radius	Width	Depth
14102	180D	6 X 3	152 X 76	¼" (6mm)	½" (13mm)	½" (13mm)

Edger/Groover Handle



- Made of smooth hardwood
- This straight handle easily attaches to the mounting on most **MARSHALLTOWN** edgers and groovers
- Sold 1 per inner pack/12 per outer pack

MARSHALLTOWN The Premier Line

EDI	Part#	Diameter-in.	Diameter-mm
19118	403	1⅝	35

Steel Hand Groover



- Sturdy steel mounting and blade
- Properly shaped bit and leading edge cut a sharp groove and finishes clean
- Sold 6 per inner pack/36 per outer pack

QLT-MARSHALLTOWN

EDI	Part#	Size-in.	Size-mm	Radius	Width	Depth
13836	CG396	6 X 3	152 X 76	¼" (6mm)	½" (13mm)	½" (13mm)

Zinc Double End Walking Groovers



- Made from high quality, long wearing zinc
- Has the weight and finish to cut quickly and cleanly
- Double end bit permits use in either direction
- Helps eliminate bending when working large areas
- Use with our 9 or 10 handle (sold separately) see page 88 for details
- Sold 1 per inner pack/12 per outer pack


MADE IN
U.S.A

MARSHALLTOWN The Premier Line

EDI	Part#	Size-in.	Size-mm	Radius	Width	Depth
14108	836	8 X 4¾	203 X 111	¼" (6mm)	⅝" (10mm)	1" (25mm)
14100	869	8 X 4¾	203 X 111	¼" (6mm)	½" (13mm)	1" (25mm)

Bronze Walking Groovers

- Made from high quality, long wearing bronze
- Finely finished to make smooth clean grooves
- **8275** has a double ended bit (pictured above) *
- Helps eliminate bending when working large areas
- Use with our 9 or 10 handle (sold separately) see page 88 for details
- Sold 1 per inner pack/12 per outer pack




QLT BY MARSHALLTOWN

EDI	Part#	Size-in.	Size-mm	Radius	Width	Depth
10443	8303	6 X 4½	152 X 114	¼" (6mm)	⅝" (10mm)	½" (13mm)
10445	8308	6 X 4½	152 X 114	¼" (6mm)	⅝" (16mm)	⅝" (16mm)
18304	8304	6 X 4½	152 X 114	⅜" (10mm)	⅞" (16mm)	¾" (19mm)
10442	8305	6 X 4½	152 X 114	¼" (6mm)	⅝" (10mm)	¾" (19mm)
10441	8314	6 X 4½	152 X 114	¼" (6mm)	½" (13mm)	1" (25mm)
10446	8316	6 X 4½	152 X 114	½" (13mm)	1" (25mm)	1¼" (32mm)
10444	8317	7½ X 4½	191 X 114	¼" (6mm)	½" (13mm)	1½" (38mm)
10449	8374	8 X 4½	203 X 114	¼" (6mm)	½" (13mm)	1" (25mm)
10451	8277	8 X 8	203 X 203	⅛" (6mm)	¼" (6mm)	¾" (19mm)
10450	8276	8 X 8	203 X 203	¼" (6mm)	⅝" (10mm)	¾" (19mm)
10447	8278	8 X 8	203 X 203	¼" (6mm)	⅝" (10mm)	1" (25mm)
10448	8279	8 X 8	203 X 203	¼" (6mm)	⅝" (16mm)	1½" (38mm)
10452	8275*	8 X 4½	203 X 203	¼" (6mm)	½" (13mm)	1" (25mm)

All-Angle Stainless Steel Walking Groovers

- Stainless steel blade
- Properly shaped bit and leading edge to cut sharp groove
- Great for working in tight spaces
- Use with our 9 or 10 handle (sold separately) see page 88 for details
- **180W** sold 1 per inner pack/2 per outer pack, **180A** sold 2 per inner pack/2 per outer pack




MADE IN U.S.A

MARSHALLTOWN The Premier Line

EDI	Part#	Size-in.	Size-mm	Radius	Width	Depth
14155	180A	6 X 3	152 X 76	¼" (6mm)	½" (13mm)	½" (13mm)
14117	180W	6 X 3	152 X 76	¼" (6mm)	½" (13mm)	½" (13mm)

Chicago Groovers

- Heavy gauge stainless steel construction with welded capped ends
- Walking version comes with removable bull float bracket that can be replaced with other brackets such as the Rock-It™ or RL6 (sold separately)
- Hand groovers features a DuraSoft® handle for increased grip and less fatigue
- Sold 1 per inner pack/1 per outer pack



MADE IN U.S.A

MARSHALLTOWN The Premier Line

Chicago Hand Groovers


EDI	Part#	Size-in.	Size-mm	Radius	Depth
11581	CG81814D	8 X 8	203 X 203	⅛" (3mm)	¼" (6mm)
11582	CG81412D	8 X 8	203 X 203	¼" (6mm)	½" (13mm)
11583	CG83812D	8 X 8	203 X 203	⅜" (10mm)	½" (13mm)
11584	CG81234D	8 X 8	203 X 203	½" (13mm)	¾" (19mm)
11585	CG83478D	8 X 8	203 X 203	¾" (19mm)	⅞" (22mm)
11590	CG101814D	10 X 10	254 X 254	⅛" (3mm)	¼" (6mm)
11591	CG101412D	10 X 10	254 X 254	¼" (6mm)	½" (13mm)
11592	CG103812D	10 X 10	254 X 254	⅜" (10mm)	½" (13mm)
11593	CG101234D	10 X 10	254 X 254	½" (13mm)	¾" (19mm)
11594	CG103478D	10 X 10	254 X 254	¾" (19mm)	⅞" (22mm)

Chicago Walking Groovers

EDI	Part#	Size-in.	Size-mm	Radius	Depth
11586	CG81412W	8 X 8	203 X 203	¼" (6mm)	½" (13mm)
11587	CG83812W	8 X 8	203 X 203	⅜" (10mm)	½" (13mm)
11588	CG81234W	8 X 8	203 X 203	½" (13mm)	¾" (19mm)
11589	CG83478W	8 X 8	203 X 203	¾" (19mm)	⅞" (22mm)
11595	CG101412W	10 X 10	254 X 254	¼" (6mm)	½" (13mm)
11596	CG103812W	10 X 10	254 X 254	⅜" (10mm)	½" (13mm)
11597	CG101234W	10 X 10	254 X 254	½" (13mm)	¾" (19mm)
11598	CG103478W	10 X 10	254 X 254	¾" (19mm)	⅞" (22mm)

Control Joint Walking Groover

- Lightweight aluminum construction
- Perfect for cutting long straight joints with ease
- Ideal for use in decorative concrete
- Red tipped sight allows for more accurate grooving
- Use with our 9 or 10 handle (sold separately) see page 88 for details
- Sold 2 per inner pack/2 per outer pack



Control Joint Hand Groovers see page 63


MADE IN U.S.A

MARSHALLTOWN The Premier Line

EDI	Part#	Size-in.	Size-mm	Radius	Depth
15551	15551	24	610	¼" (6mm)	1½" (48mm)
15553	15553	36	914	¼" (6mm)	1½" (48mm)
15555	15555	48	1245	¼" (6mm)	1½" (48mm)
15557	15557	60	1524	¼" (6mm)	1½" (48mm)
15559	15559	72	1829	¼" (6mm)	1½" (48mm)

Cast Aluminum Groovers

- Made from hard aluminum
- Oversized wrap-around bit serves as a sight for making straight grooves
- Round ends help eliminate finishing marks
- Smooth surfaces for easy clean up
- 4098 comes with clevis bracket*
- 4099 comes with RL6 RotaLeveler®**
- Sold 1 per inner pack/1 per outer pack



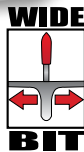
MADE IN
U.S.A

MARSHALLTOWN The Premier Line

EDI	Part#	Size-in.	Size-mm	Radius	Width	Depth
14097	4097	24 X 8 3/4"	610 X 222	1/4" (6mm)	1/2" (13mm)	1 1/4" (32mm)
14098	4098*	24 X 8 3/4"	610 X 222	1/4" (6mm)	1/2" (13mm)	1 1/4" (32mm)
14099	4099**	24 X 8 3/4"	610 X 222	1/4" (6mm)	1/2" (13mm)	1 1/4" (32mm)

All Steel Stealth Groovers

- Cuts grooves into and away from corners and other tight areas
- High strength, hard alloyed steel for exceptional durability
- Powder coat finish
- Large, easy to see sight for straight grooves
- Sold 1 per inner pack/1 per outer pack



MADE IN
U.S.A

MARSHALLTOWN The Premier Line

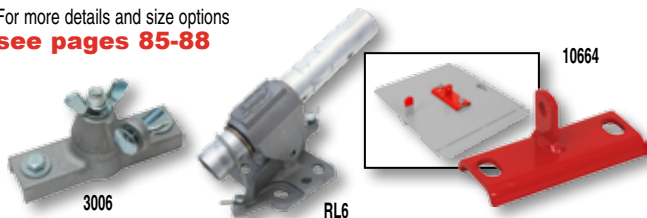
EDI	Part#	Size-in.	Size-mm	Radius	Depth
16957	SG14090	8 X 10	203 X 254	1/2" (13mm)	1" (25mm)
16959	SG14088	8 X 10	203 X 254	3/4" (19mm)	3/4" (19mm)
16960	SG14091	8 X 10	203 X 254	3/4" (19mm)	1" (25mm)

Wide Bit All Steel Walking Groovers

EDI	Part#	Size-in.	Size-mm	Radius	Depth
16958	SG13072	8 X 10	203 X 254	1/2" (13mm)	1" (25mm)
16961	SG13073	8 X 10	203 X 254	3/4" (19mm)	1" (25mm)


Bull Float Brackets & 2-Post Clevis Brackets

- For more details and size options see pages 85-88



All Steel Walking Groovers

- High strength, hard alloyed steel for exceptional durability
- 8 X 10" (203 X 254mm) features a clevis attachment; 12 X 14" (305 X 356mm) has a dual post attachment
- Wide Bit Groovers feature a one piece blade which produces a wider grooving bit
- Powder coat finish
- Large easy to see sight for straight grooves
- Sold 1 per inner pack/1 per outer pack



MADE IN
U.S.A

MARSHALLTOWN The Premier Line


EDI	Part#	Size-in.	Size-mm	Radius	Depth
14047	14047	8 X 10	203 X 254	1/4" (6mm)	1/2" (13mm)
14048	14048	8 X 10	203 X 254	1/2" (13mm)	1/2" (13mm)
14049	14049	8 X 10	203 X 254	3/4" (19mm)	1/2" (13mm)
14055	14055	8 X 10	203 X 254	1/4" (6mm)	3/4" (19mm)
14082	14082	8 X 10	203 X 254	1/2" (13mm)	3/4" (19mm)
14088	14088	8 X 10	203 X 254	3/4" (19mm)	3/4" (19mm)
14089	14089	8 X 10	203 X 254	1/4" (6mm)	1" (25mm)
14090	14090	8 X 10	203 X 254	1/2" (13mm)	1" (25mm)
14091	14091	8 X 10	203 X 254	3/4" (19mm)	1" (25mm)
14092	14092	12 X 14	305 X 356	1/4" (6mm)	1/2" (13mm)
14093	14093	12 X 14	305 X 356	1/2" (13mm)	1/2" (13mm)
14094	14094	12 X 14	305 X 356	3/4" (19mm)	1/2" (13mm)
14095	14095	12 X 14	305 X 356	1/4" (6mm)	3/4" (19mm)
14096	14096	12 X 14	305 X 356	1/2" (13mm)	3/4" (19mm)
14141	14141	12 X 14	305 X 356	3/4" (19mm)	3/4" (19mm)
14148	14148	12 X 14	305 X 356	1/4" (6mm)	1" (25mm)
14151	14151	12 X 14	305 X 356	1/2" (13mm)	1" (25mm)
14153	14153	12 X 14	305 X 356	3/4" (19mm)	1" (25mm)

Wide Bit All Steel Walking Groovers

EDI	Part#	Size-in.	Size-mm	Radius	Depth
13071	13071	8 X 10	203 X 254	1/4" (6mm)	1" (25mm)
13072	13072	8 X 10	203 X 254	1/2" (13mm)	1" (25mm)
13073	13073	8 X 10	203 X 254	3/4" (19mm)	1" (25mm)
13074	13074	12 X 14	305 X 356	1/4" (6mm)	1" (25mm)
13075	13075	12 X 14	305 X 356	1/2" (13mm)	1" (25mm)
13076	13076	12 X 14	305 X 356	3/4" (19mm)	1" (25mm)

Bull Float Groover Attachments

- Made from durable hardened aluminum
- Two thumbscrews are used to tighten the attachment to the bull float
- Slide easily over any 8" (203mm) magnesium bull float to give the ability to form grooves or expansion joints
- Sold 1 per inner pack/1 per outer pack



MADE IN
U.S.A.

MARSHALLTOWN The Premier Line

EDI	Part#	Radius	Width	Depth
14710	4710	¼" (6mm)	¾" (19mm)	¾" (19mm)
14712	4712	¼" (6mm)	¾" (19mm)	1" (25mm)
14714	4714	¼" (6mm)	¾" (19mm)	1½" (38mm)

Bronze Bull Float Groover Attachments

- Made from high quality, long wearing bronze
- Finely finished to make smooth clean grooves
- Two thumbscrews are used to tighten the attachment to the bull float
- Slide easily over any magnesium bull float to give the ability to form grooves or expansion joints
- Sold 1 per inner pack/12 per outer pack




QLT-MARSHALLTOWN

EDI	Part#	Radius	Width	Depth
17550	7550	¼" (6mm)	¾" (10mm)	¾" (19mm)
17551	7551	¼" (6mm)	¾" (10mm)	1" (25mm)
17552	7552	¼" (6mm)	¾" (10mm)	1½" (38mm)
17553	7553	¼" (6mm)	¾" (10mm)	2" (51mm)
17546	7546	¼" (6mm)	7/16" (11mm)	1½" (38mm)
17547	7547	¼" (6mm)	9/16" (14mm)	2" (51mm)

Fresno Groover Attachments

- Made from durable hardened aluminum
- Thumbscrews tighten groover attachment to the trowel blade
- Designed to slip easily over a fresno
- Gives the user a tool similar to a walking groover
- Sold 2 per inner pack/2 per outer pack




MADE IN
U.S.A.

MARSHALLTOWN The Premier Line

EDI	Part#	Radius	Width	Depth
13740	3740	¼" (6mm)	13/16" (21mm)	¾" (19mm)
13742	3742	¼" (6mm)	13/16" (21mm)	1" (25mm)

Bronze Fresno Groover Attachments

- Made from high quality, long wearing bronze
- Finely finished to make smooth clean grooves
- Two thumbscrews are used to tighten the attachment to the fresno
- Slide easily over any fresno to give the ability to form grooves or expansion joints
- Sold 1 per inner pack/12 per outer pack



QLT-MARSHALLTOWN

EDI	Part#	Radius	Width	Depth
17545	7545	¼" (6mm)	¾" (10mm)	¼" (6mm)
17554	7554	¼" (6mm)	¾" (10mm)	½" (13mm)
17555	7555	¼" (6mm)	¾" (10mm)	¾" (19mm)
17556	7556	¼" (6mm)	¾" (10mm)	1" (25mm)

Bull Floats

- For more details and size options see pages 75-78



Fresnos

- For more details and size options see pages 79-82



"Broken-In" Magnesium Hand Floats

- Pre-shaped across length and width of blade
- Front and back of blade won't dig in, while sides glide over surface
- Extruded from very hard, durable, lightweight magnesium
- Assists the user in preparing the surface for troweling
- Recommended for use with air entrained concrete
- Magnesium floats produce a smoother finish than wood
- DuraSoft® handle provides a soft feel, reduces fatigue and offers excellent durability
- Sold 6 per inner pack/6 per outer pack



MADE IN
U.S.A.

MARSHALLTOWN The Premier Line

EDI	Part#	Size-in.	Size-mm	Handle
14618	BI142D	12 X 3½"	305 X 79	
14617	BI145D	16 X 3½"	406 X 79	
14619	BI146D	20 X 3½"	508 X 79	
14217	BI153D	24 X 3½"	610 X 79	

"The Hog" Magnesium Hand Floats

- Extruded from very hard, durable, lightweight magnesium
- Wide blade covers more surface area and wears longer
- Handle is secured with torque pad screws that will not back out
- Recommended for use with air entrained concrete
- Comfortable handle is positioned to give the tool perfect balance
- Sold 6 per inner pack/6 per outer pack



MARSHALLTOWN The Premier Line

EDI	Part#	Size-in.	Size-mm	Handle
14634	734D	12 X 3/4	305 X 95	
14635	734	12 X 3/4	305 X 95	
14515	734RW	12 X 3/4	305 X 95	
14231	734LRW	12 X 3/4	305 X 95	
14179	734RD	12 X 3/4	305 X 95	
14636	736D	14 X 3/4	356 X 95	
14637	736	14 X 3/4	356 X 95	
14517	736RW	14 X 3/4	356 X 95	
14233	736LRW	14 X 3/4	356 X 95	
14181	736RD	14 X 3/4	356 X 95	
14638	738D	16 X 3/4	406 X 95	
14639	738	16 X 3/4	406 X 95	
14519	738RW	16 X 3/4	406 X 95	
14234	738LRW	16 X 3/4	406 X 95	
14183	738RD	16 X 3/4	406 X 95	
14640	740D	20 X 3/4	508 X 95	
14641	740	20 X 3/4	508 X 95	
14555	740RW	20 X 3/4	508 X 95	
14235	740LRW	20 X 3/4	508 X 95	
14185	740RD	20 X 3/4	508 X 95	
14642	742D	24 X 3/4	610 X 95	
14643	742	24 X 3/4	610 X 95	
14559	742RW	24 X 3/4	610 X 95	
14236	742LRW	24 X 3/4	610 X 95	
14187	742RD	24 X 3/4	610 X 95	

Beveled Cast Magnesium Hand Floats

- Cast from the finest magnesium
- Designed with just the right broken-in shape
- Cast construction allows more knuckle clearance
- Placement of the handle gives the float perfect balance
- Sold 6 per inner pack/6 per outer pack



MARSHALLTOWN The Premier Line

EDI	Part#	Size-in.	Size-mm	Handle
10926	06150LRW	16 X 3/2	406 X 89	
10927	06150D	16 X 3/2	406 X 89	
10928	06150RD	16 X 3/2	406 X 89	

Cast Magnesium Hand Floats

- Cast from the finest magnesium
- Designed with just the right broken-in shape
- Cast construction allows more knuckle clearance
- Placement of the handle gives the float perfect balance
- Sold 6 per inner pack/6 per outer pack



MARSHALLTOWN The Premier Line

EDI	Part#	Size-in.	Size-mm	Handle
14607	148	16 X 3/8	406 X 79	
14613	148D	16 X 3/8	406 X 79	
14628	148RW	16 X 3/8	406 X 79	
14244	148LRW	16 X 3/8	406 X 79	
14195	148RD	16 X 3/8	406 X 79	

Beveled End Magnesium Hand Floats

- Extruded from very hard, durable, lightweight magnesium
- Our most popular float design
- Comfortable handle is positioned to give the tool perfect balance
- Recommended for use with air entrained concrete
- Magnesium floats produce a smoother finish than wood
- Sold 6 per inner pack/6 per outer pack




MARSHALLTOWN The Premier Line

EDI	Part#	Size-in.	Size-mm	Handle
14606	142	12 X 3/8	305 X 79	
14609	142D	12 X 3/8	305 X 79	
14622	142RW	12 X 3/8	305 X 79	
14237	142LRW	12 X 3/8	305 X 79	
14189	142RD	12 X 3/8	305 X 79	
14604	145	16 X 3/8	406 X 79	
14610	145D	16 X 3/8	406 X 79	
14624	145RW	16 X 3/8	406 X 79	
14238	145LRW	16 X 3/8	406 X 79	
14605	145SH	16 X 3/8	406 X 79	
14191	145RD	16 X 3/8	406 X 79	
14602	146	20 X 3/8	508 X 79	
14611	146D	20 X 3/8	508 X 79	
14625	146RW	20 X 3/8	508 X 79	
14239	146LRW	20 X 3/8	508 X 79	
14717	146SH	20 X 3/8	508 X 79	
14193	146RD	20 X 3/8	508 X 79	
14211	153	24 X 3/8	610 X 79	
14213	153D	24 X 3/8	610 X 79	
14215	153LRW	24 X 3/8	610 X 79	

Wall Form Magnesium Float

- Extruded from very hard, durable, lightweight magnesium
- Ideal for finishing foundation walls poured below the top of the form
- Non-rounded corners allow access to tight places
- Sold 6 per inner pack/6 per outer pack



MADE IN
U.S.A

MARSHALLTOWN The Premier Line

EDI	Part#	Size-in.	Size-mm
14569	WF569D	7½ X 3½	191 X 79

Aluminum Hand Float

- Made of extruded high strength alloy
- DuraSoft® handle provides a soft feel, reduces fatigue and offers excellent durability
- Sold 6 per inner pack/6 per outer pack



MADE IN
U.S.A

MARSHALLTOWN The Premier Line

EDI	Part#	Size-in.	Size-mm
13822	MF380R	15½ X 3½	394 X 79

Round End Magnesium Hand Floats

- Extruded from very hard, durable, lightweight magnesium
- Fully rounded ends help prevent float marks
- Comfortable handle is positioned to give the tool perfect balance
- Magnesium floats produce a smoother finish than wood
- Handles are secured with torque pad screws that will not back out
- Sold 6 per inner pack/6 per outer pack



MADE IN
U.S.A

MARSHALLTOWN The Premier Line

EDI	Part#	Size-in.	Size-mm	Handle
14197	141	12 X 3½	305 X 79	
14198	141D	12 X 3½	305 X 79	
14199	141LRW	12 X 3½	305 X 79	
14603	143	16 X 3½	406 X 79	
14612	143D	16 X 3½	406 X 79	
14627	143RW	16 X 3½	406 X 79	
14241	143LRW	16 X 3½	406 X 79	
14194	143RD	16 X 3½	406 X 79	
14201	154	20 X 3½	508 X 79	
14203	154D	20 X 3½	508 X 79	
14205	154LRW	20 X 3½	508 X 79	
14207	155	24 X 3½	610 X 79	
14208	155D	24 X 3½	610 X 79	
14209	155LRW	24 X 3½	610 X 79	

Float Handles

- Fit all of our magnesium hand floats
- Pictures in order of table description
- Sold 12 per inner pack/12 per outer pack



MADE IN
U.S.A

MARSHALLTOWN The Premier Line

EDI	Part#	Description	Size-in.	Size-mm
19111	16SF	Structural Foam	9 X 1¼	229 X 31
19112	16M	Wood	9 X 1¼	229 X 31
19130	16D	DuraSoft®	9 X 1¼	229 X 31
14616	16RW	Round Wood	9 X 1¼	229 X 31
14245	16LRW	Large Round Wood	9 X 1¼	229 X 31
14196	16RD	Large Round DuraSoft®	9 X 1¼	229 X 31

Sides Up Floats

- Long-wearing stainless steel blade
- DuraSoft® handle provides a soft feel, reduces fatigue and offers excellent durability
- Intended for hand-floating concrete pads
- Great for working in color hardeners
- Sold 6 per inner case/6 per outer case



6746

MADE IN
U.S.A

MARSHALLTOWN The Premier Line

EDI	Part#	Size-in.	Size-mm
16746	6746	5¾ X 10	150 X 255
16747	6747	5¾ X 11¼	130 X 285

Wood Hand Floats

- Made from clear, seasoned redwood, ¾" (19mm) thick
- Primarily used for leveling and smoothing concrete prior to final finish
- Also ideal when a slightly rougher concrete finish is desired
- The 144, 144D and 244 float have a beveled front edge
- Sold 6 per inner pack/6 per outer pack, sold 6 per inner pack/18 per outer pack where noted with*



144

MADE IN
U.S.A

MARSHALLTOWN The Premier Line

EDI	Part#	Size-in.	Size-mm	Handle
14502	44	12 X 5	305 X 127	
14503	44D	12 X 5	305 X 127	
14504	144*	16 X 3½	406 X 89	
14505	144D*	16 X 3½	406 X 89	
14813	244	18 X 3½	457 X 89	

Xtra-Hard Wood Hand Floats

- Made from imported Jarrah hardwood, which is harder than teak
- Outlasts many ordinary wood floats and won't "fuzz up"
- Sold 6 per inner pack/18 per outer pack, 6 per inner pack/6 per outer pack where noted with*



147D



MARSHALLTOWN The Premier Line

EDI	Part#	Size-in.	Size-mm	Handle
14506	147	16 X 3/4	406 X 83	
14507	147D	16 X 3/4	406 X 83	
10311	247*	18 X 3/2	457 X 89	
10313	247D*	18 X 3/2	457 X 89	

Resin Hand Floats

- Made from 3/8" (10mm) thick laminated canvas resin
- Extremely dense
- Works the slab like a wood float but it lasts many times longer
- Great for working color hardeners into concrete
- Available with either DuraSoft® handle or structural foam handle
- Sold 1 per inner pack/6 per outer pack



4500RP

4500D



MARSHALLTOWN The Premier Line

Square End

EDI	Part#	Size-in.	Size-mm	Handle
14501	4501D	12 X 3 1/2	305 X 89	
14298	4501P	12 X 3 1/2	305 X 89	
14500	4500D	14 X 3 1/2	356 X 89	
14307	4500P	14 X 3 1/2	356 X 89	
14526	4526D	16 X 3 1/2	406 X 89	
14331	4526P	16 X 3 1/2	406 X 89	
14528	4528D	18 X 3 1/2	457 X 89	
14358	4528P	18 X 3 1/2	457 X 89	
14492	4497D	20 X 3 1/2	508 X 89	
14377	4497P	20 X 3 1/2	508 X 89	

Round End

EDI	Part#	Size-in.	Size-mm	Handle
14293	4501RD	12 X 3 1/2	305 X 89	
14299	4501RP	12 X 3 1/2	305 X 89	
14295	4500RD	14 X 3 1/2	356 X 89	
14315	4500RP	14 X 3 1/2	356 X 89	
14499	4499RD	16 X 3 1/2	406 X 89	
14333	4526RP	16 X 3 1/2	406 X 89	
14493	4498RD	18 X 3 1/2	457 X 89	
14374	4528RP	18 X 3 1/2	457 X 89	
14297	4497RD	20 X 3 1/2	508 X 89	
14378	4497RP	20 X 3 1/2	508 X 89	

Wood Hand Floats

- Made from 1/2" (13mm) thick seasoned mahogany
- Has a very smooth finish
- Sold 1 per inner pack/24 per outer pack




MARSHALLTOWN

EDI	Part#	Size-in.	Size-mm
14512	WF943	12 X 3 1/2	305 X 89
14514	WF944	14 X 3 1/2	356 X 89
14516	WF946	16 X 3 1/2	406 X 89
14518	WF947	18 X 3 1/2	457 X 89
14520	WF948	20 X 3 1/2	508 X 89

T-Slot Darbies

- T-Slot design allows for virtually limitless handle orientations
- Same lightweight, durable extrusion as our magnesium floats
- Replacement handles available
- Darby with bull float bracket is ideal for lightweight concrete or floating in tight places
- Multiple handle configurations available
- Sold 2 per inner pack/ 2 per outer pack



16818

16807



MARSHALLTOWN The Premier Line

EDI	Part#	Size-in.	Size-mm	Handle
16801	16801	30 X 3 1/8	762 X 79	
16803	16803	30 X 3 1/8	762 X 79	
16806	16806	36 X 3 1/8	914 X 79	
16807	16807	36 X 3 1/8	914 X 79	
16809	16809	36 X 3 1/8	914 X 79	
16811	16811*	36 X 3 1/8	914 X 79	& TSBKRT
16813	16813	42 X 3 1/8	1067 X 79	
16815	16815	48 X 3 1/8	1219 X 79	
16817	16817	60 X 3 1/8	1524 X 79	& TSBKRT

* 16811 has rounded ends

Walking Float

EDI	Part#	Description	Size-in.	Size-mm
16818	16818	Rounded Ends w/ All-Angle Bracket	24 X 3 1/8	610 X 79
16819	16819	Square Ends w/ All-Angle Bracket	24 X 3 1/8	610 X 79

T-Slot Darbies Replacement Handles

- Sold 6 per inner pack/6 per outer pack




MARSHALLTOWN The Premier Line

EDI	Part#	Size-in.	Size-mm	Handle
16821	TSDSH	N/A	N/A	
16823	TSDSK	N/A	N/A	

T-Slot Darbies Replacement Brackets

- Sold 6 per inner pack/6 per outer pack




MARSHALLTOWN The Premier Line

EDI	Part#	Size-in.	Size-mm
16824	TSBRKT	N/A	N/A
16825	TSAABRKT	N/A	N/A

Magnesium Darbies

- The same lightweight, durable extrusion as our magnesium floats
- 4615D** is tapered from 3" (76mm) at the heel to 2" (51mm) at the toe
- 4626D** has a knob for extra control
- Premium DuraSoft® handle
- Sold 2 per inner pack/2 per outer pack, 1 per inner pack/1 per outer pack where noted with *




MARSHALLTOWN The Premier Line

EDI	Part#	Size-in.	Size-mm	Handle
14615	4615D	30	762	
14623	4623D	30 X 3 3/8	762 X 79	
14626	4626D*	36 X 3 3/8	914 X 79	

Resin Darbies

- Made from 3/8" (10mm) thick laminated canvas resin
- Finishes like wood but lasts like magnesium
- Ideal for use with color hardeners
- Tapered blades go from 3 1/2" (89mm) down to 2" (51mm)
- Sold 2 per inner pack/2 per outer pack



MARSHALLTOWN The Premier Line


EDI	Part#	Size-in.	Size-mm	Handle
17259	7259	36 X 3 1/2	914 X 89	
17266	7259D	36 X 3 1/2	914 X 89	
17265	7259DK	36 X 3 1/2	914 X 89	

Tapered Resin Darby

EDI	Part#	Size-in.	Size-mm	Handle
17258	7258	30	762	
17264	7258D	30	762	
17260	7260RDW	36	914	

Mahogany Darbies

- Made from straight grain mahogany
- Unique two-way tapered blade 152
- Designed with thicker blades for longer blade life and a larger handle for increased knuckle room 151 150
- 3 1/2" (89mm) wide by 3/4" (19mm) thick at the heel, 2" (51mm) wide by 3/4" (19mm) thick at the toe
- Sold 1 per inner pack/6 per outer pack, sold 1 per inner pack/5 per outer pack where noted with *




MARSHALLTOWN The Premier Line

EDI	Part#	Size-in.	Size-mm	Handle
18706	140	24	610	
14510	150	28	711	
14509	152	36	914	
14511	151	45	1143	
14997	149*	48	1219	

Sidewalk Slicker Float

- The same lightweight, durable extrusion as our magnesium floats
- Moves easily around obstacles and easily accesses hard to reach places
- Comes with 360° EZ Twist Bracket
- Requires threaded or snap adapter see page 87 (sold separately)
- Sold 1 per inner pack/1 per outer pack




QLT BY MARSHALLTOWN

EDI	Part#	Size-in.	Size-mm
24642	RED700227	16 X 3 1/2	406 X 89
24643	RED700228	24 X 3 1/2	610 X 89
24644	RED700229	36 X 3 1/2	914 X 89

Check Rod Kits

- Available with either aluminum or magnesium blades
- Sharp 90° corners for cutting and filling
- Great for use on highways or industrial slabs where tight flatness tolerances are required
- H Style design provides more structural strength and straightness (aluminum blades only)
- Feature quick disconnecting outriggers on blades 8' (2.4M) and longer
- Square end check rods measure 4" X 2" (102 X 51mm)
- Round end check rods measure 5" X 2" (127 X 51mm)
- Kits include check rod, outriggers on 8' (2.4M) and longer, three 1¼" X 6' (44mm X 1.8M) handles, and bracket
- 10' and longer ship LTL
- Sold 1 per inner pack/1 per outer pack



ALUMINUM KIT

Kit includes 3 handles



MAGNESIUM KIT

Kit includes 3 handles



Capped and recessed ends won't drag



H Style design for added strength (aluminum blades only)



MADE IN U.S.A

MARSHALLTOWN The Premier Line

Magnesium 4 x 2" Square End Check Rod Kits

EDI	Part#	Description	Size-in.	Size-mm
14961	CR6ST91	Kit w/Twister™	6'	1.8M
14962	CR8ST91	Kit w/Twister™	8'	2.4M
14963	CR10ST91	Kit w/Twister™	10'	3.0M
14964	CR12ST91	Kit w/Twister™	12'	3.7M
14969	CR6SRB	Repl. Blade	6'	1.8M
14970	CR8SRB	Repl. Blade	8'	2.4M
14971	CR10SRB	Repl. Blade	10'	3.0M
14972	CR12SRB	Repl. Blade	12'	3.7M

Magnesium 5 x 2" Round End Check Rod Kits

EDI	Part#	Description	Size-in.	Size-mm
14976	CR6RT91	Kit w/Twister™	6'	1.8M
14977	CR8RT91	Kit w/Twister™	8'	2.4M
14978	CR10RT91	Kit w/Twister™	10'	3.0M
14979	CR12RT91	Kit w/Twister™	12'	3.7M
14984	CR4RRB	Repl. Blade	4'	1.2M
14985	CR5RRB	Repl. Blade	5'	1.5M
14986	CR6RRB	Repl. Blade	6'	1.8M
14987	CR8RRB	Repl. Blade	8'	2.4M
14988	CR10RRB	Repl. Blade	10'	3.0M
14989	CR12RRB	Repl. Blade	12'	3.7M

Replacement Parts

EDI	Part#	Description
14973	CRPACK1	Outriggers Assy. (Includes CRPACK2 & CRPACK3)
14974	CRPACK2	Outrigger Clevis Assy.
14975	CRPACK3	Handle Collar Assy.

MARSHALLTOWN The Premier Line

Aluminum 4 x 2" Square End Check Rod Kits

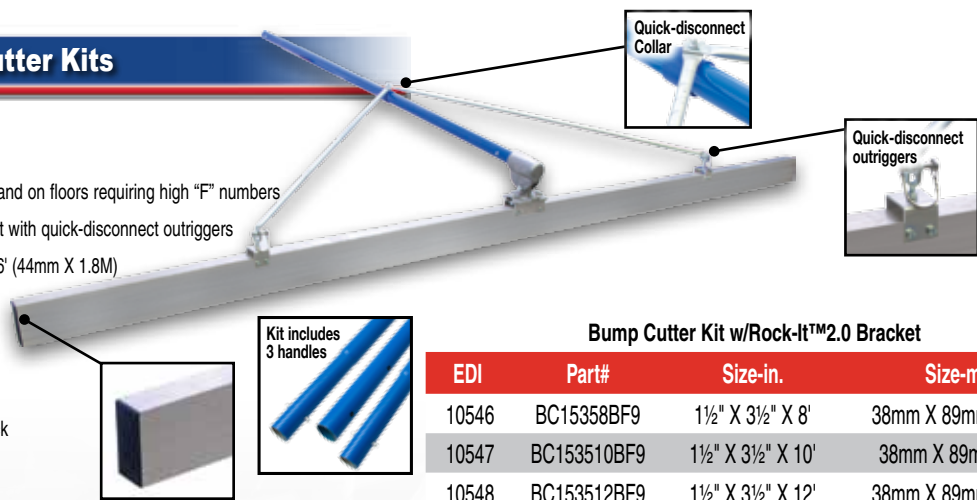
EDI	Part#	Description	Size-in.	Size-mm
20776	RED701190K	Kit w/Twister™	6'	1.8M
20766	RED701182K	Kit w/Twister™	8'	2.4M
20769	RED701183K	Kit w/Twister™	10'	3.0M
20773	RED701184K	Kit w/Twister™	12'	3.7M
20746	RED701190	Repl. Blade	6'	1.8M
20743	RED701182	Repl. Blade	8'	2.4M
20744	RED701183	Repl. Blade	10'	3.0M
20745	RED701184	Repl. Blade	12'	3.7M

Aluminum 5 x 2" Round End Check Rod Kits

EDI	Part#	Description	Size-in.	Size-mm
20754	RED701172K	Kit w/Twister™	6'	1.8M
20757	RED701173K	Kit w/Twister™	8'	2.4M
20760	RED701174K	Kit w/Twister™	10'	3.0M
20763	RED701175K	Kit w/Twister™	12'	3.7M
20731	RED701170	Repl. Blade	4'	1.2M
20733	RED701172	Repl. Blade	6'	1.8M
20734	RED701173	Repl. Blade	8'	2.4M
20735	RED701174	Repl. Blade	10'	3.0M
20736	RED701175	Repl. Blade	12'	3.7M

Magnesium Bump Cutter Kits

- Long-lasting magnesium alloy
- Cuts high spots and fills low spots
- Great tool for use in highway paving and on floors requiring high "F" numbers
- Sturdy bracket mount and strut mount with quick-disconnect outriggers
- Kits include bump cutter, three 1 3/4" X 6' (44mm X 1.8M) poles, bracket, and outriggers on 8' (2.4M) and longer blades
- Quick and easy to assemble
- 10' and longer ship LTL
- Sold 1 per inner pack/1 per outer pack



MADE IN
U.S.A.

MARSHALLTOWN The Premier Line

Bump Cutter Kit w/Twister™ Bracket

EDI	Part#	Size-in.	Size-mm
10527	BC15358T91	1 1/2" X 3 1/2" X 8'	38mm X 89mm X 2.4M
10528	BC153510T91	1 1/2" X 3 1/2" X 10'	38mm X 89mm X 3M
10529	BC153512T91	1 1/2" X 3 1/2" X 12'	38mm X 89mm X 3.7M
10530	BC153514T91	1 1/2" X 3 1/2" X 14'	38mm X 89mm X 4.3M
10531	BC153516T91	1 1/2" X 3 1/2" X 16'	38mm X 89mm X 4.9M
10532	BC153520T91	1 1/2" X 3 1/2" X 20'	38mm X 89mm X 6.1M
10533	BC153524T91	1 1/2" X 3 1/2" X 24'	38mm X 89mm X 7.3M
10534	BC246T91	2" X 4" X 6'	51mm X 102mm X 1.8M
10535	BC248T91	2" X 4" X 8'	51mm X 102mm X 2.4M
10536	BC2410T91	2" X 4" X 10'	51mm X 102mm X 3M
10537	BC2412T91	2" X 4" X 12'	51mm X 102mm X 3.7M
10538	BC2414T91	2" X 4" X 14'	51mm X 102mm X 4.3M
10539	BC2416T91	2" X 4" X 16'	51mm X 102mm X 4.9M
10540	BC2418T91	2" X 4" X 18'	51mm X 102mm X 5.5M
10541	BC2420T91	2" X 4" X 20'	51mm X 102mm X 6.1M
10542	BC2424T91	2" X 4" X 24'	51mm X 102mm X 7.3M
10543	BC2516T91	2" X 5" X 16'	51mm X 127mm X 4.9M
10544	BC2520T91	2" X 5" X 20'	51mm X 127mm X 6.1M
10545	BC2524T91	2" X 5" X 24'	51mm X 127mm X 7.3M

Replacement Parts

EDI	Part#	Description
14973	CRPACK1	Outriggers Assy. (Includes CRPACK2 & CRPACK3)
14974	CRPACK2	Outrigger Clevis Assy.
14975	CRPACK3	Handle Collar Assy.

Bump Cutter Kit w/Rock-It™2.0 Bracket

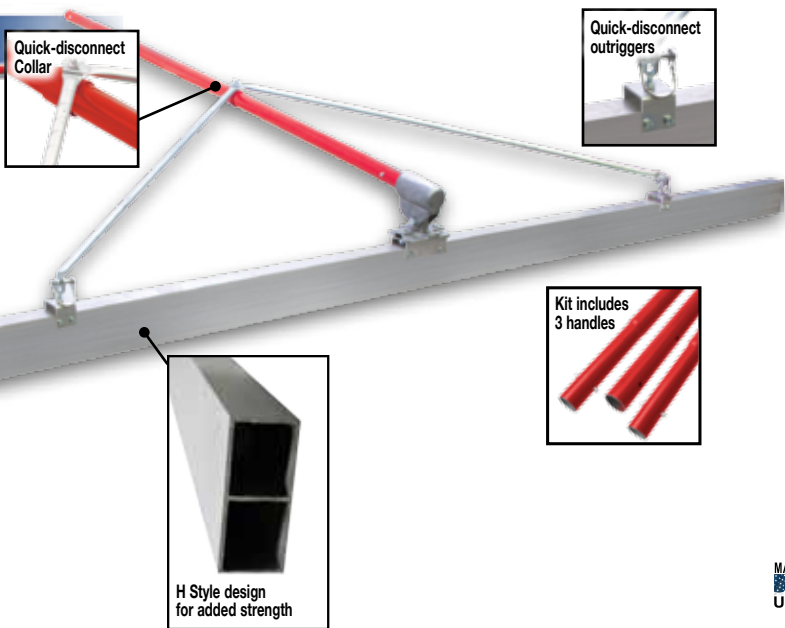
EDI	Part#	Size-in.	Size-mm
10546	BC15358BF9	1 1/2" X 3 1/2" X 8'	38mm X 89mm X 2.4M
10547	BC153510BF9	1 1/2" X 3 1/2" X 10'	38mm X 89mm X 3M
10548	BC153512BF9	1 1/2" X 3 1/2" X 12'	38mm X 89mm X 3.7M
10549	BC153514BF9	1 1/2" X 3 1/2" X 14'	38mm X 89mm X 4.3M
10550	BC153516BF9	1 1/2" X 3 1/2" X 16'	38mm X 89mm X 4.9M
10551	BC153520BF9	1 1/2" X 3 1/2" X 20'	38mm X 89mm X 6.1M
10552	BC153524BF9	1 1/2" X 3 1/2" X 24'	38mm X 89mm X 7.3M
10553	BC246BF9	2" X 4" X 6'	51mm X 102mm X 1.8M
10554	BC248BF9	2" X 4" X 8'	51mm X 102mm X 2.4M
10555	BC2410BF9	2" X 4" X 10'	51mm X 102mm X 3M
10556	BC2412BF9	2" X 4" X 12'	51mm X 102mm X 3.7M
10557	BC2414BF9	2" X 4" X 14'	51mm X 102mm X 4.3M
10558	BC2416BF9	2" X 4" X 16'	51mm X 102mm X 4.9M
10559	BC2418BF9	2" X 4" X 18'	51mm X 102mm X 5.5M
10560	BC2420BF9	2" X 4" X 20'	51mm X 102mm X 6.1M
10561	BC2424BF9	2" X 4" X 24'	51mm X 102mm X 7.3M
10562	BC2516BF9	2" X 5" X 16'	51mm X 127mm X 4.9M
10563	BC2520BF9	2" X 5" X 20'	51mm X 127mm X 6.1M
10564	BC2524BF9	2" X 5" X 24'	51mm X 127mm X 7.3M

Bump Cutter Replacement Blades

EDI	Part#	Size-in.	Size-mm
10565	BC15358RB	1 1/2" X 3 1/2" X 8'	38mm X 89mm X 2.4M
10566	BC153510RB	1 1/2" X 3 1/2" X 10'	38mm X 89mm X 3M
10567	BC153512RB	1 1/2" X 3 1/2" X 12'	38mm X 89mm X 3.7M
10568	BC153514RB	1 1/2" X 3 1/2" X 14'	38mm X 89mm X 4.3M
10569	BC153516RB	1 1/2" X 3 1/2" X 16'	38mm X 89mm X 4.9M
10570	BC153520RB	1 1/2" X 3 1/2" X 20'	38mm X 89mm X 6.1M
10571	BC153524RB	1 1/2" X 3 1/2" X 24'	38mm X 89mm X 7.3M
10572	BC246RB	2" X 4" X 6'	51mm X 102mm X 1.8M
10573	BC248RB	2" X 4" X 8'	51mm X 102mm X 2.4M
10574	BC2410RB	2" X 4" X 10'	51mm X 102mm X 3M
10575	BC2412RB	2" X 4" X 12'	51mm X 102mm X 3.7M
10576	BC2414RB	2" X 4" X 14'	51mm X 102mm X 4.3M
10577	BC2416RB	2" X 4" X 16'	51mm X 102mm X 4.9M
10578	BC2418RB	2" X 4" X 18'	51mm X 102mm X 5.5M
10579	BC2420RB	2" X 4" X 20'	51mm X 102mm X 6.1M
10580	BC2424RB	2" X 4" X 24'	51mm X 102mm X 7.3M
10581	BC2516RB	2" X 5" X 16'	51mm X 127mm X 4.9M
10582	BC2520RB	2" X 5" X 20'	51mm X 127mm X 6.1M
10583	BC2524RB	2" X 5" X 24'	51mm X 127mm X 7.3M

Aluminum Bump Cutter Kits

- Long-lasting aluminum alloy
- Cuts high spots and fills low spots
- Great tool for use in highway paving and on floors requiring high "F" numbers
- Sturdy bracket mount and strut mount with quick-disconnect outriggers
- Kits include bump cutter, three 1 1/2" X 6' (44mm X 1.8M) poles, bracket, and outriggers on 8' (2.4M) and longer blades
- Quick and easy to assemble
- 10' and longer ship LTL
- Sold 1 per inner pack/1 per outer pack



MARSHALLTOWN The Premier Line

MADE IN U.S.A.

Bump Cutter Kit w/Twister™ Bracket

EDI	Part#	Size-in.	Size-mm
20189	RED701160K	1 1/2" X 3 1/2" X 8'	38mm X 89mm X 2.4M
20192	RED701161K	1 1/2" X 3 1/2" X 10'	38mm X 89mm X 3M
20195	RED701162K	1 1/2" X 3 1/2" X 12'	38mm X 89mm X 3.7M
20198	RED701163K	1 1/2" X 3 1/2" X 14'	38mm X 89mm X 4.3M
20202	RED701164K	1 1/2" X 3 1/2" X 16'	38mm X 89mm X 4.9M
20205	RED701165K	1 1/2" X 3 1/2" X 20'	38mm X 89mm X 6.1M
20208	RED701166K	1 1/2" X 3 1/2" X 24'	38mm X 89mm X 7.3M
20160	RED701151K	2" X 4" X 6'	51mm X 102mm X 1.8M
20163	RED701152K	2" X 4" X 8'	51mm X 102mm X 2.4M
20166	RED701153K	2" X 4" X 10'	51mm X 102mm X 3M
20169	RED701154K	2" X 4" X 12'	51mm X 102mm X 3.7M
20174	RED701155K	2" X 4" X 14'	51mm X 102mm X 4.3M
20177	RED701156K	2" X 4" X 16'	51mm X 102mm X 4.9M
20180	RED701157K	2" X 4" X 18'	51mm X 102mm X 5.5M
20183	RED701158K	2" X 4" X 20'	51mm X 102mm X 6.1M
20186	RED701159K	2" X 4" X 24'	51mm X 102mm X 7.3M
20211	RED701167K	2" X 5" X 16'	51mm X 127mm X 4.9M
20214	RED701168K	2" X 5" X 20'	51mm X 127mm X 6.1M
20217	RED701169K	2" X 5" X 24'	51mm X 127mm X 7.3M

Replacement Blades


EDI	Part#	Size-in.	Size-mm
20139	RED701160	1 1/2" X 3 1/2" X 8'	38mm X 89mm X 2.4M
20140	RED701161	1 1/2" X 3 1/2" X 10'	38mm X 89mm X 3M
20141	RED701162	1 1/2" X 3 1/2" X 12'	38mm X 89mm X 3.7M
20142	RED701163	1 1/2" X 3 1/2" X 14'	38mm X 89mm X 4.3M
20143	RED701164	1 1/2" X 3 1/2" X 16'	38mm X 89mm X 4.9M
20144	RED701165	1 1/2" X 3 1/2" X 20'	38mm X 89mm X 6.1M
20145	RED701166	1 1/2" X 3 1/2" X 24'	38mm X 89mm X 7.3M
20130	RED701151	2" X 4" X 6'	51mm X 102mm X 1.8M
20131	RED701152	2" X 4" X 8'	51mm X 102mm X 2.4M
20132	RED701153	2" X 4" X 10'	51mm X 102mm X 3M
20133	RED701154	2" X 4" X 12'	51mm X 102mm X 3.7M
20134	RED701155	2" X 4" X 14'	51mm X 102mm X 4.3M
20135	RED701156	2" X 4" X 16'	51mm X 102mm X 4.9M
20136	RED701157	2" X 4" X 18'	51mm X 102mm X 5.5M
20137	RED701158	2" X 4" X 20'	51mm X 102mm X 6.1M
20138	RED701159	2" X 4" X 24'	51mm X 102mm X 7.3M
20146	RED701167	2" X 5" X 16'	51mm X 127mm X 4.9M
20147	RED701168	2" X 5" X 20'	51mm X 127mm X 6.1M
20148	RED701169	2" X 5" X 24'	51mm X 127mm X 7.3M

Replacement Parts

EDI	Part#	Description
14973	CRPACK1	Outriggers Assy. (Includes CRPACK2 & CRPACK3)
14974	CRPACK2	Outrigger Clevis Assy.
14975	CRPACK3	Handle Collar Assy.

Paver's Straight Edge Kits

- Strong single-piece 12' and 16' (3.7M and 4.9M) handles bend less than multiple handles attached together
- Kit includes blade, bracket, outriggers, pole and hardware
- Can be used as a checking tool or for leveling work while the concrete is still plastic
- Straight edges measure 1 X 2" (25 X 51mm)
- 10' and longer ship LTL
- Sold 1 per inner pack/1 per outer pack



MADE IN
U.S.A.


MARSHALLTOWN The Premier Line

Aluminum Straight Edge

EDI	Part#	Description	Blade Size	Handle Size
25512	RED700012	Kit w/Non-Adj. Bracket	10' (3.0M)	12' (3.7M)
25517	RED700064	Kit w/Non-Adj. Bracket	10' (3.0M)	16' (4.9M)
25513	RED700013	Kit w/Non-Adj. Bracket	12' (3.7M)	12' (3.7M)
25518	RED700065	Kit w/Non-Adj. Bracket	12' (3.7M)	16' (4.9M)
25514	RED700014	Kit w/Non-Adj. Bracket	16' (4.9M)	12' (3.7M)
25519	RED700066	Kit w/Non-Adj. Bracket	16' (4.9M)	16' (4.9M)
25541	RED701037	Repl. Blade	10' (3.0M)	N/A
25542	RED701038	Repl. Blade	12' (3.7M)	N/A
25543	RED701039	Repl. Blade	16' (4.9M)	N/A

Replacement Parts

EDI	Part#	Description	Blade Size	Handle Size
25577	RED704532	Base Connector	N/A	N/A
20353	RED704204	Handle Connector-Threaded	N/A	N/A
25544	RED701040	Repl. Handle	N/A	12' (3.7M)
25545	RED701041	Repl. Handle	N/A	16' (4.9M)
15164	SENBKKT	Repl. Bracket	N/A	N/A
15167	SEPACK1	Repl. Outriggers Assy.	N/A	N/A



Finisher's Tote™

- Open ended with bracket window to fit any length pole, bull float, or fresno
- Made of double layer durable water resistant nylon with a rigid reinforced base and stiffened side panels
- Specially designed reinforced nylon pole retainers will accept any 1³/₈" (35mm) or 1³/₄" (44mm) bullfloat handles
- Outside cinching straps are perfect for holding 4-ft levels, darbies, long trowels, and brooms
- Multiple pockets hold a variety of finishing tools
- Sold 1 per inner pack/1 per outer pack



TOTE



BFKIT7
Shown with additional tools
(sold separately)



Watch Video

MARSHALLTOWN The Premier Line

EDI	Part#	Description	Bull Float Size	Pole Diameter
17390	BFKIT1	Round End w/RL6	48" (1219mm)	1 ³ / ₄ " (44mm)
17391	BFKIT2	Round End w/RL6	48" (1219mm)	1 ³ / ₈ " (35mm)
17392	BFKIT3	Square End w/RL6	48" (1219mm)	1 ³ / ₄ " (44mm)
17393	BFKIT4	Square End w/RL6	48" (1219mm)	1 ³ / ₈ " (35mm)
17302	TOTE	Tote Bag Only	N/A	N/A

• KIT INCLUDES:

- Round or square end **MARSHALLTOWN** bull float with **RL6** bull float bracket
- Four 1³/₈" (35mm) or 1³/₄" (44mm) **MARSHALLTOWN** handles
- Tote bag

MARSHALLTOWN The Premier Line

EDI	Part#	Description	Bull Float Size	Pole Diameter
17394	BFKIT5	Round End w/16-RKT-N	48" (1219mm)	1 ³ / ₄ " (44mm)
17395	BFKIT6	Round End w/16-RKT-N	48" (1219mm)	1 ³ / ₈ " (35mm)
17396	BFKIT7	Square End w/16-RKT-N	48" (1219mm)	1 ³ / ₄ " (44mm)
17397	BFKIT8	Square End w/16-RKT-N	48" (1219mm)	1 ³ / ₈ " (35mm)

• KIT INCLUDES:

- Round or square end **MARSHALLTOWN** bull float with **16-RKT-N** bull float bracket
- Four 1³/₈" (35mm) or 1³/₄" (44mm) QLT handles
- Tote bag

QLT™-MARSHALLTOWN


EDI	Part#	Description	Bull Float Size	Pole Diameter
17398	BFKIT9	Round End w/BF9	48" (1219mm)	1 ³ / ₄ " (44mm)
17399	BFKIT10	Round End w/BF9	48" (1219mm)	1 ³ / ₈ " (35mm)
17300	BFKIT11	Square End w/BF9	48" (1219mm)	1 ³ / ₄ " (44mm)
17301	BFKIT12	Square End w/BF9	48" (1219mm)	1 ³ / ₈ " (35mm)

• KIT INCLUDES:

- Round or square end QLT bull float with **BF9** bull float bracket
- Four 1³/₈" (35mm) or 1³/₄" (44mm) QLT handles
- Tote bag

Double Edge Channel Bull Floats

- Made from the finest extruded magnesium available
- Stiffer and more resistant to warping than standard bull floats
- Sharp edge used for cutting down high spots, rounded edge used for floating
- Outriggers included with **CB96DE** & **CB120DE** to help keep float square with working surface
- Perfect tool to use when high "F" numbers are required
- CB120DE** ships LTL
- Sold 1 per inner pack/1 per outer pack



MADE IN
U.S.A

MARSHALLTOWN The Premier Line

EDI	Part#	Size-in.	Size-mm
13793	CB48DE	48 X 6	1219 X 152
13794	CB60DE	60 X 6	1524 X 152
13795	CB72DE	72 X 6	1829 X 152
13796	CB96DE	96 X 6	2438 X 152
13797	CB120DE	120 X 6	3048 X 152

Channel Bull Floats

- Made from the finest extruded magnesium available
- Stiffer and more resistant to warping than standard bull floats
- Two rounded edges for floating
- Outriggers included to help keep float square with working surface where noted with*
- Perfect tool to use when high "F" numbers are required
- CB120**, **CB144**, **CB168** and **CB192** ship LTL
- Sold 1 per inner pack/1 per outer pack



MADE IN
U.S.A

MARSHALLTOWN The Premier Line

Round End Channel Floats

EDI	Part#	Size-in.	Size-mm
14755	CB48	48 X 6	1219 X 152
14729	CB60	60 X 6	1524 X 152
14707	CB72	72 X 6	1829 X 152
14728	CB96*	96 X 6	2438 X 152
14742	CB120*	120 X 6	3048 X 152
11753	CB144*	144 X 6	3658 X 152
11754	CB168*	168 X 6	4267 X 152
11755	CB192*	192 X 6	4877 X 152

Square End Channel Floats

EDI	Part#	Size-in.	Size-mm
20644	RED700658	48 X 6	1219 X 152
20645	RED700659	60 X 6	1524 X 152
20646	RED700660	72 X 6	1829 X 152
20647	RED700661	120 X 6	3048 X 152

Replacement Channel Bull Float Mounting Plate

EDI	Part#	Size-in.	Size-mm
18566	18566	N/A	N/A

PermaStraight® Bull Floats

- Made from the finest extruded magnesium available
- Smooth steel stiffener makes cleanup easier
- Ten times more resistant to warping than standard bull floats
- Comes with complete bracket assembly
- Sealed ends prevent concrete buildup
- "FR" indicates rounded ends
- Sold 1 per inner pack/1 per outer pack




MADE IN
U.S.A

MARSHALLTOWN The Premier Line

EDI	Part#	Size-in.	Size-mm
14695	PSB48	48 X 8	1219 X 203
14698	PSB48FR	48 X 8	1219 X 203

"Broken-In" Magnesium Bull Floats

- Extruded magnesium blade is "broken-in" right out of the box
- Each end is slightly turned up to help prevent the visible lines generated when bull floating
- Comes with complete bracket assembly
- Using several handle sections, the finisher can float a slab well beyond normal reach
- Sold 1 per inner pack/1 per outer pack



MADE IN
U.S.A

MARSHALLTOWN The Premier Line

EDI	Part#	Size-in.	Size-mm
14684	B30BI	30 X 8	762 X 203
14685	B42BI	42 X 8	1067 X 203
14687	B48BI	48 X 8	1219 X 203
14688	B60BI	60 X 8	1524 X 203

Magnesium Bull Floats

- Made from the finest extruded magnesium available
- Lightweight, long wearing and properly balanced to provide the finish you want
- No other heavy duty bull float outlasts this one
- Bull floats with bracket sold 1 per inner pack/1 per outer pack, blade only sold 3 per inner pack/3 per outer pack



B45RA, B46RA & B48FRRA come with RL6 RotaLeveler®



MARSHALLTOWN The Premier Line

EDI	Part#	Description	Size-in.	Size-mm
14697	B36	Square End	36 X 8	914 X 203
14699	B36FR	Round End	36 X 8	914 X 203
14700	B42	Square End	42 X 8	1067 X 203
16878	B42FR	Round End	42 X 8	1067 X 203
14702	B45	Square End	45 X 8	1143 X 203
14701	B45RA	Square End w/ RL6	45 X 8	1143 X 203
16879	B45FR	Round End	45 X 8	1143 X 203
14704	B48	Square End	48 X 8	1219 X 203
14715	B48RA	Square End w/ RL6	48 X 8	1219 X 203
14720	B48FR	Round End	48 X 8	1219 X 203
14719	B48FRRA	Round End w/RL6	48 X 8	1219 X 203
14708	B60	Square End	60 X 8	1524 X 203
14740	B60FR	Round End	60 X 8	1524 X 203
16876	B72	Square End	72 X 8	1829 X 203
14741	B72FR	Round End	72 X 8	1829 X 203

Bull Float Blades Only

EDI	Part#	Description	Size-in.	Size-mm
14032	B36B	Square End	36 X 8	914 X 203
14028	B36FRB	Round End	36 X 8	914 X 203
14033	B42B	Square End	42 X 8	1067 X 203
14029	B42FRB	Round End	42 X 8	1067 X 203
14703	B45B	Square End	45 X 8	1143 X 203
16880	B45FRB	Round End	45 X 8	1143 X 203
14706	B48B	Square End	48 X 8	1219 X 203
14721	B48FRB	Round End	48 X 8	1219 X 203
14035	B60B	Square End	60 X 8	1524 X 203
14030	B60FRB	Round End	60 X 8	1524 X 203
16877	B72B	Square End	72 X 8	1829 X 203
14031	B72FRB	Round End	72 X 8	1829 X 203

Magnesium Bull Floats

- Extruded from magnesium alloy
- Lightweight, long wearing
- "R" indicates round ends
- Bull floats with bracket sold 1 per inner pack/1 per outer pack, blade only sold 3 per inner pack/3 per outer pack



MB48RR Comes with BF9 Bull Float Bracket



QLTTM MARSHALLTOWN

EDI	Part#	Description	Size-in.	Size-mm
16883	MB36	Square End	36 X 8	914 X 203
16885	MB36R	Round End	36 X 8	914 X 203
13865	MB42	Square End	42 X 8	1067 X 203
16887	MB42R	Round End	42 X 8	1067 X 203
16889	MB45	Square End	45 X 8	1143 X 203
16891	MB45R	Round End	45 X 8	1143 X 203
13874	MB48	Square End	48 X 8	1219 X 203
13875	MB48R	Round End	48 X 8	1219 X 203
13866	MB48RR	Round End w/ BF9	48 X 8	1219 X 203
16893	MB54	Square End	54 X 8	1372 X 203
16895	MB54R	Round End	54 X 8	1372 X 203
16897	MB60	Square End	60 X 8	1524 X 203
16899	MB60R	Round End	60 X 8	1524 X 203
16901	MB72	Square End	72 X 8	1829 X 203
16903	MB72R	Round End	72 X 8	1829 X 203

Bull Float Blades Only

EDI	Part#	Description	Size-in.	Size-mm
16884	MB36B	Square End	36 X 8	914 X 203
16886	MB36RB	Round End	36 X 8	914 X 203
16888	MB42RB	Round End	42 X 8	1067 X 203
16890	MB45B	Square End	45 X 8	1143 X 203
16892	MB45RB	Round End	45 X 8	1143 X 203
13873	MB48B	Square End	48 X 8	1219 X 203
13872	MB48RB	Round End	48 X 8	1219 X 203
16894	MB54B	Square End	54 X 8	1372 X 203
16896	MB54RB	Round End	54 X 8	1372 X 203
16898	MB60B	Square End	60 X 8	1524 X 203
16900	MB60RB	Round End	60 X 8	1524 X 203
16902	MB72B	Square End	72 X 8	1829 X 203
16904	MB72RB	Round End	72 X 8	1829 X 203

Aluminum Bull Floats

- Aluminum blade with a double rib construction for added strength
- Long wearing and properly balanced
- Complete bracket assembly included that will accept any standard threaded handle section
- Sold 1 per inner pack/1 per outer pack; **BF428B** blade only sold 3 per inner pack/3 per outer pack



QLTTM MARSHALLTOWN

EDI	Part#	Size-in.	Size-mm
13862	BF422	42 X 7¼	1067 X 184
13864	BF428	48 X 7¼	1219 X 184
13000	BF428B	48 X 7¼	1219 X 184

West Coast Remodeler Bull Floats

- Extruded from magnesium alloy
- Lightweight, long wearing
- Comes with clevis style bracket
- Use with our 9 or 10 handle (sold separately) see page 88 for details
- Sold 1 per inner pack/1 per outer pack




MADE IN
U.S.A.

QLT BY MARSHALLTOWN

EDI	Part#	Description	Size-in.	Size-mm
13876	WCB48	Square End	48 X 8	1219 X 203
13863	WCB48R	Round end	48 X 8	1219 X 203
13750	3750	Clevis Bracket	N/A	N/A

Multigroove Bull Floats

- Made from the finest extruded magnesium available
- Grooves are 1/4" (6mm) wide and 1/4" (6mm) deep
- Brackets sold separately
- Excellent tool for applications where uniform grooves are necessary (water drainage)
- **New items indicated in Red**
- Sold 1 per inner pack/1 per outer pack




MADE IN
U.S.A.

MARSHALLTOWN The Premier Line

EDI	Part#	Spacing	Size-in.	Size-mm
12988	B245MT	1/2" (13mm)	24 X 8	610 X 203
12991	B2475MT	3/4" (19mm)	24 X 8	610 X 203
12994	B241MT	1" (25mm)	24 X 8	610 X 203
18795	B2415MT	1 1/2" (38mm)	24 X 8	610 X 203
12997	B24225MT	2 1/4" (57mm)	24 X 8	610 X 203
12989	B365MT	1/2" (13mm)	36 X 8	914 X 203
12992	B3675MT	3/4" (19mm)	36 X 8	914 X 203
12995	B361MT	1" (25mm)	36 X 8	914 X 203
18796	B3615MT	1 1/2" (38mm)	36 X 8	914 X 203
12998	B36225MT	2 1/4" (57mm)	36 X 8	914 X 203
12990	B485MT	1/2" (13mm)	48 X 8	1219 X 203
12993	B4875MT	3/4" (19mm)	48 X 8	1219 X 203
12996	B481MT	1" (25mm)	48 X 8	1219 X 203
18797	B4815MT	1 1/2" (38mm)	48 X 8	1219 X 203
12999	B48225MT	2 1/4" (57mm)	48 X 8	1219 X 203

Resin Bull Floats

- Works the slab like a wood float but it lasts many times longer
- Great for working color hardeners into concrete
- 6-hole mounting plate to fit the widest variety of mounting configurations
- Angle steel backbone for decreased blade twist
- Broken-in, beveled edges on ends of worksurface
- Sold 2 per inner pack/2 per outer pack



MARSHALLTOWN The Premier Line

EDI	Part#	Description	Size-in.	Size-mm
15624	RB24R	Round End	24 X 5	610 X 127
15601	RB24	Square End	24 X 5	610 X 127
15626	RB36R	Round End	36 X 7	914 X 178
15625	RB36	Square End	36 X 7	914 X 178
15628	RB42R	Round End	42 X 7	1067 X 178
15627	RB42	Square End	42 X 7	1067 X 178
15648	RB48R	Round End	48 X 7	1219 X 178
15629	RB48	Square End	48 X 7	1219 X 178

Wood Bull Floats

- Made of laminated poplar
- Tapered from 1 1/4" (32mm) thick at the center to 1 1/16" (18mm) thick at the ends
- Used to open the pores in setting concrete and to draw any excess water to the surface
- Comes with complete bracket assembly
- Sold 1 per inner pack/1 per outer pack



MADE IN
U.S.A.

MARSHALLTOWN The Premier Line

EDI	Part#	Size-in.	Size-mm
14696	LB36	36 X 8	914 X 203
14705	LB48	48 X 8	1219 X 203
14709	LB60	60 X 8	1524 X 203

Laminated Wood Bull Floats

- Using several handle sections, the finisher can float a slab well beyond normal reach
- Used to open the pores in setting concrete and to draw any excess water to the surface
- Comes with complete bracket assembly
- Sold 1 per inner pack/1 per outer pack



MADE IN
U.S.A.

QLT BY MARSHALLTOWN

EDI	Part#	Size-in.	Size-mm
13860	LF48	48 X 8	1219 X 203

Check us out on



You Tube

Find out great information about **MARSHALLTOWN** products and assembly instructions from your computer or mobile device


Uploaded videos 1:50 of 23

- Gison by Marshalltown Mortar Mixer Video**
MarshalltownCompany 552 views · 4 months ago
- Sharpshooter 2 Hopper Gun**
MarshalltownCompany 1,584 views · 1 month ago
- Finisher's Tool Video**
MarshalltownCompany 427 views · 1 month ago
- Portable Asphalt Meter Applicator Brief Over**
MarshalltownCompany 359 views · 7 months ago
- Marshalltown Skywalker Silts Features and**
MarshalltownCompany 2,293 views · 1 month ago
- History of Marshalltown**
MarshalltownCompany 347 views · 11 months ago
- Setting the Standard of Quality**
MarshalltownCompany 467 views · 1 month ago
- Rock N Roller vs Traditional Stamps**
MarshalltownCompany 2,577 views · 1 year ago
- DuoFix Features and Benefits**
MarshalltownCompany 824 views · 1 year ago
- Shockwave Power Scribed-Trailer**
MarshalltownCompany 440 views · 1 year ago

<http://www.youtube.com/MarshalltownCompany>

Gunite Fresno Trowels

- Exposed rivets on the underside for added strength
- Comes with an all-angle swivel attachment
- Use with our 9 or 10 series handle or 3749 bull float bracket adapter (sold separately)
- For use when working with gunite or "shotcrete"
- **M3142** comes with multi-mount bracket*
- Sold 1 per inner pack/1 per outer pack




MADE IN U.S.A.

MARSHALLTOWN The Premier Line

EDI	Part#	Size-in.	Size-mm
13142	3142	24 X 5	610 X 127
13005	M3142*	24 X 5	610 X 127

Fresno Trowels

- Superior quality high carbon steel blade
- Round ends leave less drag marks
- Use with our 9 or 10 series handle or 3749 bull float bracket adapter (sold separately)
- All-angle swivel attachment included
- Sold 1 per inner pack/1 per outer pack
- Available in inner pack quantities only



MADE IN U.S.A.

MARSHALLTOWN The Premier Line

EDI	Part#	Description	Size-in.	Size-mm
13724	C24R	Round	24 X 5	610 X 127
13630	C30	Square	30 X 5	762 X 127
13730	C30R	Round	30 X 5	762 X 127
13736	C36R	Round	36 X 5	914 X 127
13779	C48R	Round	48 X 5	1219 X 127
13781	C48	Square	48 X 5	1219 X 127

CONCRETE TOOLS

Multi-Mount Fresnos

- Superior quality high carbon steel blade
- Mounting block has center hole for swivel type bracket and end holes for two-hole brackets
- Can be used with all **MARSHALLTOWN** bull float brackets with two-hole mounting options
- Sold 1 per inner pack/1 per outer pack



MARSHALLTOWN The Premier Line Fresno w/ Swivel Bracket

EDI	Part#	Description	Size-in.	Size-mm
13001	MC24R	Round	24 X 5	610 X 127
13002	MC30	Square	30 X 5	762 X 127
13003	MC30R	Round	30 X 5	762 X 127
13004	MC36R	Round	36 X 5	914 X 127
13782	MC48R	Round	48 X 5	1219 X 127
13787	MC48	Square	48 X 5	1219 X 127

Fresno w/ All-Angle Bracket

EDI	Part#	Description	Size-in.	Size-mm
10648	MC24RAA	Round	24 X 5	610 X 127
10652	MC30AA	Square	30 X 5	762 X 127
10656	MC30RAA	Round	30 X 5	762 X 127
10660	MC36RAA	Round	36 X 5	914 X 127
13783	MC48RAA	Round	48 X 5	1219 X 127
13788	MC48AA	Square	48 X 5	1219 X 127

Fresno w/ Adjustable Threaded Bracket

EDI	Part#	Description	Size-in.	Size-mm
10649	MC24RTA	Round	24 X 5	610 X 127
10653	MC30TA	Square	30 X 5	762 X 127
10657	MC30RTA	Round	30 X 5	762 X 127
10661	MC36RTA	Round	36 X 5	914 X 127
13784	MC48RTA	Round	48 X 5	1219 X 127
13789	MC48TA	Square	48 X 5	1219 X 127

MARSHALLTOWN The Premier Line Fresno w/ Adjustable Push Button Bracket

EDI	Part#	Description	Size-in.	Size-mm
10650	MC24RPBA	Round	24 X 5	610 X 127
10654	MC30PBA	Square	30 X 5	762 X 127
10658	MC30RPBA	Round	30 X 5	762 X 127
10662	MC36RPBA	Round	36 X 5	914 X 127
13785	MC48RPBA	Round	48 X 5	1219 X 127
13790	MC48PBA	Square	48 X 5	1219 X 127

Fresno w/ RotaLeveler® Bracket

EDI	Part#	Description	Size-in.	Size-mm
10651	MC24RRL	Round	24 X 5	610 X 127
10655	MC30RL	Square	30 X 5	762 X 127
10659	MC30RRL	Round	30 X 5	762 X 127
10663	MC36RRL	Round	36 X 5	914 X 127
13786	MC48RRL	Round	48 X 5	1219 X 127
13791	MC48RL	Square	48 X 5	1219 X 127



Multi-Mount Fresnos

- Constructed of either durable high-carbon steel, or blue steel
- Available with either adjustable brackets or all-angle brackets
- Can be used with all **MARSHALLTOWN** bull float brackets with two-hole mounting options
- Available in round or square end
- Round ends leave less drag marks
- Sold 1 per inner pack/1 per outer pack



Carbon Steel Fresno w/ All-Angle Bracket

EDI	Part#	Description	Size-in.	Size-mm
13509	FR24AA	Square End	24 X 5	610 X 127
13518	FR24RAA	Round End	24 X 5	610 X 127
13519	FR30AA	Square End	30 X 5	762 X 127
13540	FR30RAA	Round End	30 X 5	762 X 127
13541	FR36AA	Square End	36 X 5	914 X 127
13542	FR36RAA	Round End	36 X 5	914 X 127
13543	FR42AA	Square End	42 X 5	1067 X 127
13544	FR42RAA	Round End	42 X 5	1067 X 127
13545	FR48AA	Square End	48 X 5	1219 X 127
13546	FR48RAA	Round End	48 X 5	1219 X 127

Blue Steel Fresno w/ All-Angle Bracket

EDI	Part#	Description	Size-in.	Size-mm
13547	FRB24AA	Square End	24 X 5	610 X 127
13548	FRB24RAA	Round End	24 X 5	610 X 127
13549	FRB30AA	Square End	30 X 5	762 X 127
13550	FRB30RAA	Round End	30 X 5	762 X 127
13551	FRB36AA	Square End	36 X 5	914 X 127
13552	FRB36RAA	Round End	36 X 5	914 X 127
13553	FRB42AA	Square End	42 X 5	1067 X 127
13554	FRB42RAA	Round End	42 X 5	1067 X 127
13555	FRB48AA	Square End	48 X 5	1219 X 127
13556	FRB48RAA	Round End	48 X 5	1219 X 127

Carbon Steel Fresno w/ Adjustable Threaded Bracket

EDI	Part#	Description	Size-in.	Size-mm
13557	FR24TA	Square End	24 X 5	610 X 127
13558	FR24RTA	Round End	24 X 5	610 X 127
13559	FR30TA	Square End	30 X 5	762 X 127
13560	FR30RTA	Round End	30 X 5	762 X 127
13561	FR36TA	Square End	36 X 5	914 X 127
13562	FR36RTA	Round End	36 X 5	914 X 127
13563	FR42TA	Square End	42 X 5	1067 X 127
13564	FR42RTA	Round End	42 X 5	1067 X 127
13565	FR48TA	Square End	48 X 5	1219 X 127
13566	FR48RTA	Round End	48 X 5	1219 X 127

Blue Steel Fresno w/ Adjustable Threaded Bracket

EDI	Part#	Description	Size-in.	Size-mm
13567	FRB24TA	Square End	24 X 5	610 X 127
13568	FRB24RTA	Round End	24 X 5	610 X 127
13569	FRB30TA	Square End	30 X 5	762 X 127
13570	FRB30RTA	Round End	30 X 5	762 X 127
13571	FRB36TA	Square End	36 X 5	914 X 127
13572	FRB36RTA	Round End	36 X 5	914 X 127
13573	FRB42TA	Square End	42 X 5	1067 X 127
13574	FRB42RTA	Round End	42 X 5	1067 X 127
13575	FRB48TA	Square End	48 X 5	1219 X 127
13576	FRB48RTA	Round End	48 X 5	1219 X 127


Carbon Steel Fresno w/ BF9 Bracket

EDI	Part#	Description	Size-in.	Size-mm
16216	FR36BF9	Square End	36 X 5	914 X 127
16217	FR36RBF9	Round End	36 X 5	914 X 127

Blue Steel Fresno w/ BF9 Bracket

EDI	Part#	Description	Size-in.	Size-mm
16218	FRB36BF9	Square End	36 X 5	914 X 127
16219	FRB36RBF9	Round End	36 X 5	914 X 127

Blue Gliders




- Made of blue spring steel
- A C-channel runs the length of the gliders to help strengthen the blade
- Included with the gliders is a hardware package that contains two bolts, two nuts, two lock washers and two flat washers
- "F" denotes flat end with 3" (76mm) radius corners
- Can be used with any Adjustable Tilt Brackets See pages 85-86 for details
- **New item indicated in Red**
- Sold 1 per inner pack/1 per outer pack



MARSHALLTOWN The Premier Line

EDI	Part#	Size-in.	Size-mm
13977	BG36	36 X 12 $\frac{3}{8}$ "	914 X 314
13979	BG36F	36 X 12 $\frac{3}{8}$ "	914 X 314
13981	BG42	42 X 12 $\frac{3}{8}$ "	1067 X 314
13983	BG42F	42 X 12 $\frac{3}{8}$ "	1067 X 314
13987	BG48	48 X 12 $\frac{3}{8}$ "	1219 X 314
13988	BG60	60 X 12 $\frac{3}{8}$ "	1524 X 314
13989	BG72	72 X 12 $\frac{3}{8}$ "	1829 X 314
18563	BG120	120 X 12 $\frac{3}{8}$ "	3048 X 314

Multigroove Fresnos




- Stainless steel, welded and riveted construction
- 2-in-1 bracket mounting allows for either single bolt or two bolt brackets to be used
- Ships with adjustable, two-bolt bull float bracket
- Can mount all standard brackets from swivel to Rock-It® or "Twister"
- Creates grooves 1/4" (6mm) wide, 1/4" (6mm) deep with three different spacings
- Intended for grooving safety ramps, etc
- Sold 1 per inner pack/1 per outer pack



MARSHALLTOWN The Premier Line

EDI	Part#	Size-in.	Size-mm	Spacing
16207	MGF2475	24 X 5	610 X 127	3/4" (19mm)
16208	MGF241	24 X 5	610 X 127	1" (25mm)
16209	MGF2415	24 X 5	610 X 127	1 1/2" (38mm)
16210	MGF3675	36 X 5	914 X 127	3/4" (19mm)
16211	MGF361	36 X 5	914 X 127	1" (25mm)
16212	MGF3615	36 X 5	914 X 127	1 1/2" (38mm)
16213	MGF4875	48 X 5	1219 X 127	3/4" (19mm)
16214	MGF481	48 X 5	1219 X 127	1" (25mm)
16215	MGF4815	48 X 5	1219 X 127	1 1/2" (38mm)

Fresno Trowels




- Superior quality high carbon steel blade
- Come with an all-angle swivel attachment
- "R" at the end of part number indicates rounded ends
- Use with our 9 or 10 series handle, a clevis adapter or 3749 bull float bracket adapter (sold separately) see page 88 for details
- Sold 1 per inner pack/6 per outer pack



EDI	Part#	Size-in.	Size-mm
13999	FR18R	18 X 5	457 X 127
13990	FR24	24 X 5	610 X 127
13991	FR24R	24 X 5	610 X 127
13992	FR30	30 X 5	762 X 127
13993	FR30R	30 X 5	762 X 127
13870	FR36	36 X 5	914 X 127
13871	FR36R	36 X 5	914 X 127
13994	FR42	42 X 5	1067 X 127
13995	FR42R	42 X 5	1067 X 127
13996	FR48	48 X 5	1219 X 127
13997	FR48R	48 X 5	1219 X 127

Threaded Handle Sections



- Available in either lightweight aluminum or magnesium construction
- The large threads can be combined with similar handles
- **WARNING:** When using handle extensions, always avoid contact with electrical power lines or any electrical source
- Sold 6 per inner pack/6 per outer pack, sold 3 per inner pack/3 per outer pack where noted with *
- Available in inner pack quantities only



MARSHALLTOWN The Premier Line

Magnesium Handle Sections

EDI	Part#	Size-in.	Size-mm	Diameter
14835	B5 60M	60	1524	1 3/4" (44mm)
14837	B5 72M	72	1829	1 3/4" (44mm)

Aluminum Handle Sections

EDI	Part#	Size-in.	Size-mm	Diameter
15511	B5 48	48	1219	1 3/4" (44mm)
14802	B5 60	60	1524	1 3/4" (44mm)
14804	B5 72	72	1829	1 3/4" (44mm)
15512	B5 96	96	2438	1 3/4" (44mm)
15513	B5 120*	120	3048	1 3/4" (44mm)
15514	B5 144*	144	3655	1 3/4" (44mm)

Fiberglass Extension Handle

- Made of lightweight and strong fiberglass
- Handle sections are non-conductive and are safer to use around electrical sources, although care should be taken not to come in contact with power lines
- Sections can easily be threaded together
- Sold 6 per inner pack/6 per outer pack




MARSHALLTOWN The Premier Line

EDI	Part#	Size-in.	Size-mm	Diameter
11169	B5 72TF	72	1829	1 1/2" (38mm)

Push Button Handle Sections

- Anodized spring loaded button-type aluminum sections snap together quickly and will not loosen during use
- WARNING:** When using handle extensions, always avoid contact with electrical power lines or any electrical source
- Sold 6 per inner pack/6 per outer pack
- Available in inner pack quantities only



MADE IN
U.S.A

MARSHALLTOWN The Premier Line

EDI	Part#	Size-in.	Size-mm	Diameter
14806	PB72	72	1829	1 3/8" (35mm)
14807	PB72L	72	1829	1 3/4" (44mm)

Magnesium Push Button Handle Sections

- Ultra lightweight and extra strong thick wall magnesium tubing
- Red powdercoated finish
- Designed to fit **MARSHALLTOWN** aluminum push button handle sections, brackets and adapters
- WARNING:** When using handle extensions, always avoid contact with electrical power lines or any electrical source
- Sold 6 per inner pack/6 per outer pack




QLT^{BY} MARSHALLTOWN

EDI	Part#	Description	Size-in.	Size-mm	Diameter
25638	RED700344M	Red Handle	72	1829	1 3/8" (35mm)
25642	RED700524M	Red Handle	72	1829	1 3/4" (44mm)
18623	17-7ASUM	Red Handle	84	2134	1 3/4" (44mm)
18624	17-9ASUM	Red Handle	108	2743	1 3/4" (44mm)

Push Button Handle Sections

- Constructed of thick-walled aluminum tubing
- Heat-treated, lightweight
- Quick connect snap spring positively locks handles in place
- WARNING:** When using handle extensions, always avoid contact with electrical power lines or any electrical source
- Sold 6 per inner pack/6 per outer pack, sold 3 per inner pack/3 per outer pack where noted with *
- Available in inner pack quantities only
- Poles 10' and longer ship LTL



QLT^{BY} MARSHALLTOWN

EDI	Part#	Description	Size-in.	Size-mm	Diameter
14839	PB48	Powder Coated - Blue	48	1219	1 3/8" (35mm)
14258	17-6ASU	Powder Coated - Blue	72	1829	1 3/8" (35mm)
25605	RED700344	Powder Coated - Red	72	1829	1 3/8" (35mm)
14840	PB96 *	Powder Coated - Blue	96	2438	1 3/8" (35mm)
25626	RED704661	Powder Coated - Red	96	2438	1 3/8" (35mm)
14843	PB144 *	Anodized - Silver	144	3655	1 3/8" (35mm)
14845	PB192 *	Anodized - Silver	192	4877	1 3/8" (35mm)
14846	PB48L	Powder Coated - Blue	48	1219	1 3/4" (44mm)
14259	17-8ASU	Powder Coated - Blue	72	1829	1 3/4" (44mm)
25609	RED700524	Powder Coated - Red	72	1829	1 3/4" (44mm)
14847	PB96L *	Powder Coated - Blue	96	2438	1 3/4" (44mm)
25631	RED790276	Powder Coated - Red	96	2438	1 3/4" (44mm)
14848	PB120L *	Anodized - Silver	120	3048	1 3/4" (44mm)
25611	RED700863	Powder Coated - Red	120	3048	1 3/4" (44mm)
14849	PB144L *	Anodized - Silver	144	3655	1 3/4" (44mm)
25608	RED700522	Powder Coated - Red	144	3655	1 3/4" (44mm)
14838	PB192L *	Anodized - Silver	192	4877	1 3/4" (44mm)

Push Button Handles - Insert Style

- Constructed of blue powder coated, thick-walled aluminum tubing
- Insert style connector allows for damaged poles to be modified
- Insert style connector constructed of anodized - silver
- Compatible with 1 3/4" (44mm) push button handles and adapters
- PBI120** and **PBI144** ship LTL only
- Sold 3 per inner pack/6 per outer pack
- WARNING:** When using handle extensions, always avoid contact with electrical power lines or any electrical source



QLT^{BY} MARSHALLTOWN

EDI	Part#	Description	Size-in.	Size-mm	Diameter
15100	PBI72	Handle	72	1829	1 3/4" (44mm)
15101	PBI96	Handle	96	2438	1 3/4" (44mm)
15102	PBI120	Handle	120	3655	1 3/4" (44mm)
15103	PBI144	Handle	144	4877	1 3/4" (44mm)
15104	PBI	Repl. Insert	N/A	N/A	N/A

Adjustable Poles

- Fiberglass outer tube and broom threaded end
- Aluminum inner tube
- Heavy duty
- WARNING:** When using handle extensions, always avoid contact with electrical power lines or any electrical source
- Sold 1 per inner pack/6 per outer pack




MADE IN
U.S.A

MARSHALLTOWN The Premier Line

EDI	Part#	Size-in.	Size-mm	Diameter
14830	FP48	51-96	1295-2438	1 1/4" (31mm)
14831	FP612	75-144	1905-3658	1 1/4" (31mm)
14832	FP832	78-213	1981-5401	1 1/4" (31mm)

Threaded Handle Adapters

- Modifies threaded handle into a clevis end
- Designed for use with standard broom threaded magnesium handle sections
- Can be used with concrete trowels, walking edgers and groovers and other tools with "post" type connectors
- "N" after part number denotes a narrower clevis attachment for a tighter fit
- Sold 1 per inner pack/50 per outer pack



BFH9

MARSHALLTOWN The Premier Line

EDI	Part#	Size-in.	Size-mm	Diameter
14812	BFH9	9	229	1 3/8" (35mm)
14787	BFH9N	9	229	1 3/8" (35mm)

Push Button Adapters

- Allows finisher to use threaded handles on adjustable bracket assemblies requiring a push button attachment
- 15538 features a male threaded end
- 15539 features a female threaded end
- Sold 6 per inner pack/6 per outer pack



15538

15539


MADE IN
U.S.A

MARSHALLTOWN The Premier Line

EDI	Part#	Size-in.	Size-mm	Diameter
15538	15538	10 1/2	267	1 3/4" (44mm)
15539	15539	8 1/2	216	1 3/4" (44mm)

Threaded Handle Adapter

- Converts push button handles to threaded extension handles
- For use with tools which require a threaded end; such as bull floats, concrete brooms and other tools
- Sold 1 per inner pack/6 per outer pack



QLTTM BY MARSHALLTOWN

EDI	Part#	Size-in.	Size-mm	Diameter
14255	17-12M7	12	305	1 3/8" (35mm)

Push Button Adapters

- FT6 and FT6N feature a steel clevis end
- "N" after part number denotes a narrower clevis attachment for a tighter fit
- Modifies push button handle sections for use with tools which require a steel clevis end; such as concrete trowels, walking edgers and groovers, and other tools with "post" type connectors
- BF8 features a threaded male end that modifies push button handle sections for use with tools which require a threaded end; such as bull floats, concrete brooms and other tools
- Can be used with our PB72 handle and similar handles (sold separately)
- Inner and outer pack quantities are shown in table



BF8

FT6


FT6N

MARSHALLTOWN The Premier Line

EDI	Part#	Size-in.	Size-mm	Diameter	Inner/Outer
14808	FT6	9	229	1 3/8" (35mm)	1/6
14774	FT6N	9	229	1 3/8" (35mm)	1/50
14810	BF8	9	229	1 3/8" (35mm)	1/3

Push Button Adapters

- Modifies push button handle sections for use with tools which require a steel clevis end; such as concrete trowels, walking edgers and groovers and other tools with "post" type connectors
- Sold 1 per inner pack/6 per outer pack



17-8F

17-13F

QLTTM BY MARSHALLTOWN

EDI	Part#	Size-in.	Size-mm	Diameter
14256	17-8F	8	203	1 3/8" (35mm)
14257	17-13F	8	203	1 3/4" (44mm)

Button Clips

- Single button clips for 1 3/8" (35mm) push button handles
- Double button clips for 1 3/4" (44mm) push button handles and adapters
- 1 box contains 12 clips
- Sold 1 box per inner pack/1 box per outer pack



MARSHALLTOWN The Premier Line

EDI	Part#	Buttons	Size-in.	Size-mm
12196	12196	Single	N/A	N/A
12197	12197	Double	N/A	N/A

Push Button Adapters

- Fit 1³/₈" (35mm) and 1³/₄" (44mm) push button handles
- Use with bull floats, fresnos, brooms, etc.
- **AHK4948** box contains 12 assemblies
- Sold 1 per inner pack/6 per outer pack, 1 per outer pack where noted with *




MARSHALLTOWN The Premier Line

EDI	Part#	Description	Origin
14818	4818	Clevis End	MADE IN U.S.A.
14819	4819	Male Thread	-
14820	4820	Female Thread	MADE IN U.S.A.
14821	4821	Post Adapter	-
14822	4822	Bull Float Adapter	MADE IN U.S.A.
14948	AHK4948*	Adapter Hardware Kit	MADE IN U.S.A.

Push Button Adapters

- Fit 1³/₈" (35mm) and 1³/₄" (44mm) push button handles
- Use with bull floats, fresnos, brooms, etc.
- Sold 1 per inner pack/1 per outer pack



QLT^{BY}MARSHALLTOWN

EDI	Part#	Description
20063	RED704405	Female Thread
20064	RED704406	Male Thread

Threaded Handle Adapter

- Modifies threaded handle into a clevis end
- Designed for use with standard broom threaded magnesium handle sections
- Can be used with concrete trowels, walking edgers and groovers and other tools with "post" type connectors
- Sold 1 per inner pack/1 per outer pack



QLT^{BY}MARSHALLTOWN

EDI	Part#	Description
20066	RED704408	Threaded Post Adapter

Auto-Just®

- This bracket changes pitch automatically by just pushing and pulling
- Eliminates twisting, turning, raising and lowering when floating concrete
- Either screw type or push button handles may be used
- Push button handle requires a threaded adapter
- Universal mounting plate is included-fits all two and four hole bull floats
- Sold 1 per inner pack/1 per outer pack




MADE IN U.S.A.

MARSHALLTOWN The Premier Line

EDI	Part#	Size-in.	Size-mm
14800	AB4	N/A	N/A

RotaLeveler® & Adapter

- Fits all two and four hole bull floats without adapters
- **RL6** is chain driven, **RL6C** is cable driven
- Features easy control adjustment, smooth operation and a large protected grease reservoir
- Accepts most 1³/₄" (44mm) and 1³/₈" (35mm) push button handles without adapters
- Easier to keep clean than most competitors' units
- Sold 1 per inner pack/1 per outer pack



MADE IN U.S.A.

MARSHALLTOWN The Premier Line

EDI	Part#	Size-in.	Size-mm
14801	RL6	N/A	N/A
14798	RL6C	N/A	N/A

Rock-It™

- Allows multi-angle floating
- Enables use with extension handles for extremely long ranges
- Full pitch controlled by half turn of handle
- Fits all magnesium bull floats without adapter plates
- Fits all push button handles -1³/₈" (35mm) and 1³/₄" (44mm) without additional adapters
- Sold 1 per inner pack/1 per outer pack



QLT^{BY}MARSHALLTOWN

EDI	Part#	Size-in.	Size-mm
14251	16-RKT-N	N/A	N/A

Rock-It™ 2.0

- Allows multi-angle floating
- Enables use with extension handles for extremely long ranges
- Full pitch controlled by half turn of handle
- Fits all magnesium bull floats without adapter plates
- Fits all push button handles - 1³/₈" (35mm) and 1³/₄" (44mm) without any additional adapters
- Sold 1 per inner pack/1 per outer pack



QLT BY MARSHALLTOWN

EDI	Part#	Size-in.	Size-mm
14799	BF9	N/A	N/A

"Twister" Bull Float Bracket

- Cast aluminum bracket
- Universal mounting that fits any two or four hole bull float without adapters
- Gear driven for continuous adjustment
- Gears maintain pitch of blade reducing stress on wrist and arms
- Fits 1³/₈" (35mm) and 1³/₄" (44mm) push button handles
- Sold 1 per inner pack/1 per outer pack




QLT BY MARSHALLTOWN

EDI	Part#	Size-in.	Size-mm
16191	T91	N/A	N/A

Eliminator™ - Composite Adapter

- Fits all two and four hole bull floats without adapters
- Composite body is non-conductive
- **RED705050W** is cable driven
- Features easy control adjustment, smooth operation and a large protected grease reservoir
- Accepts most 1³/₄" (44mm) and 1³/₈" (35mm) push button handles without adapters
- Sold 1 per inner pack/1 per outer pack



MARSHALLTOWN The Premier Line

EDI	Part#	Size-in.	Size-mm
20015	RED705050	N/A	N/A
20030	RED705050W	N/A	N/A

K2 - Composite Adapter

- Fits all two and four hole bull floats without adapters
- 1-to-1 turning ratio for easier handling
- Composite body is non-conductive
- Features easy control adjustment, smooth operation and a large protected grease reservoir
- Accepts most 1³/₄" (44mm) and 1³/₈" (35mm) push button handles without adapters
- Sold 1 per inner pack/1 per outer pack



MARSHALLTOWN The Premier Line

EDI	Part#	Size-in.	Size-mm
20037	REDK2	N/A	N/A

Mini Rock-It™

- Allows handle placement in any position within a 180° sweep
- Turn handle clockwise to lock in position; counter clockwise to unlock
- Connects push button handles to edgers, groovers, fresnos and bull floats
- Sold 1 per inner pack/6 per outer pack



QLT BY MARSHALLTOWN

EDI	Part#	Diameter
14252	16-MR	1 ³ / ₈ " (35mm)
14253	16-MRL	1 ³ / ₄ " (44mm)



360° Twist Brackets

- Compatible with bull floats, groovers, edgers, fresnos, brooms and more
- Allows quick, easy adjustments on the job
- 0° to 90° handle-angle adjustment and full 360° rotation of finishing tool
- Sold 1 per inner pack/6 per outer pack




MADE IN U.S.A.

MARSHALLTOWN The Premier Line

EDI	Part#	Description	Size-in.	Size-mm
10098	360STUDHD	Stud Head	N/A	N/A
10099	3602HOLE	2-Hole Head	N/A	N/A
10100	360UNIV6	Universal 6-Hole Head	N/A	N/A
10101	360RAHEAD	Right Angle Bracket Head	N/A	N/A
10103	360PBA138	Push Button Adapter	1 ³ / ₈	35
10113	360PBA134	Push Button Adapter	1 ³ / ₄	44
10117	360THREAD	Threaded Handle Adapter	N/A	N/A

EZ Twist Heads

- Compatible with bull floats, groovers, edgers, fresnos, brooms and more
- Allows quick, easy adjustments on the job
- 0° to 90° handle-angle adjustment and full 360° rotation of finishing tool
- Sold 1 per inner pack/6 per outer pack,

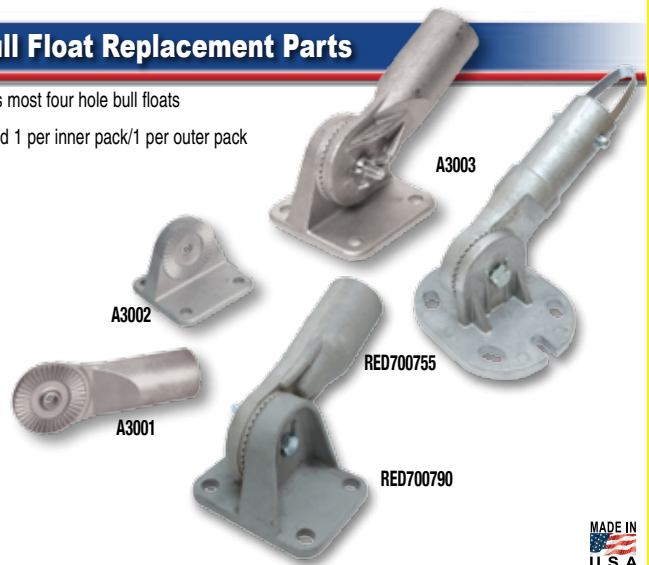


QLT BY MARSHALLTOWN

EDI	Part#	Description	Size-in.	Size-mm
21012	RED704995	Tang Adapter	N/A	N/A
21013	RED704996	Threaded Stud	N/A	N/A
21015	RED704998	6-Hole Plate	N/A	N/A
21016	RED704999	Right Angle Bracket	N/A	N/A
10103	360PBA138	Push Button Adapter	1 ³ / ₈	35
10113	360PBA134	Push Button Adapter	1 ³ / ₄	44
10117	360THREAD	Threaded Handle Adapter	N/A	N/A

Bull Float Replacement Parts

- Fits most four hole bull floats
- Sold 1 per inner pack/1 per outer pack



MADE IN U.S.A.

MARSHALLTOWN The Premier Line

EDI	Part#	Diameter
19162	A3001	Handle Socket
19164	A3002	Bracket Base
19166	A3003	Threaded Complete Assembly
20047	RED700755	Push Button Complete Assembly

Universal Mounting Plate

- Adapts bull floats and brackets to a two or four hole mounting
- Can be used with the Auto-Just® bull float bracket and similar brackets made by others
- Sold 1 per inner pack/1 per outer pack



MADE IN U.S.A.

MARSHALLTOWN The Premier Line

EDI	Part#	Size-in.	Size-mm
19176	A3008	N/A	N/A

Fresno Bull Float Bracket Adapter

- Bracket will operate a fresno with a bull float bracket
- Sold 1 per inner pack/1 per outer pack



MADE IN U.S.A.

QLT BY MARSHALLTOWN

EDI	Part#	Size-in.	Size-mm
13749	3749	N/A	N/A

Tool Weights

- Fits all **MARSHALLTOWN** and QLT bull floats, blue gliders and fresnos, as well as most other brands
- Sold in pairs, 1 per inner/outer pack



QLT BY MARSHALLTOWN

EDI	Part#	Size-lbs.	Size-kgs
13869	13869	5-each	2.25-each

Adapters for Multi-Mount Fresnos

- 3006 is an all-angle adapter and is used with a clevis end handle
- 3007 is the adjustable bracket and is used with a threaded bull float handle
- 3008 is the adjustable bracket and is used with a push button bull float handle
- Sold 1 per inner pack/1 per outer pack

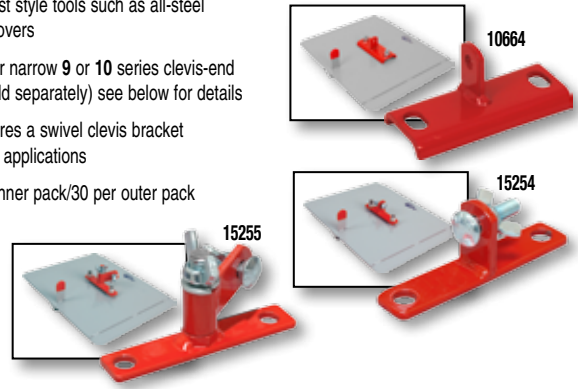


QLT BY MARSHALLTOWN

EDI	Part#	Description
13006	3006	All-Angle
13007	3007	Adjustable Threaded
13008	3008	Adjustable Push Button

2 Post Clevis Bracket

- Fits all 2-post style tools such as all-steel walking groovers
- Use with our narrow 9 or 10 series clevis-end handles (sold separately) see below for details
- 15255 features a swivel clevis bracket for all-angle applications
- Sold 6 per inner pack/30 per outer pack




QLT BY MARSHALLTOWN

EDI	Part#	Description
10664	10664	Clevis
15254	15254	Flat Clevis
15255	15255	All-angle

Fresno Trowel Adapter

- 3748 has rugged aluminum casting
- Designed specifically to connect standard threaded handle sections to a fresno, walking edger or groover or any other tools that are equipped with similar attachment devices
- 3748 has unique "wrench-flats" feature for easy removal
- Sold 6 per inner pack/72 per outer pack




QLT BY MARSHALLTOWN

EDI	Part#	Description
13748	3748	Molded Aluminum
20067	RED704432	Molded Composite

Wood Handles

- Wood handles are fitted with a steel clevis
- For use with tools with a clevis-style bracket
- Two sizes to choose from
- "NW" and "NC" after part number denotes a narrow clevis end for a tighter fit
- NW is a narrow weld clevis - slightly bendable
- NC is a narrow cast clevis - stays rigid
- Sold 1 per inner pack/6 per outer pack




MADE IN U.S.A

MARSHALLTOWN The Premier Line

EDI	Part#	Size-in.	Size-mm	Diameter	Width
14841	9	54	1372	1 ¹ / ₁₆ " 26mm	.32" 8mm
14768	9NC	54	1372	1 ¹ / ₁₆ " 26mm	.25" 6mm
14769	9NW	54	1372	1 ¹ / ₁₆ " 26mm	.25" 6mm
14842	10	72	1829	1 ¹ / ₂ " 39mm	.32" 8mm
14796	10NC	72	1829	1 ¹ / ₂ " 39mm	.25" 6mm
14797	10NW	72	1829	1 ¹ / ₂ " 39mm	.25" 6mm

Funny Trowel Handle Adapters

- Use with our clevis-end handles (sold separately) to turn a concrete finishing trowel into a small fresno
- 4826 includes a swivel clevis bracket for all-angle applications
- 4816 features two clevis handle mountings
- Sold 6 per inner pack/60 per outer pack, sold 6 per inner pack/30 per outer pack where noted with *



QLT BY MARSHALLTOWN

EDI	Part#	Description
14816	4816	Two Clevis Mountings
14817	4817*	Single Clevis Mounting
14826	4826	Swivel Clevis Mounting

Steel Spred-Kretes

- Choice of 12 or 14 gauge cold rolled steel blade
- Choice of 54" (1372mm) or 60" (1524mm) wood handle
- Sturdy steel ferrule is welded securely to the blade and holds the contoured handle firmly in place
- Superior to a jam type connector
- 826 and 827 ship unassembled
- Placer heads sold 6 per inner pack/6 per outer pack, handles sold 1 per inner pack/6 per outer pack
- H826-5 and H827-5 bulk packs of 32, preassembled with handles



MADE IN
U.S.A

MARSHALLTOWN The Premier Line

EDI	Part#	Description	Size-in.	Size-mm
14726	826	Placer w/Hook	20 X 4	508 X 102
14727	827	Placer w/o Hook	20 X 4	508 X 102
14828	828	Wood Handle	54 X 1 1/4	1372 X 32

Bulk Packs of 32 - 12-gauge Steel Blade w/54"(1372mm) Wood Handle

EDI	Part#	Description	Blade Size-in.	Blade Size-mm
14401	H826-5	Bulk of 32 w/Hook	20 X 4	508 X 102
14403	H827-5	Bulk of 32 w/o Hook	20 X 4	508 X 102

Texas Placers

- Blade of 12-gauge powder coated steel
- Comes with 60 X 1 1/4" (1524 X 32mm) hardwood contoured handle
- Comes with 48 X 1 1/4" (1219 X 32mm) hardwood contoured handle where noted with *
- Heavy weighted handle is ideal for placing dense pervious concrete
- Ships assembled
- TP159, TP159H, TP648 and TP648H sold 5 per inner pack/5 per outer pack
- TP159-5, TP159H-5, TP648-5 and TP648H-5 are bulk packs of 32, preassembled with handle
- Available in inner pack quantities only




MARSHALLTOWN The Premier Line

EDI	Part#	Description	Size-in.	Size-mm
12648	TP648*	Placer w/o hook	20 X 5	508 X 127
12649	TP648-5*	Bulk of 32 w/o hook	20 X 5	508 X 127
12682	TP648H*	Placer w/ hook	20 X 5	508 X 127
12683	TP648H-5*	Bulk of 32 w/ hook	20 X 5	508 X 127
14159	TP159	Placer w/o hook	20 X 5	508 X 127
14163	TP159-5	Bulk of 32 w/o hook	20 X 5	508 X 127
14165	TP159H	Placer w/ hook	20 X 5	508 X 127
14167	TP159H-5	Bulk of 32 w/ hook	20 X 5	508 X 127

Concrete Spreader

- Lightweight steel placer with rib for extra stiffness
- Ships pre-assembled with 54" x 1 1/8" (1372 x 26 mm) wood handle
- Available with or without hook
- Sold 5 per inner pack/ 5 per outer pack
- CSHDL replacement handle sold 1 per inner pack/ 6 per outer pack



MADE IN
U.S.A

MARSHALLTOWN The Premier Line

EDI	Part#	Description	Size-in.	Size-mm
16247	CS247	Spreader w/o hook	19 1/2 X 4	495 X 102
16248	CS247H	Spreader w/ hook	19 1/2 X 4	495 X 102
16249	CSHDL	Repl. Handle	54 X 1 1/8	1372 X 28

All Aluminum Push-N-Pull Placer

- Ideal tool for pushing and pulling concrete into place
- Lightweight aluminum construction
- Durable powder coated handle and rubberized grip
- Handle measures 60 X 1 3/8" (1524 X 35mm)
- Sold 5 per inner pack/5 per outer pack




MADE IN
U.S.A

MARSHALLTOWN The Premier Line

EDI	Part#	Blade Size-in.	Blade Size-mm
24915	RED700200A	20 X 4	508 X 102

Push-N-Pull Aluminum Placer

- Ideal tool for pushing and pulling concrete into place
- Sturdy, oversized 60" (1524mm) wood handle
- Lightweight aluminum head for less fatigue and more control
- Sold 5 per inner pack/5 per outer pack



MADE IN
U.S.A

MARSHALLTOWN The Premier Line

EDI	Part#	Blade Size-in.	Blade Size-mm
10325	WAP120	20	508
10327	WAP130	30	762
10329	WAPHDL	N/A	N/A

All Aluminum Placers

- Aluminum construction, powder coated with soft grip end-cap
- Braced for additional strength
- 60" (1524mm) long
- **AP753H** has a hook
- Sold 5 per inner pack/5 per outer pack
- Available in inner pack quantities only



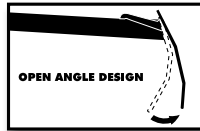
MADE IN
U.S.A

MARSHALLTOWN The Premier Line

EDI	Part#	Description	Blade Size-in.	Blade Size-mm
14753	AP753	Placer w/o Hook	19½ X 4	495 X 102
13739	AP753H	Placer w/ Hook	19½ X 4	495 X 102

All Aluminum Open Angle Pull Crete

- Lightweight aluminum construction
- Braced for additional strength
- Durable powder coated handle and rubberized grip
- Handle measures 60 X 1 1/8" (1524 X 35mm)
- Sold 5 per inner pack/5 per outer pack



MADE IN
U.S.A

MARSHALLTOWN The Premier Line

EDI	Part#	Description	Blade Size-in.	Blade Size-mm
24837	RED700158	Placer w/o Hook	20 X 3¾	508 X 95
24835	RED700156	Placer w/Hook	20 X 3¾	508 X 95

Aluminum Pull Crete Fiberglass Handle

- Braced for additional strength
- Lightweight fiberglass handle
- Open angle profile
- Handle measures 54 X 1 1/8" (1372 X 26mm)
- Sold 5 per inner pack/5 per outer pack




MADE IN
U.S.A

MARSHALLTOWN The Premier Line

EDI	Part#	Description	Blade Size-in.	Blade Size-mm
24857	RED700928	Braced	20 X 4	508 X 102
24860	RED700990	Braced w/Hook	20 X 4	508 X 102
24537	RED704842	54" Fiberglass Repl. Handle	N/A	N/A

Aluminum Pull Crete

- Braced for additional strength
- Wood handle measures 54 X 1 1/8" (1372 X 35mm) or 60 X 1 1/8" (1524 X 35mm)
- Sold 5 per inner pack/5 per outer pack



MADE IN
U.S.A

MARSHALLTOWN The Premier Line

Aluminum Placer w/54"(1372mm) Wood Handle

EDI	Part#	Description	Blade Size-in.	Blade Size-mm
24833	RED700152	Placer Braced	20 X 4	508 X 102
24834	RED700153	Placer Braced w/Hook	20 X 4	508 X 102

Aluminum Placer w/60"(1524mm) Wood Handle

EDI	Part#	Description	Blade Size-in.	Blade Size-mm
24849	RED700567	Placer Braced	20 X 4	508 X 102
24836	RED700157	Placer Braced w/Hook	20 X 4	508 X 102

Lightweight Aluminum Placers

- Strong, lightweight aluminum head
- Head is braced for additional strength
- All items come preassembled with a 54" (1372mm) wood handle
- Blade measures 19½ X 4" (495 X 102mm)
- **AP867** and **AP867H** sold 5 per inner pack/5 per outer pack
- **AP867-5** and **AP867H-5** bulk packs of 32

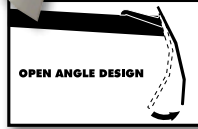


QLT[™] MARSHALLTOWN

EDI	Part#	Description	Blade Size-in.	Blade Size-mm
16867	AP867	Placer w/o Hook	19½ X 4	495 X 102
16869	AP867H	Placer w/Hook	19½ X 4	495 X 102
16868	AP867-5	Bulk of 32	N/A	N/A
16870	AP867H-5	Bulk of 32	N/A	N/A
16871	AP867RH	Repl. Handle	N/A	N/A

Aluminum Econo Crete

- Braced for additional strength
- Made of 10 gauge aluminum alloy
- Open angle profile
- Wood handle measures
54 X 1³/₈" (1372 X 35mm) or
60 X 1³/₈" (1524 X 35mm)
- Sold 5 per inner pack/5 per outer pack



QLT BY MARSHALLTOWN



Aluminum Placer w/54" (1372mm) Wood Handle

EDI	Part#	Description	Blade Size-in.	Blade Size-mm
24843	RED700505	Placer Braced	20 X 4	508 X 102
24844	RED700520	Placer Braced w/Hook	20 X 4	508 X 102

Aluminum Placer w/60" (1524mm) Wood Handle


EDI	Part#	Description	Blade Size-in.	Blade Size-mm
24847	RED700561	Placer Braced	20 X 4	508 X 102
24845	RED700521	Placer Braced w/Hook	20 X 4	508 X 102

Replacement Handles

EDI	Part#	Description	Size-in.	Size-mm
24993	RED704335	Wood Handle	54 X 1 ³ / ₈	1372 X 26

Pul-Krete

- Blade is made of 12-gauge cold rolled steel
- Comes with 54 X 1¹/₈" (1372 X 26mm) hardwood handle
- **CM419** sold 2 per inner pack/2 per outer pack
- **CM419-5** bulk pack of 32, preassembled with handle
- Available in inner pack quantities only

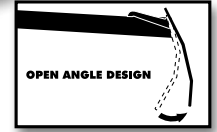


QLT BY MARSHALLTOWN

EDI	Part#	Description	Blade Size-in.	Blade Size-mm
13877	CM419	Pul-Krete	19 X 4	483 X 102
14433	CM419-5	Bulk of 32	N/A	N/A

Open Angle Aluminum Placer Heads

- Strong, lightweight tool spreads and grades concrete
- Blade angle promotes a more upright stance
- Two metal braces for greater strength
- Use with 1³/₈" (35mm) push button poles (sold separately)
- Sold 1 per inner pack/6 per outer pack




QLT BY MARSHALLTOWN

EDI	Part#	Description	Blade Size-in.	Blade Size-mm
16905	APH195	Head w/o Hook	19 ¹ / ₂ X 4	495 X 102
16906	APH195H	Head w/ Hook	19 ¹ / ₂ X 4	495 X 102

Aluminum Placer Heads

- Strong, lightweight tool spreads and grades concrete
- Two metal braces for greater strength
- **APH24H** and **APH30H** have hooks
- Use with 1³/₈" (35mm) push button poles (sold separately)
- Sold 1 per inner pack/6 per outer pack



QLT BY MARSHALLTOWN

EDI	Part#	Description	Blade Size-in.	Blade Size-mm
13735	APH24H	Head w/ Hook	24 X 4	610 X 102
13737	APH30	Head w/o Hook	30 X 4	762 X 102
13738	APH30H	Head w/ Hook	30 X 4	762 X 102

Shockwave™ Power Screenshot

- Excellent vibration dampening (little vibration passed on to operator)
- Fully adjustable handlebars and grips
- Power trowel style throttle lever - does not require constant contact
- Reliable 1.3hp GX35 Honda® 4-stroke engine
- Direct drive shaft for extended life
- On board tachometer/hour meter great for rental and scheduled maintenance
- Easy to adjust eccentric weights that are completely protected from concrete splatter
- Accessible handles for easy lifting and transport
- Unique frame provides superior engine protection
- Sold 1 per inner pack/1 per outer pack



Shockwave™ Screed Boards

- L-shaped board is ideal for wet screeding and works well for form-to-form screeding
- Curl edge keeps concrete rolling forward
- Constructed of aluminum alloy engineered to withstand prolonged vibration
- SWSBLADE16P2 has two sets of mounting holes and requires two power units
- **New items indicated in red in table**
- Boards 10' and longer ship LTL
- Sold 1 per inner pack/1 per outer pack

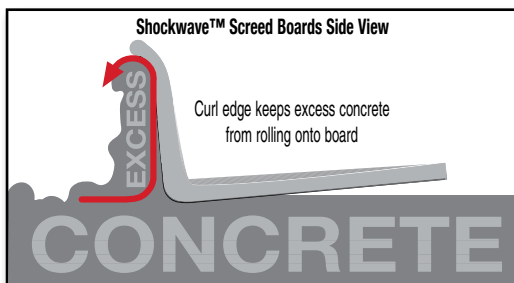
4.5' BLADE PERFECT FOR SCREEDING SIDEWALKS!

MARSHALLTOWN The Premier Line

EDI	Part#	Description
13261	SW100H	Screed Power Unit - Honda® Engine

MARSHALLTOWN The Premier Line

EDI	Part#	Size-ft.	Size-M
13336	SWSBLADE4	4	1.2
19288	SWSBLADE4.5	4.5	1.37
13281	SWSBLADE6	6	1.8
13283	SWSBLADE8	8	2.4
13284	SWSBLADE10	10	3.0
13287	SWSBLADE12	12	3.7
13290	SWSBLADE14	14	4.3
13291	SWSBLADE16	16	4.9
12950	SWSBLADE16P2	16	4.9



Shockwave Replacement Parts

EDI	Part#	Size-ft.
13308	13308	Handles with Grips
13309	13309	Grips
13310	ENG-HONDA	Honda Engine
13312	13312	Throttle Lever
13313	13313	Throttle Cable
13314	13314	Handle Bars
13315	13315	Handle Bar Clamp with Hardware
13316	13316	Handle Bar Clamp Hardware Only
13317	13317	On/Off Switch w/ Wires
13318	13318	On/Off Switch Wires
13319	13319	Tachometer
13320	13320	Eccentric Cover with Hardware
13321	13321	Kickstand
13322	13322	Kickstand Hardware
13323	13323	Drive Train
13324	13324	Clutch
13325	13325	Vibration Dampening Kit
12951	12951	Frame Only
12952	12952	Eccentric Cover Hardware Only
13330	13330	Eccentric Weight & Hardware
13331	13331	Eccentric Weight Hardware Only
13332	13332	Machine Base
13333	13333	Blade Locking Hardware
13334	13334	Drive Shaft
13335	13335	Drive Shaft Housing



Assembly Video



In-use Video



- 10 gauge Heavy-Duty galvanized triangular shaped steel frame with vibration proof welds
- Bolt-On replaceable blades
- Eccentric Shaft Vibration System
- 9 HP or 11 HP Honda® engines available
- Capable of reaching greater floor flatness (Ff) and floor levelness (Fl) numbers than vibratory and hand screeds
- Maximum width of 65 feet
- Winch cables attach to form stakes near end of the pour
- Hydraulic winch available for effortless movement of the truss screed on forms
- Sold 1 per inner pack/1 per outer pack



Manual Winch Group Option (18379)
Requires end handle group (18378)



Power Winch Group Option
(Contains 2)



MARSHALLTOWN The Premier Line

EDI	Part#	Description
18371	TS10S	Truss Screed, 10' Section, Steel
18372	TS75S	Truss Screed, 7.5' Section, Steel
18373	TS5S	Truss Screed, 5' Section, Steel
18374	TS25S	Truss Screed, 2.5' Section, Steel
18375	TS2S	Truss Screed, 2' Section, Steel
18376	TSLPEK9	Low Profile Engine Kit, 9HP
18377	TSLPEK11	Low Profile Engine Kit, 11HP
18378	TSEHG	End Handle Group (Contains 2)
18379	TSMWG	Manual Winch Group (Contains 2)
18380	TSPWG	Power Winch Group, HVY DUTY

A complete screed must include:

- At least a 5' section of Truss Screed
- Choice of low profile engine kit
- Choice of winch group

End handle group:

- Comes standard with power winch group
- Must be purchased in addition to the manual winch group

Line Boss™

- LB14 accepts up to 14" (356mm) blade, up to 18" (457mm) blade for LB18
- Ergonomically designed adjustable handle bars and exclusive hip control bar
- Vibration reducing all steel box frame is precision welded to prevent twisting
- Perfect weight to maintain straight cuts
- Precision machined 1" (25mm) dual arbors allow left or right cutting
- Easy to remove blade guard is contoured to reduce slurry build up
- Max cutting depth of 4 5/8" (117mm) (LB14), 6 5/8" (168mm) (LB18)
- 11 hp Honda engine w/ Cyclone air filter (LB14)
- 13 hp Honda engine w/ Cyclone air filter (LB18)
- Water tanks available
- Sold 1 per inner pack/1 per outer pack



Water Inlet



Control Panel



Water Inlet

MADE IN
U.S.A

MARSHALLTOWN The Premier Line

EDI	Part#	Description	Size-in.	Size-mm
12638	LB14	Concrete Saw	14	356
12639	LB18	Concrete Saw	18	457

EDI	Part#	Description	Size-Gal.	Size-L
11820	M23017	Water Tank Kit LB18	5.0	19
11821	M23043	Water Tank Kit LB14	8.0	30
11822	M23044	Water Tank Kit LB18	8.0	30



Control Panel




LB14



LB18

Aluminum Alloy Screeds

- Premium high strength aluminum alloy won't rust or rot; more damage and warp resistant
- End capped to prevent concrete from getting inside
- Lightweight, long wearing and rigid
- H-style design for added strength
- Lengths available 6-24' (1.8- 7.3M)
- **WARNING:** When using screeds always avoid contact with electrical power lines or any electrical source
- Screeds 10' (3M) or longer ship LTL
- Sold 1 per inner pack/1 per outer pack, 2 per inner pack/2 per outer pack where noted with *
- Available in inner pack quantities only




MADE IN
U.S.A

MARSHALLTOWN The Premier Line

EDI	Part#	Size-standard	Size-metric
14778	14778*	6' X 1" X 4"	1.8M X 25mm X 102mm
14779	14779*	8' X 1" X 4"	2.4M X 25mm X 102mm
14780	14780*	10' X 1" X 4"	3M X 25mm X 102mm
14781	14781*	12' X 1" X 4"	3.7M X 25mm X 102mm
14782	14782*	14' X 1" X 4"	4.3M X 25mm X 102mm
14783	14783*	16' X 1" X 4"	4.9M X 25mm X 102mm
14833	14833	6' X 1½" X 3½"	1.8M X 38mm X 89mm
14770	14770	8' X 1½" X 3½"	2.4M X 38mm X 89mm
14771	14771	10' X 1½" X 3½"	3M X 38mm X 89mm
14772	14772	12' X 1½" X 3½"	3.7M X 38mm X 89mm
14773	14773	14' X 1½" X 3½"	4.3M X 38mm X 89mm
14775	14775	16' X 1½" X 3½"	4.9M X 38mm X 89mm
14776	14776	20' X 1½" X 3½"	6.1M X 38mm X 89mm
14777	14777	24' X 1½" X 3½"	7.3M X 38mm X 89mm
14784	14784	6' X 2" X 4"	1.8M X 51mm X 102mm
14785	14785	8' X 2" X 4"	2.4M X 51mm X 102mm
14786	14786	10' X 2" X 4"	3M X 51mm X 102mm
14788	14788	12' X 2" X 4"	3.7M X 51mm X 102mm
14789	14789	14' X 2" X 4"	4.3M X 51mm X 102mm
14790	14790	16' X 2" X 4"	4.9M X 51mm X 102mm
14791	14791	20' X 2" X 4"	6.1M X 51mm X 102mm
14792	14792	24' X 2" X 4"	7.3M X 51mm X 102mm
14793	14793	16' X 2" X 5"	4.9M X 51mm X 127mm
14794	14794	20' X 2" X 5"	6.1M X 51mm X 127mm
14795	14795	24' X 2" X 5"	7.3M X 51mm X 127mm

Magnesium Alloy Screeds

- Made from magnesium alloy, won't rust or rot
- End capped to prevent concrete from getting inside
- Lightweight, long wearing and rigid
- **WARNING:** When using screeds always avoid contact with electrical power lines or any electrical source
- Screeds 10' (3M) or longer ship LTL
- Sold 1 per inner pack/1 per outer pack, 2 per inner pack/2 per outer pack where noted with *
- Available in inner pack quantities only



MADE IN
U.S.A


MARSHALLTOWN The Premier Line

EDI	Part#	Size-standard	Size-metric
14746	4746*	6' X 1" X 4"	1.8M X 25mm X 102mm
14748	4748*	8' X 1" X 4"	2.4M X 25mm X 102mm
14750	4750*	10' X 1" X 4"	3M X 25mm X 102mm
10584	10584	8' X 1½" X 3½"	3M X 38mm X 89mm
10585	10585	10' X 1½" X 3½"	2.4M X 38mm X 89mm
14733	4733	12' X 1½" X 3½"	3.7M X 38mm X 89mm
14734	4734	14' X 1½" X 3½"	4.3M X 38mm X 89mm
14735	4735	16' X 1½" X 3½"	4.9M X 38mm X 89mm
10586	10586	20' X 1½" X 3½"	6.1M X 38mm X 89mm
10587	10587	24' X 1½" X 3½"	7.3M X 38mm X 89mm
10588	10588	6' X 2" X 4"	1.8M X 51mm X 102mm
14752	4752	8' X 2" X 4"	2.4M X 51mm X 102mm
14754	4754	10' X 2" X 4"	3M X 51mm X 102mm
14723	822	12' X 2" X 4"	3.7M X 51mm X 102mm
14724	824	14' X 2" X 4"	4.3M X 51mm X 102mm
14725	825	16' X 2" X 4"	4.9M X 51mm X 102mm
10589	10589	18' X 2" X 4"	5.5M X 51mm X 102mm
10590	10590	20' X 2" X 4"	6.1M X 51mm X 102mm
10591	10591	24' X 2" X 4"	7.3M X 51mm X 102mm
10593	10593	8' X 2" X 5"	2.4M X 51mm X 127mm
10594	10594	10' X 2" X 5"	3M X 51mm X 127mm
10595	10595	12' X 2" X 5"	3.7M X 51mm X 127mm
10596	10596	16' X 2" X 5"	4.9M X 51mm X 127mm
10597	10597	20' X 2" X 5"	6.1M X 51mm X 127mm
10598	10598	24' X 2" X 5"	7.3M X 51mm X 127mm

CONCRETE TOOLS

Screed Handles

- Attach to each end of screed board for sawing applications
- Comfortable soft grip handles
- Sold as a set of 4 handles, with mounting hardware and template
- Sold 1 set per inner pack/1 set per outer pack



OLT BY MARSHALLTOWN

EDI	Part#	Size-in.	Size-mm
10665	10665	N/A	N/A

Combo Screed

- Lightweight aluminum construction
- Can be used as a screed, float or check rod
- Dual-edge design, sharp edge for cutting and round edge for floating concrete
- Attach handle to the bottom side of screed for double the life
- Handle adjusts to desired position for better comfort
- 13745 & 13746 ship LTL
- Sold 1 per inner pack/1 per outer pack



MADE IN U.S.A

MARSHALLTOWN The Premier Line

EDI	Part#	Size-in.	Size-metric
13741	13741	48 X 2 X 1 1/2"	1.2M X 51mm X 41mm
13743	13743	72 X 2 X 1 1/2"	1.8M X 51mm X 41mm
13744	13744	96 X 2 X 1 1/2"	2.4M X 51mm X 41mm
13745	13745	120 X 2 X 1 1/2"	3.0M X 51mm X 41mm
13746	13746	144 X 2 X 1 1/2"	3.7M X 51mm X 41mm

Screed Shaker™

- Attaches to wooden 2 X 6" board up to 16' (4.9M) long and metal screed boards up to 20' (6.1M)
- Adjusts to any screed board 2" (51mm) thick or less
- Levels concrete quickly and easily
- Allows a stiffer mix of concrete to be poured, resulting in a stronger slab
- Brings more cream to the surface making finishing easier
- Sold 1 set per inner pack/1 set per outer pack



MADE IN U.S.A

MARSHALLTOWN The Premier Line

EDI	Part#	Size-in.	Size-mm
10459	SV459	N/A	N/A

Flat Wire Brooms

- Machined aluminum tubing will not warp or crack
- Steel tines provide stiffness for grooving while flexing for durability
- Intended for providing a uniform groove in concrete roadways, bridges and ramps for drainage and traction
- Comes with threaded handle adapter installed; adapter can be removed for use with clevis end handle
- Tines are 5" (127mm) long and 1/8" (3mm) wide
- Replacement tines come 10 per bag
- Other spacings available by special order including random spacing to meet many state highway specifications; please call customer service for special order requirements
- **New items indicated in red in table**
- Sold 1 per inner pack/1 per outer pack



MADE IN U.S.A

MARSHALLTOWN The Premier Line

EDI	Part#	Spacing	Size-in.	Size-mm
14850	14850	1/2" (13mm)	24	610
14851	14851	5/8" (16mm)	24	610
14852	14852	3/4" (19mm)	24	610
14853	14853	7/8" (22mm)	24	610
14854	14854	1" (25mm)	24	610
14855	14855	1/2" (13mm)	36	914
14856	14856	5/8" (16mm)	36	914
14857	14857	3/4" (19mm)	36	914
14858	14858	7/8" (22mm)	36	914
14859	14859	1" (25mm)	36	914
14860	14860	1/2" (13mm)	48	1219
14861	14861	5/8" (16mm)	48	1219
14862	14862	3/4" (19mm)	48	1219
14863	14863	7/8" (22mm)	48	1219
14864	14864	1" (25mm)	48	1219
14865	14865	1/2" (13mm)	60	1524
14866	14866	5/8" (16mm)	60	1524
14867	14867	3/4" (19mm)	60	1524
14868	14868	7/8" (22mm)	60	1524
14869	14869	1" (25mm)	60	1524
14870	14870	Repl. Tines	N/A	N/A


State Specific Spacing (all repeat)

EDI	Part#	Spacing	Size-in.
18730	18730	Louisiana - 3/8", 5/8", 1/2", 3/4", 1 1/4"	24
18731	18731	Louisiana - 3/8", 5/8", 1/2", 3/4", 1 1/4"	36
18732	18732	Louisiana - 3/8", 5/8", 1/2", 3/4", 1 1/4"	48
18733	18733	Louisiana - 3/8", 5/8", 1/2", 3/4", 1 1/4"	60
25931	RED700448	Indiana - 7/8", 3/4", 3/4", 1", 3/4", 3/4", 1 1/8"	48
25982	RED701437	Indiana - 7/8", 1/2", 1", 5/8", 3/4", 1 1/8", 1/2", 5/8"	48
26031	RED750114	South Dakota*	36

*3/4", 1 3/8", 3/4", 3/4", 7/8", 5/8", 1 1/8", 1 5/8", 3/4", 1 3/8", 1 1/2", 7/8", 5/8", 1 1/4", 7/8", 1 1/8", 7/8", 1 1/4", 1 1/2", 1 5/8", 5/8", 1", 1 1/2", 1 1/8", 3/4", 1 1/2", 5/8", 3/4", 1 5/8", 3/4", 7/8", 1 3/8", 1", 5/8"

Broom-Float Adapter Bracket & Brooms

- Allows floating and brooming in one pass
- Eliminates reaching and lifting
- Brooms available from 36 to 72" (914 to 1829mm)
- Bracket can be used with flat wire brooms
- Bracket includes attachments for bull floats, blue gliders, and multi-mount fresnos
- For the best finish, broom or flat wire texture broom should extend beyond float on both sides
- Brooms can be used separately by using 6516 adapter (sold separately) see page 98
- Bracket sold 1 per inner pack/1 per outer pack, brooms sold 1 per inner pack/6 per outer pack



See Bull Floats on pages 76-78 (sold separately)



MARSHALLTOWN The Premier Line

EDI	Part#	Description	Size-in.	Size-mm
14013	AB4013	Bracket	N/A	610
14014	BFB36	Broom	36	914
14015	BFB40	Broom	40	1016
14016	BFB48	Broom	48	1219
14017	BFB54	Broom	54	1372
14018	BFB60	Broom	60	1524
14019	BFB72	Broom	72	1829

Aluminum Backed Concrete Brooms

- 3" (76mm) poly or horsehair fibers set in a lightweight aluminum back
- Used to brush concrete after floating
- Clevis handle mounting bracket included
- Sold 1 per inner pack/6 per outer pack



MARSHALLTOWN The Premier Line

EDI	Part#	Description	Size-in.	Size-mm
16423	423	Polypropylene	24	610
16343	427	Polypropylene	36	914
16428	428	Polypropylene	48	1219
15173	429	Polypropylene	60	1524
15174	430	Polypropylene	72	1829

Horsehair Concrete Brooms

EDI	Part#	Description	Size-in.	Size-mm
15175	423HH	Horsehair Blend	24	610
15176	427HH	Horsehair Blend	36	914
15177	428HH	Horsehair Blend	48	1219
15178	429HH	Horsehair Blend	60	1524
15179	430HH	Horsehair Blend	72	1829

Extra Soft White Poly Fiber Concrete Brooms

EDI	Part#	Description	Size-in.	Size-mm
20411	RED700513	Polypropylene-White	24	610
20412	RED700514	Polypropylene-White	30	762
20413	RED700515	Polypropylene-White	36	914
20414	RED700516	Polypropylene-White	48	1219

Wood Backed Concrete Brooms

- Long wearing 3" (76mm) black polypropylene bristles set solidly into a natural lacquered hardwood block
- Threaded hole accepts any standard broom handle
- Ideal for applying non-slip finish to newly finished concrete surfaces
- Sold 1 per inner pack/6 per outer pack



MARSHALLTOWN The Premier Line

EDI	Part#	Size-in.	Size-mm
16600	799	18	457
16420	830	24	610
16424	847	36	914
16425	848	48	1219

Horsehair Brooms

- Long wearing 2 1/2" (64mm) 100% horsehair bristles set solidly into a natural lacquered hardwood block
- Threaded hole accepts any standard broom handle
- Ideal for applying non-slip finish to newly finished concrete surfaces
- Sold 1 per inner pack/6 per outer pack



6596



MARSHALLTOWN The Premier Line

EDI	Part#	Size-in.	Size-mm
16596	6596	18	457
16597	6597	24	610
16598	6598	36	914
16599	6599	48	1219

Broom Adapters

- 6515 has an all-angle center mount
- Cut out section of adapter fits over broom bracket and accepts broom thread handle
- 6516 mounts to most broom heads and accepts the 6515 allowing broom heads to be used with different handles
- RED704433 & RED704827 connect threaded handle sections to different broom adaptors or brooms
- Sold 6 per inner pack/36 per outer pack



6516

6515

RED704433

RED704827

MARSHALLTOWN The Premier Line

EDI	Part#	Description
16515	6515	Threaded Handle Clevis Adapter
16516	6516	Clevis Adapter Base Bracket
20068	RED704433	Poly Threaded Adapter
20079	RED704827	Cast Aluminum Threaded Adapter w/Wrench Flats

Handle Brushes

- Offset hand grip gives a variety of gripping locations
- 3" (76mm) long bristles
- Excellent brush for texturing concrete in curbs, gutters, and other tight places
- Sold 1 per inner pack/6 per outer pack



MADE IN
U.S.A

MARSHALLTOWN The Premier Line

EDI	Part#	Description	Size-in.	Size-mm
16984	BP984M	Medium-Black Poly	12	305
16985	YP985M	Medium-Yellow Poly	12	305
16986	HHP986F	Fine-Horsehair/Poly	12	305
16987	HH987F	Extra Fine-Horsehair	12	305

Curb Brush

- Long wearing 3 1/8" (79mm) soft black polypropylene bristles set solidly into a natural lacquered hardwood block
- Ideal for applying a light texture to newly finished concrete surfaces
- Sold 12 per inner pack/12 per outer pack



MADE IN
U.S.A

MARSHALLTOWN The Premier Line

EDI	Part#	Bristles	Size-in.	Size-mm
15871	5871	Polypropylene	12	305
16443	6443	Horsehair	12	305

Wide Block Horse Hair Brooms

- Threaded hole accepts any standard broom handle
- Ideal for applying non-slip finish to newly finished concrete surfaces
- Long wearing 2 1/2" (64mm) 100% horsehair bristles set solidly into a natural lacquered hardwood block
- 6982 and 6442 sold 1 per inner pack/12 per outer pack, 6983 sold 1 per inner pack/6 per inner pack




MADE IN
U.S.A

MARSHALLTOWN The Premier Line

EDI	Part#	Size-in.	Size-mm
16982	6982	12	305
16442	6442	24	610
16983	6983	36	914

Concrete Poly Brooms

- The 24" (610mm), 36" (914mm) and 48" (1219mm) medium-general purpose brooms have a solid row of 3" (76mm) black poly fiber bristles
- The 36" medium coarse broom has a solid row of 4 3/4" (121mm) white poly fiber bristles
- The 36" extra coarse broom has a solid row of 4 3/4" (121mm) black poly fiber bristles
- All bristles are mounted in solid hardwood lacquered blocks
- Used for brushing down new concrete after floating
- Sold 1 per inner pack/6 per outer pack



855



Clevis adapter included

MADE IN
U.S.A

MARSHALLTOWN The Premier Line

EDI	Part#	Description	Size-in.	Size-mm
16601	842	Medium	24	610
16623	843	Medium	36	914
16624	854	Medium	48	1219
16626	855	Medium Coarse	36	914
16627	856	Extra Coarse	36	914

Large Concrete Brooms

- Has three rows of 3" (76mm) long soft plastic bristles
- Equipped with strong, adjustable handle socket, bull float tip and standard handle tip
- Fits any 1 5/16" (24mm) diameter standard threaded handle
- Used for large concrete areas where grain finish needs to extend for long distances
- Sold 2 per inner pack/6 per outer pack



MADE IN
U.S.A

MARSHALLTOWN The Premier Line

EDI	Part#	Size-in.	Size-mm
16629	6629	24	609
16630	6630	30	762
16631	6631	36	914

Floor Brooms

- 3" (76mm) long select black Tampico fiber bristles set in clear lacquered half-round hardwood block
- Includes a 60 X 1⁵/₁₆" (1524 X 24mm) threaded handle
- Used for sweeping semi-smooth dry floors
- Can also be used as a concrete finishing brush that will give a sand finish
- 6423 & 6425 come with a metal brace (pictured above)
- Sold 1 per inner pack/1 per outer pack, 12 per outer pack where noted with *



MARSHALLTOWN The Premier Line

EDI	Part#	Size-in.	Size-mm
16512	6415	18	457
16417	6417*	24	610
16513	6423	30	762
16514	6425	36	914

Smooth Surface Floor Broom

- 3" (76mm) long silver flag-tipped plastic bristles set in clear lacquered half-round hardwood block
- Includes a 60 X 1⁵/₁₆" (1524 X 24mm) threaded handle
- Used for sweeping smooth, highly polished floors
- Will sweep the finest dust or grit
- Not for use with oil based sweeping compound
- Sold 1 per inner pack/12 per outer pack



MARSHALLTOWN The Premier Line

EDI	Part#	Size-in.	Size-mm
16416	6416	24	610

Rough Surface Floor Broom

- 3" (76mm) long coarse brown styrene bristles mounted in clear lacquered hardwood block
- Includes a 60 X 1¹/₈" (1524 X 28mm) threaded handle
- Ideal for sweeping wet or dry accumulations of sand, dirt, etc. from rough concrete or asphalt surfaces
- Will not soften when exposed to water, oils or grease
- Sold 1 per inner pack/12 per outer pack

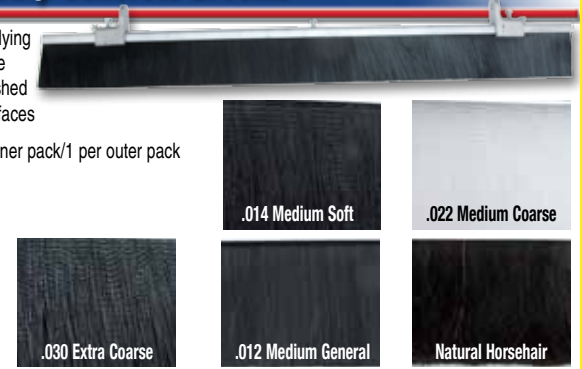


MARSHALLTOWN The Premier Line

EDI	Part#	Size-in.	Size-mm
16419	6419	24	610

Finish Strip Concrete Brooms

- Ideal for applying a light texture to newly finished concrete surfaces
- Sold 1 per inner pack/1 per outer pack



.014 Medium Soft Bristle Black

EDI	Part#	Bristles	Size-in.	Size-mm
20501	RED704875	.014 Medium Soft	36 X 5	914 X 127
20502	RED704876	.014 Medium Soft	48 X 5	1219 X 127
20519	RED705102	.014 Medium Soft	60 X 5	1524 X 127
20527	RED790175	.014 Medium Soft Repl.	36 X 5	914 X 127
20528	RED790324	.014 Medium Soft Repl.	48 X 5	1219 X 127
20520	RED705109	.014 Medium Soft Repl.	60 X 5	1524 X 127

.022 Medium Coarse White

EDI	Part#	Bristles	Size-in.	Size-mm
20499	RED704873	.022 Medium Coarse	36 X 5	914 X 127
20500	RED704874	.022 Medium Coarse	48 X 5	1219 X 127
20518	RED705101	.022 Medium Coarse	60 X 5	1524 X 127
20521	RED705110	.022 Medium Coarse Repl.	36 X 5	914 X 127
20489	RED704531	.022 Medium Coarse Repl.	48 X 5	1219 X 127
20483	RED704262	.022 Medium Coarse Repl.	60 X 5	1524 X 127

.030 Extra Coarse Black

EDI	Part#	Bristles	Size-in.	Size-mm
20516	RED705003	.030 Extra Coarse	36 X 5	914 X 127
20515	RED705002	.030 Extra Coarse	48 X 5	1219 X 127
20517	RED705042	.030 Extra Coarse	60 X 5	1524 X 127
20530	RED790326	.030 Extra Coarse Repl.	36 X 5	914 X 127
20529	RED790325	.030 Extra Coarse Repl.	48 X 5	1219 X 127
20522	RED705111	.030 Extra Coarse Repl.	60 X 5	1524 X 127

.012 Medium Black Poly General

EDI	Part#	Bristles	Size-in.	Size-mm
20419	RED700778	.012 Medium	24 X 3 ¹ / ₄	610 X 82
20420	RED700779	.012 Medium	36 X 3 ¹ / ₄	914 X 82
20421	RED700780	.012 Medium	48 X 3 ¹ / ₄	1219 X 82
20422	RED700781	.012 Medium Repl.	24 X 3 ¹ / ₄	610 X 82
20423	RED700782	.012 Medium Repl.	36 X 3 ¹ / ₄	914 X 82
20424	RED700783	.012 Medium Repl.	48 X 3 ¹ / ₄	1219 X 82

Soft Natural Horsehair Fiber

EDI	Part#	Bristles	Size-in.	Size-mm
20425	RED700784	Natural Horsehair	24 X 2 ¹ / ₂	610 X 64
20427	RED700786	Natural Horsehair	48 X 2 ¹ / ₂	1219 X 64
20428	RED700787	Natural Horsehair Repl.	24 X 2 ¹ / ₂	610 X 64
20429	RED700788	Natural Horsehair Repl.	36 X 2 ¹ / ₂	914 X 64

Utility Broom

- Made of select broom corn and fiber on a heavy duty wood handle
- Sewn four times and reinforced with wire band
- Designed for sweeping smooth and rough surfaces with moderate to heavy debris
- Ideal for construction site cleanup
- Sold 1 per inner pack/1 per outer pack




MADE IN
U.S.A

MARSHALLTOWN The Premier Line

EDI	Part#	Size-in.	Size-mm
10372	UB371	57 X 12	1448 X 305

Dust Pans

- Black baked enamel finish is durable with beveled edge
- Corrugated ribs add to strength
- Made of heavy 20-gauge steel
- Sold 1 per inner pack/12 per outer pack



MARSHALLTOWN The Premier Line

EDI	Part#	Size-in.	Size-mm
10373	DP12	12	305
10374	DP16	16	406

Double Blade Floor Squeegee

- Moss foam rubber squeegees - soft, double foam rubber blade is designed for use on uneven, grouted and smooth surface floors
- Reinforced aluminum frame ensures long life
- Use with our 13718 wood handle (sold separately)
- Sold 10 per inner pack/10 per outer pack




QLT^{BY}MARSHALLTOWN

EDI	Part#	Description	Size-in.	Size-mm
13717	13717	Double Blade Rubber Squeegee	30	762
13718	13718	Wood Handle	60 ³ / ₁₆	1548

Notched Squeegees

- Used to meter materials for epoxy floors
- Consistently accurate notches for better material management
- Use with our 14844 wood handle (sold separately) see page 28
- All notches are V-shaped
- Sold 1 per inner pack/6 per outer pack, Replacement blades sold 1 per inner pack/ 12 per outer pack



QLT^{BY}MARSHALLTOWN

EDI	Part#	Blade Size	Notch Size
16838	16838	18" (457mm)	1/8" (3mm)
16839	16839	18" (457mm)	3/16" (4.5mm)
16840	16840	18" (457mm)	1/4" (6mm)
16841	16841	24" (610mm)	1/8" (3mm)
16842	16842	24" (610mm)	3/16" (4.5mm)
16843	16843	24" (610mm)	1/4" (6mm)
16844	16844	30" (762mm)	1/8" (3mm)
16845	16845	30" (762mm)	3/16" (4.5mm)
16846	16846	30" (762mm)	1/4" (6mm)
16847	16847	36" (914mm)	1/8" (3mm)
16848	16848	36" (914mm)	3/16" (4.5mm)
16849	16849	36" (914mm)	1/4" (6mm)

Notched Replacement Blades

EDI	Part#	Blade Size	Notch Size
16850	16838RB	18" (457mm)	1/8" (3mm)
16851	16839RB	18" (457mm)	3/16" (4.5mm)
16852	16840RB	18" (457mm)	1/4" (6mm)
16853	16841RB	24" (610mm)	1/8" (3mm)
16854	16842RB	24" (610mm)	3/16" (4.5mm)
16855	16843RB	24" (610mm)	1/4" (6mm)
16856	16844RB	30" (762mm)	1/8" (3mm)
16857	16845RB	30" (762mm)	3/16" (4.5mm)
16858	16846RB	30" (762mm)	1/4" (6mm)
16859	16847RB	36" (914mm)	1/8" (3mm)
16860	16848RB	36" (914mm)	3/16" (4.5mm)
16861	16849RB	36" (914mm)	1/4" (6mm)

Single Blade Floor Squeegees

- Curved end floor squeegees feature a single-blade design; curved end controls liquid better
- Straight floor squeegees feature a black rubber blade with metal frame for daily liquid clean up
- For more details and size options **see page 144-145**



Kneeler Board

- Extra large handle grips
- Offers extra-comfortable support for knees
- Black foam pad securely fastened to generously sized polypropylene tray
- Size of padded area*
- Sold 12 per inner pack/12 per outer pack



QLT BY MARSHALLTOWN

EDI	Part#	Size-in.	Size-mm
16451	KB451	19 X 13½*	483 X 343*

Stainless Steel Knee Boards w/Knee Pads

- Made of 18 gauge stainless steel
- Built in toe brackets for easy back and forth motion
- Durable and easy to use
- Replaceable knee pads come with straps and buckle; 1 pair per bag
- Knee boards sold 1 per inner pack/1 per outer pack, replaceable knee pads sold 1 per inner pack/20 per outer pack



QLT BY MARSHALLTOWN

EDI	Part#	Description	Size-in.	Size-mm
16230	KB230	Knee Boards	28 X 8	711 X 203
16232	RKP230	Repl. Knee Pads	N/A	N/A

Stainless Steel Knee Boards

- Made of 16 gauge stainless steel
- Easy to clean and durable
- Rounded corners and edges to eliminate gouging and cut down on finishing time
- Built-in toe brackets for easy forward and backward movement
- Sold 1 pair per inner pack/2 pair per outer pack



QLT BY MARSHALLTOWN

EDI	Part#	Size-in.	Size-mm
16459	KB459	27½ X 7¾	699 X 197

Plastic Knee Boards

- Made of plastic
- Easy to clean, lightweight and durable
- Includes two metal foot brackets and rubber knee pads
- Sold 1 pair per inner pack/1 pair per outer pack




QLT BY MARSHALLTOWN

EDI	Part#	Size-in.	Size-mm
16455	KB455	29½ X 10	737 X 254

Concrete Tamper

- Reinforced splash-way grill
- Built to take the pounding and stay flat
- Properly balanced handle with rubber grips to ensure easy, safe handling
- Sold 1 per inner pack/1 per outer pack




MARSHALLTOWN The Premier Line

EDI	Part#	Description	Size-in.	Size-mm
16422	T34	Big Diamond	34 X 7½	864 X 191
14722	T48	Round Hole	48 X 6½	1219 X 165

Roller Tamper

- Ideal tool for embedding exposed aggregate
- Quickly levels slab and prepares it for final finish
- Fully assembled
- Dual adapter (included) allows use with any of our push button or female threaded end handles (sold separately)
- T455 is a single roller and has a 10 degree offset handle for extra clearance against walls
- Sold 1 per inner pack/1 per outer pack



QLT BY MARSHALLTOWN

EDI	Part#	Size-in.	Size-mm
14455	T455	8	203
14456	T456	18	457
14457	T457	24	610
14458	T458	30	762
14459	T459	36	914
14460	T460	48	1219

Tamper

- Cast iron base
- 42" (1067mm) ash handle
- Used to flatten and smooth dirt, stone, asphalt and other materials
- Ideal for decorative concrete applications
- Sold 1 per inner pack/1 per outer pack



MADE IN
U.S.A

MARSHALLTOWN The Premier Line

EDI	Part#	Size-in.	Size-mm
14732	14732	8 X 8	203 X 203

Tamper

- Cast iron base
- 48" (1219mm) steel handle
- 10" (254mm) rubber grip
- Used to flatten and smooth dirt, stone, asphalt and other materials
- Ideal for decorative concrete applications
- Sold 1 per inner pack/2 per outer pack



QLT BY MARSHALLTOWN

EDI	Part#	Size-in.	Size-mm
10342	HT8	8 X 8	203 X 203
10343	HT10	10 X 10	254 X 254


Urethane Coated Tamper

- For information **see page 139**



Rebar Lifter

- Use to position rebar or mesh while pouring concrete
- 32" (813mm) reach minimizes bending over
- Comfortable rubber dipped handle
- Sold 1 per inner pack/2 per outer pack



QLT BY MARSHALLTOWN

EDI	Part#	Size-in.	Size-mm
15349	15349	32	813

Monster Pry Bar

- All steel construction ensures long life
- Powder coated finish
- 56" (1422mm) length gives enough leverage for even the toughest jobs
- Ideal for prying forms and other embedded objects
- 1 per inner/1 per outer pack




MADE IN
U.S.A

MARSHALLTOWN The Premier Line

EDI	Part#	Size-in.	Size-mm
16595	16595	56	1422

Open Angle Monster Pry Bar

- All steel construction ensures long life
- Features a sharper pry bend to give end-user more leverage
- Powder coated finish
- 56" (1422mm) length gives enough leverage for even the toughest jobs
- Ideal for prying forms and other embedded objects
- 1 per inner/1 per outer pack



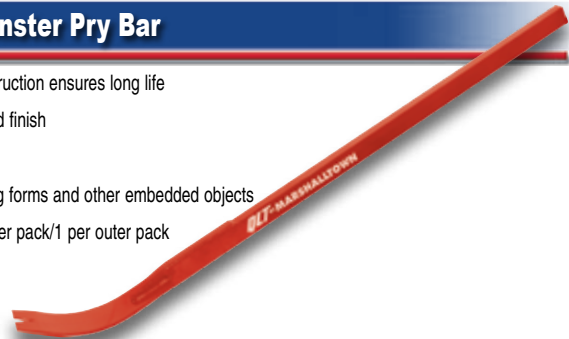
MADE IN
U.S.A

MARSHALLTOWN The Premier Line

EDI	Part#	Size-in.	Size-mm
10453	10453	56	1422

Little Monster Pry Bar

- All steel construction ensures long life
- Powder coated finish
- 46" length
- Ideal for prying forms and other embedded objects
- Sold 1 per inner pack/1 per outer pack



QLT BY MARSHALLTOWN

EDI	Part#	Size-in.	Size-mm
14956	14956	46	1168

Picks and Mattocks

- One-piece forged head for strength and durability
- Available with 36" (914mm) fiberglass handle or ash handle
- Used for cutting roots and breaking up soil
- For details and options **see page 242**

RED803421F

RED803521FG



Crow Bars

- Painted carbon steel
- San Angelo Pry Bar has a pencil point for easy soil penetration
- San Angelo Pry Bar has a hexagonal shape to strengthen grip
- Posthole digger bar for clearing roots and rocks from postholes and trenches
- Pinch and wedge point pry bars are used for demolition jobs
- 1 per inner/1 per outer pack

RED8043872

RED8043768

RED8043860

RED8043960



MARSHALLTOWN The Premier Line

EDI	Part#	Description	Size
24390	RED8043768	San Angelo Pry Bar	60" X 1" (1524mm X 25mm)
24392	RED8043860	Pinchpoint Pry Bar	60" X 1 1/4" (1524mm X 31mm)
24393	RED8043872	Tamper/Post Hole Digger Bar	60" X 1" (1524mm X 25mm)
24394	RED8043960	Wedgepoint Pry Bar	60" X 1 1/4" (1524mm X 31mm)

Wizzer Bars

- Painted carbon steel
- Dual claw design allows for equal force pushing or pulling
- 1 per inner/1 per outer pack



MADE IN U.S.A.

MARSHALLTOWN The Premier Line

EDI	Part#	Size
20127	RED704857	36" (914mm)
20128	RED704858	48" (1219mm)

HIT® Open Jaw Rebar Cutter/Bender

- Cuts and bends rebar up to #5 (5/8" rebar) grade 60
- Open jaw for easy rebar placement when cutting
- Jaws include two open cutting slots
- Built in ruler for easy measuring
- Includes wood board
- 52" (1321mm) handle
- Sold 1 per inner pack/1 per outer pack



MARSHALLTOWN The Premier Line

EDI	Part#	Description	Size-in.	Size-mm
12863	RCB63	Cutter/Bender	5/8"	16
12939	RCB63RH	Repl. Head	N/A	N/A

Open Jaw Rebar Cutter/Bender

- Cuts and bends rebar up to #5 (5/8" rebar) grade 60
- Open jaw for easy rebar placement when cutting
- Jaws include two open cutting slots
- 52" (1321mm) handle
- Sold 1 per inner pack/1 per outer pack



QLTTM MARSHALLTOWN

EDI	Part#	Description	Size-in.	Size-mm
25122	RED704559	Cutter/Bender	5/8"	16
25123	RED704560	Repl. Head	N/A	N/A

Rebar Bender/Cutter

- Cuts and bends rebar up to #5 (5/8" rebar) grade 60
- Mounted on wood board
- Rugged cast iron construction
- 54" (1372mm) steel handle
- Replacement parts available
- Sold 1 per inner pack/1 per outer pack




MADE IN U.S.A.

MARSHALLTOWN The Premier Line

EDI	Part#	Description
14730	14730	Cutter Assembly
14743	14743	Split Washers (set of 2)
14744	14744	Base Casting
14745	14745	Bearing Set (46 pcs.)
14747	14747	Roller
14749	14749	Roller Pin
14751	14751	Cutter-Bushing Set (2 pcs.)

Rebar Bender

- Bends rebar up to #5 (5/8" rebar) grade 60
- Sold 2 per inner pack/2 per outer pack




QLT BY MARSHALLTOWN

EDI	Part#	Size-in.	Size-mm
14739	14739	34	864

HIT® Heavy Duty Bolt Cutters

- For general cutting of medium steel and soft bolts, rods and chains
- Cuts metal with a hardness rating up to Brinell 400/Rockwell C42
- Heavy duty drop forged cutting jaws with precision cutting edges for long life
- Replacement heads available
- All items and replacement parts sold 1 per inner/1 per outer pack




MARSHALLTOWN The Premier Line

EDI	Part#	Description	Size-in.	Size-mm
12782	BC14	Heavy-Duty Bolt Cutter	14	356
12783	BC18	Heavy-Duty Bolt Cutter	18	457
12784	BC24	Heavy-Duty Bolt Cutter	24	610
12785	BC30	Heavy-Duty Bolt Cutter	30	762
12786	BC36	Heavy-Duty Bolt Cutter	36	914
12787	BC42	Heavy-Duty Bolt Cutter	42	1,067
12788	BC14RH	Repl. Head - 14" (356mm)	N/A	N/A
12789	BC18RH	Repl. Head - 18" (457mm)	N/A	N/A
12790	BC24RH	Repl. Head - 24" (610mm)	N/A	N/A
12791	BC30RH	Repl. Head - 30" (762mm)	N/A	N/A
12792	BC36RH	Repl. Head - 36" (914mm)	N/A	N/A
12793	BC42RH	Repl. Head - 42" (1067mm)	N/A	N/A

Pull Tie Wire Twister

- Safely and easily twists looped wire bar ties
- Rubber grip handle
- Twists most ties with a single pull
- Sold 1 per inner pack/50 per outer pack




QLT BY MARSHALLTOWN

EDI	Part#	Size-in.	Size-mm
12637	12637	12	305

Tie Wire Twisters

- Compact size allows the tool to be used in tight spaces
- Safely and easily twists looped wire bar ties
- Durable design
- Sold 24 per inner pack/24 per outer pack




QLT BY MARSHALLTOWN

EDI	Part#	Description
14731	14731	Standard
14171	14171	Heavy-Duty

Looped Wire Ties

- Double looped for tying 2 or more pieces of rebar
- 16 gauge
- PVC coated wire for use with epoxy coated rebar or when rusting is a concern
- Black annealed to twist easy, but resist breaking
- Sold 5000 ties per bag, packed in sub-bundles of 1,000
- Use with Pull Type Twister (12637), Heavy Duty Twister (14171), or Standard Twister (14731)




MARSHALLTOWN The Premier Line

EDI	Part#	Description	Size-in.	Size-mm
11801	BART4	Black Annealed	4	102
11805	BART7	Black Annealed	7	178
11806	BART8	Black Annealed	8	203
11808	BART9	Black Annealed	9	229
11809	BART10	Black Annealed	10	254
11810	BART12	Black Annealed	12	305
11811	PVCRT4	PVC Coated	4	102
11812	PVCRT5	PVC Coated	5	127
11814	PVCRT7	PVC Coated	7	178
11816	PVCRT9	PVC Coated	9	229
11817	PVCRT10	PVC Coated	10	254
11818	PVCRT12	PVC Coated	12	305

Tie Wire Reels

- **16026** is made of lightweight durable plastic, **16019** is constructed of lightweight aluminum
- Fits any standard size belt
- Accommodates all types of tie wire
- Sold 1 per inner pack/6 per outer pack



QLT BY MARSHALLTOWN

EDI	Part#	Description
16019	TWR19	Aluminum
16026	TWR26	Plastic

Estwing Mash Hammers

- Made of a single piece of forged steel with nylon-vinyl cushion grip
- Fully polished face
- For striking chisels, punches, star drills, spikes and nail pins
- Inner and outer pack quantities shown in table

MARSHALLTOWN The Premier Line

EDI	Part#	Size	Weight-lb.	Inner/Outer
11567	B32LB	10½" (267mm)	2	4/20
11568	B33LB	11" (279mm)	3	4/12
11569	B34LB	11½" (292mm)	4	4/12
11570	B34LBL	16" (406mm)	4	4/8



Sledge Hammers

- Made of a single piece of forged steel with polished double face
- Fiberglass handle and lacquered hickory replacement handles available
- For striking chisels, punches, star drills, spikes and nail pins
- Sold 4 per inner pack/12 per outer pack



Fiberglass Handle

EDI	Part#	Size-in.	Size-mm	Weight-lb.
24355	RED803006FG	36	914	6
24356	RED803008FG	36	914	8
24358	RED803012FG	36	914	12
24359	RED803016FG	36	914	16
24360	RED803020FG	36	914	20

Replacement Heads

EDI	Part#	Weight-lb.
24324	RED804108	12
24325	RED804109	16
24318	RED804092	20

Replacement Handles

EDI	Part#	Description
24326	RED804129	36" (914mm) Hickory Handle
24328	RED804139	36" (914mm) Hickory Handle - For 20lb Hammer
24332	RED804167	36" (914mm) Fiberglass Handle - For 20lb Hammer

Shorty Sledge Hammer

- Made of a single piece of forged steel with polished double face
- Hickory handle
- For striking chisels, punches, star drills, spikes and nail pins
- Sold 4 per inner pack/12 per outer pack



MARSHALLTOWN The Premier Line

EDI	Part#	Handle Type	Size-in.	Size-mm	Weight-lb.
24347	RED805706	Hickory	16	406	6

Mash Hammer

- Made of a single piece of forged steel with nylon-vinyl cushion grip
- Fully polished face
- For striking chisels, punches, star drills, spikes and nail pins
- Sold 4 per inner pack/12 per outer pack



MARSHALLTOWN The Premier Line

EDI	Part#	Size-in.	Size-mm	Weight-lb.
11576	MHM3	11	279	3

Mash Hammers

- Carbon steel head and body
- Beveled edge head, fully polished
- Anti-vibration softgrip handle
- Sold 4 per inner pack/12 per outer pack, 4 per inner pack/16 per outer pack where noted with *



QLTTM MARSHALLTOWN

EDI	Part#	Size-in.	Size-mm	Weight-lb.
11574	MHAV25*	10 ⁷ / ₈	276	2½
11575	MHAV4	10 ⁷ / ₈	276	4

Claw Framing Hammer

- For driving and removing nails
- Full polished, forged one-piece tool steel
- For more details and size options **see pages 237-238**



Drilling Hammers

- Made of a single piece of forged steel with polished double face
- Fiberglass handle, hickory replacements available
- For striking chisels, punches, star drills, spikes and nail pins
- Sold 4 per inner pack/12 per outer pack



MARSHALLTOWN The Premier Line

EDI	Part#	Handle Type	Size-in.	Size-mm	Weight-lb.
24341	RED805503	Hickory	10	254	3
24342	RED805504	Hickory	10	254	4

Replacement Heads

EDI	Part#	Weight-lb.
24316	RED804056	3

Replacement Handles

EDI	Part#	Description
24313	RED804042	10" (254mm) Hickory Handle

Engineer Hammers

- Made of a single piece of forged steel with polished double face
- Choice of lacquered hickory handle or fiberglass handle
- For striking chisels, punches, star drills, spikes and nail pins
- Sold 4 per inner pack/12 per outer pack



MARSHALLTOWN The Premier Line

EDI	Part#	Handle Type	Size-in.	Size-mm	Weight-lb.
24345	RED805703	Hickory	16	406	3
24364	RED805703FG	Fiberglass	16	406	3

Replacement Handles

EDI	Part#	Description
24314	RED804043	16" (406mm) Hickory Handle

Mash Hammers

- Carbon steel head and body
- Beveled edge head, fully polished
- Soft grip handle
- Sold 4 per inner pack/12 per outer pack, 4 per inner pack/16 per outer pack where noted with *



QLT BY MARSHALLTOWN

EDI	Part#	Size-in.	Size-mm	Weight-lb.
11571	MHF25*	10 ³ / ₈	264	2 ¹ / ₂
11572	MHF3	10 ³ / ₈	264	3
11573	MHF4	10 ³ / ₈	264	4

Mash Hammers

- Forged high carbon steel double faced head, painted and polished
- 10¹/₄" (206mm) Hickory handle
- Excellent hammer for driving stakes or form building
- Sold 1 per inner pack/4 per outer pack



QLT BY MARSHALLTOWN

EDI	Part#	Size-in.	Size-mm	Weight-lb.
10304	MHW2	10 ¹ / ₂	267	2
10345	MHW3	10 ¹ / ₂	267	3
10347	MHW4	10 ¹ / ₂	267	4




Stake Jimmy

- Models available for use with either $\frac{3}{4}$ " or $\frac{7}{8}$ " (19mm or 22mm) stakes
- Makes pulling stakes a quick and easy task
- Use guide pins to grip stake, twist and lift to remove stake
- No more bent or lost stakes
- Removes stakes flush with form
- Comfortable foam grips
- Sold 1 per inner pack/1 per outer pack



Stake Jimmy w/Nail Puller

- Combines benefits of a Stake Puller and Nail Puller in one tool
- Slide nail puller down stake to engage nail. Push forward on handles to remove nail
- Nail pulls out straight for re-use



MADE IN
U.S.A.

MARSHALLTOWN The Premier Line

EDI	Part#	Description
12508	MSP34	$\frac{3}{4}$ " (19mm) Stake Puller
12509	MSP78	$\frac{7}{8}$ " (22mm) Stake Puller
12513	MSNP34	$\frac{3}{4}$ " (19mm) Stake & Nail Puller
12515	MSNP78	$\frac{7}{8}$ " (22mm) Stake & Nail Puller

Stake Holder

- 18" long aluminum alloy handle with spring loaded jaw
- Grips stake tightly for safe hammering
- Easily picks up loose stakes off the ground
- Works with $\frac{3}{4}$ " (19mm) round stakes
- Comfortable foam grip
- Sold 1 per inner pack/1 per outer pack



MADE IN
U.S.A.

MARSHALLTOWN The Premier Line

EDI	Part#	Description
12519	MSH34	Stake Holder

Nail Puller

- Removes nails from either $\frac{3}{4}$ " or $\frac{7}{8}$ " (19mm or 22mm) stakes
- Saddle design supports tool, keeping it from slipping off stake
- Mechanical advantage of handle allows nail to be removed in one easy motion
- Pulls nails straight out for re-use
- Sold 1 per inner pack/1 per outer pack



MADE IN
U.S.A.

MARSHALLTOWN The Premier Line

EDI	Part#	Description
12517	MNP09	Nail Puller

Stake Jack™

- Makes it easy to pull concrete form pins and stakes without bending them
- Heavy gauge steel and tubing to withstand everyday jobsite use
- Will remove $\frac{7}{8}$ " (22mm) and smaller stakes and form pins
- Two holes in the plate at the base allow attachment to a board for an even wider base for working in softer conditions
- The 29" (737mm) stake puller minimizes the need to bend over to pull out stakes
- Provides a 9:1 mechanical lifting advantage
- Sold 1 per inner pack/1 per outer pack



JAWSET


MADE IN
U.S.A.

MARSHALLTOWN The Premier Line

EDI	Part#	Description	Size-in.	Size-mm
17377	STP14	Stake Puller	14	356
17379	JAWSET	Repl. Jaws & Hardware (4pk)	N/A	N/A

Stake Puller

- Pulls wood or steel stakes with ease
- Made of heavy duty ductile iron
- Maximum pulling capacity for round stakes $\frac{7}{8}$ " (22mm)
- Maximum pulling capacity for flat stakes $1\frac{1}{2}$ " (38mm)
- Tool weighs 10lbs (4.5kg)
- Sold 1 per inner pack/2 per outer pack



QLT BY MARSHALLTOWN

EDI	Part#	Size-in.	Size-mm
16988	HSP88	56	1,422

Cyclone™ Power Trowel



- Infinite blade pitch control adjusts from 0°-28°
- Dependable gearbox design provides maximum torque transfer
- Responsive clutch and pulley system for smooth speed transitions
- Integrated lift hook allows for safe multi-level transportation on all models except 46E9NH
- Honda® engines on all models
- Lift bar included on all models
- Edger Pro gets within 3/4" of walls and obstructions with blades and 5/16" with float pan
- Four blade design with maximum rotor speed of 118 RPM
- Sold 1 per inner pack/1 per outer pack


Edger Pro Includes:



Padded hip bar



Adjustable handle design



Rotating guard ring



MADE IN
U.S.A

MARSHALLTOWN The Premier Line


EDI	Part#	Description	Rotor Dia.	Weight-lb. (kilo)	Size (L X H)
10917	36E55	5.5 HP	36" (914mm)	205(93)	70 X 38
10918	36PE9	9 HP Edger Pro	36" (914mm)	226(102)	84 X 38
10760	46E9NH	9 HP	46" (1168mm)	262(119)	89 X 38
10919	46E11	11 HP	46" (1168mm)	262(119)	89 X 38

Replacement Blades Chart

Part#	Blade Part#	Blade Type
36E55	M6093	Finish
	M7341	Flat Finish
	M6092	Combination
	A4172	Float
	PAN36-4C	Float Pan
36PE9	M7345	Edger
	M7346	Edger
	PAN36-4CE	Float Pan
46E9NH	M6095	Finish
	M7343	Flat Finish Round Corners
	M6094	Combination
	A4171	Float
	PAN46-4C	Float Pan
46E11	M6095	Finish
	M7343	Flat Finish Round Corners
	M6094	Combination
	A4171	Float
	PAN46-4C	Float Pan

Z Clip Power Trowel Pans

- Edge is beveled to prevent the pan from digging into the concrete
- Has a 1/8" (3mm) rise from center of pan to edge of pan
- Made from rugged 10 gauge steel for optimal life
- Blade attachments are dual-directional (except for 24" pans)
- Powder coated pans provide rust protection prior to use
- 36 and 42 inch pans can be used on "Walk-Behind" and non-overlapping "Ride-On" power trowels
- 44, 45, 46, 48, 60 and 62 inch pans are intended for non-overlapping "Ride-On" power trowels only
- 44-inch and 46-inch pans are available in either 4-blade or 5-blade configurations.
- 59 1/4-inch pans are 6 blade only
- 62-inch pans are 5 or 6 blade configurations
- Edger pan with 90 degree lip
- Edger pans are noted with an "E" in the part number
- **New items indicated in red**
- Sold 1 per inner pack/1 per outer pack



MARSHALLTOWN The Premier Line

Un-Painted Z Clip Power Trowel Pans

EDI	Part#	Size	Inside Dia.	Outside Dia.	# Blades
11107	PAN24-4CE	24" (610mm)	23 3/4" (603mm)	23 7/8" (606mm)	4
11108	PAN36-4CE	36" (914mm)	36 3/8" (924mm)	36 1/2" (927mm)	4
14920	PAN36-4C	36" (914mm)	36 1/4" (921mm)	37 5/8" (948mm)	4
11109	PAN42-4C	42" (1067mm)	43 1/4" (1099mm)	43 1/2" (1105mm)	4
10095	PAN44-4C	44" (1118mm)	44 11/16" (1135mm)	45 3/4" (1162mm)	4
10096	PAN44-5C	44" (1118mm)	44 11/16" (1135mm)	45 3/4" (1162mm)	5
18349	PAN45-5C	45" (1143mm)	45 3/8" (1152mm)	46 7/16" (1180mm)	5
14921	PAN46-4C	46" (1168mm)	45 7/8" (1165mm)	46 15/16" (1192mm)	4
14922	PAN46-5C	46" (1168mm)	45 7/8" (1165mm)	46 15/16" (1192mm)	5
14923	PAN48-4C	48" (1219mm)	46 1/4" (1175mm)	47 5/16" (1202mm)	4
14924	PAN48-5C	48" (1219mm)	46 1/4" (1175mm)	47 5/16" (1202mm)	5
11112	PAN60-6C	59 1/4" (1505mm)	58 5/8" (1489mm)	59 11/16" (1516mm)	6
11139	PAN62-5C	62" (1575mm)	60 5/8" (1540mm)	61 11/16" (1567mm)	5
11140	PAN62-6C	62" (1575mm)	60 5/8" (1540mm)	61 11/16" (1567mm)	6

Painted Z Clip Power Trowel Pans

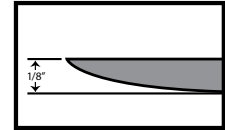
EDI	Part#	Size	Inside Dia.	Outside Dia.	# Blades
18387	PAN24-4CE-P	24" (610mm)	23 3/4" (603mm)	23 7/8" (606mm)	4
18388	PAN36-4CE-P	36" (914mm)	36 3/8" (924mm)	36 1/2" (927mm)	4
18389	PAN36-4C-P	36" (914mm)	36 1/4" (921mm)	37 5/8" (948mm)	4
18390	PAN42-4C-P	42" (1067mm)	43 1/4" (1099mm)	43 1/2" (1105mm)	4
18391	PAN44-4C-P	44" (1118mm)	44 11/16" (1135mm)	45 3/4" (1162mm)	4
18392	PAN44-5C-P	44" (1118mm)	44 11/16" (1135mm)	45 3/4" (1162mm)	5
18350	PAN45-5C-P	45" (1143mm)	45 3/8" (1152mm)	46 7/16" (1180mm)	5
18393	PAN46-4C-P	46" (1168mm)	45 7/8" (1165mm)	46 15/16" (1192mm)	4
18394	PAN46-5C-P	46" (1168mm)	45 7/8" (1165mm)	46 15/16" (1192mm)	5
18395	PAN48-4C-P	48" (1219mm)	46 1/4" (1175mm)	47 5/16" (1202mm)	4
18396	PAN48-5C-P	48" (1219mm)	46 1/4" (1175mm)	47 5/16" (1202mm)	5
18397	PAN60-6C-P	59 1/4" (1505mm)	58 5/8" (1489mm)	59 11/16" (1516mm)	6
18398	PAN62-5C-P	62" (1575mm)	60 5/8" (1540mm)	61 11/16" (1567mm)	5
18399	PAN62-6C-P	62" (1575mm)	60 5/8" (1540mm)	61 11/16" (1567mm)	6

MADE IN U.S.A

CONCRETE TOOLS

Safety Clip Power Trowel Pans

- Edge is beveled to prevent the pan from digging into the concrete
- Safety clip pans keep pans secured to power trowel as it's being lifted or moved
- Safety clips included with pan
- Has a 1/8" (3mm) rise from center of pan to edge of pan
- Made from rugged 10 gauge steel for optimal life
- Blade attachments are dual-directional
- Powder coated pans provide rust protection prior to use
- 36 and 42 inch pans can be used on "Walk-Behind" and non-overlapping "Ride-On" power trowels
- 44, 45, 46, 48, 60 and 62 inch pans are intended for non-overlapping "Ride-On" power trowels only
- 44, 46 and 48 inch pans are available in either 4-blade or 5-blade configurations.
- 59 1/4-inch pans are 6 clip only
- 62-inch pans are 5 or 6 clip configurations
- Edger pan with 90 degree lip
- **New items indicated in red**
- Sold 1 per inner pack/1 per outer pack



1/8" rise for super flat floors

PAN36SC-4CE

MARSHALLTOWN The Premier Line



Un-Painted Safety Clip Power Trowel Pans

EDI	Part#	Size	Inside Dia.	Outside Dia.	# Blades
18650	PAN36SC-4CE	36" (914mm)	36 3/8" (924mm)	36 1/2" (927mm)	4
11271	PAN36SC-4C	36" (914mm)	36 1/4" (921mm)	37 5/16" (948mm)	4
18653	PAN42SC-4C	42" (1067mm)	43 1/4" (1099mm)	43 1/2" (1105mm)	4
18655	PAN44SC-4C	44" (1118mm)	44 1/16" (1135mm)	45 3/4" (1162mm)	4
18657	PAN44SC-5C	44" (1118mm)	44 1/16" (1135mm)	45 3/4" (1162mm)	5
18347	PAN45SC-5C	45" (1143mm)	45 3/8" (1152mm)	46 7/16" (1180mm)	5
11272	PAN46SC-4C	46" (1168mm)	45 7/8" (1165mm)	46 15/16" (1192mm)	4
11273	PAN46SC-5C	46" (1168mm)	45 7/8" (1165mm)	46 15/16" (1192mm)	5
11274	PAN48SC-4C	48" (1219mm)	46 1/4" (1175mm)	47 5/16" (1202mm)	4
11275	PAN48SC-5C	48" (1219mm)	46 1/4" (1175mm)	47 5/16" (1202mm)	5
18661	PAN60SC-6C	59 1/4" (1505mm)	58 5/8" (1489mm)	59 11/16" (1516mm)	6
18663	PAN62SC-5C	62" (1575mm)	60 5/8" (1540mm)	61 11/16" (1567mm)	5
18665	PAN62SC-6C	62" (1575mm)	60 5/8" (1540mm)	61 11/16" (1567mm)	6

Painted Safety Clip Power Trowel Pans


EDI	Part#	Size	Inside Dia.	Outside Dia.	# Blades
18651	PAN36SC-4CE-P	36" (914mm)	36 3/8" (924mm)	36 1/2" (927mm)	4
18652	PAN36SC-4C-P	36" (914mm)	36 1/4" (921mm)	37 5/16" (948mm)	4
18654	PAN42SC-4C-P	42" (1067mm)	43 1/4" (1099mm)	43 1/2" (1105mm)	4
18656	PAN44SC-4C-P	44" (1118mm)	44 1/16" (1135mm)	45 3/4" (1162mm)	4
18658	PAN44SC-5C-P	44" (1118mm)	44 1/16" (1135mm)	45 3/4" (1162mm)	5
18348	PAN45SC-5C-P	45" (1143mm)	45 3/8" (1152mm)	46 7/16" (1180mm)	5
18659	PAN46SC-4C-P	46" (1168mm)	45 7/8" (1165mm)	46 15/16" (1192mm)	4
18660	PAN46SC-5C-P	46" (1168mm)	45 7/8" (1165mm)	46 15/16" (1192mm)	5
18662	PAN60SC-6C-P	59 1/4" (1505mm)	58 5/8" (1489mm)	59 11/16" (1516mm)	6
18664	PAN62SC-5C-P	62" (1575mm)	60 5/8" (1540mm)	61 11/16" (1567mm)	5
18666	PAN62SC-6C-P	62" (1575mm)	60 5/8" (1540mm)	61 11/16" (1567mm)	6

Plastic Power Trowel Blades



- Provides a hard, polished finish
- Intended to float and finish any application where burnish marks are a concern
- "W" indicates UHMW blades, "R" indicates high density blades
- UHMW blades are intended for use on walk-behind power trowels
- High Density blades can be used on ride-on or walk-behind power trowels
- Fit same power trowels as M6092 & M6094 blades
- **Not for use on float pans**
- Sold 4 per inner pack/4 per outer pack

Power Trowel Edger Blades



- Bent ends and rounded corners provide obstruction clearance
- Available in standard or extended life blue
- Intended for use on Allen 436 Edging Walker trowel and most 36" power trowels
- Sold 4 per inner pack/4 per outer pack
- Available in inner pack quantities only



MARSHALLTOWN The Premier Line

EDI	Part#	Description	Size-in.	Size-mm	Machine Size
14957	PM6092W	Combination	8 X 14	203 X 356	34, 36
14958	PM6094W	Combination	8 X 18	203 X 457	44, 46, 48
14959	PM6092R	Combination	8 X 14	203 X 356	34, 36
14960	PM6094R	Combination	8 X 18	203 X 457	44, 46, 48

MARSHALLTOWN The Premier Line

EDI	Part#	Description	Size-in.	Size-mm
17345	M7345	Edger Blade	6 X 14	152 X 356
17346	M7346	Extrnd. Life Edger Blade-Blue	6 X 14	152 X 356

Power Trowel Pan Conversion Chart

Mfg.	Model#	Rotor Dia.	Blades	Standard Pan	Safety Clip Pan	Painted Standard Pan	Painted Safety Clip Pan
Allen	Walk Behind						
	436 Edger	36"	4	PAN36-4CE	PAN36SC-4CE	PAN36-4CE-P	PAN36SC-4CE-P
	436 / VP436	36"	4	PAN36-4C	PAN36SC-4C	PAN36-4C-P	PAN36SC-4C-P
	442	42"	4	PAN42-4C	PAN42SC-4C	PAN42-4C-P	PAN42SC-4C-P
	446 Series / VP446	46"	4	PAN46-4C	PAN46SC-4C	PAN46-4C-P	PAN46SC-4C-P
	Ride On						
	Pro 900 Edger	36"	4	PAN36-4CE	PAN36SC-4CE	PAN36-4CE-P	PAN36SC-4CE-P
	Pro 900 / MP205	36"	4	PAN36-4C	PAN36SC-4C	PAN36-4C-P	PAN36SC-4C-P
	Pro 1050	42"	4	PAN42-4C	PAN42SC-4C	PAN42-4C-P	PAN42SC-4C-P
	HP100 / HP200 / MP305 / Pro1200 / SP400 / SP450	46"	4	PAN46-4C / PAN48-4C	PAN46SC-4C / PAN48SC-4C	PAN46-4C-P / PAN48-4C-P	PAN46SC-4C-P / PAN48SC-4C-P
HD530 / PRO1200 / MSP425 / MSP430 / MSP435 / MSP440 / MSP460 / SP440B / SP425	46"	5	PAN46-5C / PAN48-5C	PAN46SC-5C / PAN48SC-5C	PAN46-5C-P / PAN48-5C-P	PAN46SC-5C-P / PAN48SC-5C-P	
Super Pro 500 / 550 / HDX 600 / 740 / 750	60"	5	PAN62-5C	PAN62SC-5C	PAN62-5C-P	PAN62SC-5C-P	
HD 560	60"	6	PAN62-6C*	PAN62SC-5C*	PAN62-6C-P*	PAN62SC-6C-P*	
Bartell	Walk Behind						
	B436	36"	4	PAN36-4C	PAN36SC-4C	PAN36-4C-P	PAN36SC-4C-P
	B440	36"	4	PAN36-4C	PAN36SC-4C	PAN36-4C-P	PAN36SC-4C-P
	Ride On						
	TS78	36 1/2"	4	PAN36-4C	PAN36SC-4C	PAN36-4C-P	PAN36SC-4C-P
	BTR88	38 1/2"	4	PAN36-4C	PAN36SC-4C	PAN36-4C-P	PAN36SC-4C-P
	TS96	45 3/4"	4	PAN44-4C	PAN44SC-4C	PAN44-4C-P	PAN44SC-4C-P
	TS100	48"	4	PAN46-4C / PAN48-4C	PAN46SC-4C / PAN48SC-4C	PAN46-4C-P / PAN48-4C-P	PAN46SC-4C-P / PAN48SC-4C-P
TS100	48"	5	PAN46-5C / PAN48-5C	PAN46SC-5C / PAN48SC-5C	PAN46-5C-P / PAN48-5C-P	PAN46SC-5C-P / PAN48SC-5C-P	
Boren	Ride On						
	TS78	44"	4	PAN46-4C	PAN46SC-4C	PAN46-4C-P	PAN46SC-4C-P
	BTR88 / TS88	44"	5	PAN46-5C	PAN46SC-5C	PAN46-5C-P	PAN46SC-5C-P
EDCO	Walk Behind						
	T 364	36"	4	PAN36-4C	PAN36SC-4C	PAN36-4C-P	PAN36SC-4C-P
Marshalltown	Walk Behind						
	36PE9 Edger Pro	36"	4	PAN36-4CE	PAN36SC-4CE	PAN36-4CE-P	PAN36SC-4CE-P
	36E55	36"	4	PAN36-4C	PAN36SC-4C	PAN36-4C-P	PAN36SC-4C-P
Master	Walk Behind						
	F36	36"	4	PAN36-4C	PAN36SC-4C	PAN36-4C-P	PAN36SC-4C-P
MBW	Walk Behind						
	F24/4 Edging Walker	24"	4	PAN24-4CE		PAN24-4CE-P	
	F36/4	36"	4	PAN36-4C	PAN36SC-4C	PAN36-4C-P	PAN36SC-4C-P
	Ride On						
	F-78 / MK8 90	36 1/2"	4	PAN36-4C	PAN36SC-4C	PAN36-4C-P	PAN36SC-4C-P
	F-88	38 1/2"	4	PAN36-4C	PAN36SC-4C	PAN36-4C-P	PAN36SC-4C-P
F-96	45 3/4"	4	PAN44-4C	PAN44SC-4C	PAN44-4C-P	PAN44SC-4C-P	
Stow	Walk Behind						
	SCT36	36"	4	PAN36-4C	PAN36SC-4C	PAN36-4C-P	PAN36SC-4C-P
Wacker Neuson	Walk Behind						
	CT 36 Models	36"	4	PAN36-4C	PAN36SC-4C	PAN36-4C-P	PAN36SC-4C-P
	Ride On						
	CRT 36	36"	4	PAN36-4C	PAN36SC-4C	PAN36-4C-P	PAN36SC-4C-P
	CRT 46-KHN	46"	4	PAN46-4C / PAN48-4C	PAN46SC-4C / PAN48SC-4C	PAN46-4C-P / PAN48-4C-P	PAN46SC-4C-P / PAN48SC-4C-P
	CRT 48-25K	48"	4	PAN46-4C / PAN48-4C	PAN46SC-4C / PAN48SC-4C	PAN46-4C-P / PAN48-4C-P	PAN46SC-4C-P / PAN48SC-4C-P
CRT 48-31V-H / ES	48"	5	PAN46-5C / PAN48-5C	-	PAN46-5C-P / PAN48-5C-P	-	
Multiquip Whiteman	Walk Behind						
	C Series Edger	24"	4	PAN24-4CE	-	PAN24-4CE-P	-
	J Series / HP Series	36"	4	PAN36-4C	PAN36SC-4C	PAN36-4C-P	PAN36SC-4C-P
	Ride On						
	HTN	48"	4	PAN44-4C / PAN46-4C	PAN44SC-4C / PAN46SC-4C	PAN44-4C-P / PAN46-4C-P	PAN44SC-4C-P / PAN46SC-4C-P
HTH / HTX / HHN	48"	5	PAN45-5C	PAN45SC-5C	PAN45-5C-P	PAN45SC-5C-P	
STH / STX	60"	6	PAN60-6C	PAN60SC-6C	PAN60-6C-P	PAN60SC-6C-P	

CONCRETE TOOLS

Superior® Power Trowel Blades

- Fits Superior® and Boren® power trowels
- A4176 is a float shoe for M7414
- Sold 4 per inner pack/4 per outer pack



M7416



A4176



M7417



MARSHALLTOWN The Premier Line

EDI	Part#	Description	Size-in.	Size-mm
17413	M7413	Combination Blade	8 X 14	203 X 356
17414	M7414	Combination Blade	8 X 16	203 X 406
17415	A4176	Float Blade	10½ X 17½	267 X 445
17416	M7416	Flat Finish - Round Corners	8 X 16	203 X 406
17417	M7417	Combination Blade	8 X 18	203 X 457

EDCO® Power Trowel Blades

- Fits EDCO® brand power trowels
- Fits trowels equipped with EDCO® adapters
- Quick change blades require no bolt removal
- Sold 4 per inner pack/4 per outer pack



M7407



M7408



A4174



MARSHALLTOWN The Premier Line

EDI	Part#	Description	Size-in.	Size-mm
17407	M7407	Finish Blade	6 X 14	152 X 356
17408	M7408	Combination Blade	8 X 14	203 X 356
17409	A4174	Float Blade	10 X 14	254 X 356
17410	M7410	Finish Blade	6 X 18	152 X 457
17411	M7411	Combination Blade	8 X 18	203 X 457
17412	A4175	Float Blade	10 X 18	254 X 457

Extended Life Gold Power Trowel Blades

- **MARSHALLTOWN's** longest lasting power trowel blades
- Lasts up to 50% longer than standard power trowel blades
- Recommended for use with "Ride-On" power trowels
- M7363 has a 1" wide bar
- Sold 4 per inner pack/4 per outer pack
- Available in inner pack quantities only



MARSHALLTOWN The Premier Line

EDI	Part#	Size-in.	Size-mm	Blade Type	Machine Size
14000	M6093ELG	6 X 14	152 X 356	Finish	34, 36
14001	M6095ELG	6 X 18	152 X 457	Finish	44, 46, 48
17351	M7349ELG	6 X 23	152 X 584	Finish	60
17359	M7342ELG	8 X 14	203 X 356	Fl. Finish Rd. Cr.	34, 36
14008	M6092ELG	8 X 14	203 X 356	Combination	34, 36
17362	M7343ELG	8 X 18	203 X 457	Fl. Finish Rd. Cr.	44, 46, 48
14003	M6094ELG	8 X 18	203 X 457	Combination	44, 46, 48
17354	M7352ELG	8 X 23	203 X 584	Combination	60
17363	M7363ELG	8 X 23	203 X 584	Fl. Finish Rd. Cr.	60

Extended Life Blue Power Trowel Blades

- Lasts up to 25% longer than standard power trowel blades
- Recommended for both "Ride-On" and "Walk-Behind" power trowels
- Sold 4 per inner pack/4 per outer pack
- Available in inner pack quantities only



MARSHALLTOWN The Premier Line

EDI	Part#	Size-in.	Size-mm	Blade Type	Machine Size
17376	M7373RELB	6 X 10½	152 X 267	Edger	30
14004	M6093ELB	6 X 14	152 X 356	Finish	34, 36
14005	M6095ELB	6 X 18	152 X 457	Finish	44, 46, 48
17350	M7349ELB	6 X 23	152 X 584	Finish	60
17358	M7342ELB	8 X 14	203 X 356	Fl. Finish Rd. Cr.	34, 36
14006	M6092ELB	8 X 14	203 X 356	Combination	34, 36
17361	M7343ELB	8 X 18	203 X 457	Fl. Finish Rd. Cr.	44, 46, 48
14007	M6094ELB	8 X 18	203 X 457	Combination	44, 46, 48
17353	M7352ELB	8 X 23	203 X 584	Combination	60

Power Trowel Blades

- Used in conjunction with power trowels for finishing large areas of concrete or concrete that is too stiff to handle
- Available in five styles: finish, flat finish, combination, float or abrasive
- All blades are sold 4 per inner pack/4 per outer pack
- Power trowel stones are sold 1 per inner pack/4 per outer pack
- Trowel stone holders are sold 1 per inner pack/2 per outer pack
- Available in inner pack quantities only



MARSHALLTOWN The Premier Line

EDI	Part#	Size-in.	Size-mm	Type	Machine Size
17371	M7371	6 X 10½	152 X 267	Finish	30
18351	M7371R	6 X 10½	152 X 267	Finish (4" Corners on same side)	30
17330	M6096	6 X 11	152 X 279	Finish	30
17336	M6093	6 X 14	152 X 356	Finish	34, 36
17636	M7636	6 X 14	152 X 356	Channel Finish	34, 36
17340	M7340	6 X 14	152 X 356	Flat Finish	34, 36
17367	M7367	6 X 16	152 X 406	Finish	42
17344	M6095	6 X 18	152 X 457	Finish	44, 46, 48
17644	M7644	6 X 18	152 X 457	Channel Finish	44, 46, 48
17341	M7341	6 X 18	152 X 457	Flat Finish	44, 46, 48
17349	M7349	6 X 23	152 X 584	Finish	60
17372	M7372	8 X 10½	203 X 267	Combination	30
17230	M6219	8 X 11	203 X 279	Combination	30
17236	M6092	8 X 14	203 X 356	Combination	34, 36
17536	M7536	8 X 14	203 X 356	Channel Combination	34, 36
17342	M7342	8 X 14	203 X 356	Flat Finish Round Corners	34, 36
17368	M7368	8 X 16	203 X 406	Combination	42
17360	M7360ELG	8 X 17¼	203 X 451	Flat Finish Round Corners	44, 46, 48
17244	M6094	8 X 18	203 X 457	Combination	44, 46, 48
17544	M7544	8 X 18	203 X 457	Channel Combination	44, 46, 48
17343	M7343	8 X 18	203 X 457	Flat Finish Round Corners	44, 46, 48
17352	M7352	8 X 23	203 X 584	Combination	60
17363	M7363ELG	8 X 23	203 X 584	Flat Finish Round Corners	60
17430	A4173	10 X 11	254 X 279	Float	30
17436	A4172	10 X 14	254 X 356	Float	34, 36
11040	A4172LH	10 X 14	254 X 356	Left-Handed Float	34, 36
17444	A4171	10 X 18	254 X 457	Float	44, 46, 48
11041	A4171LH	10 X 18	254 X 457	Left-Handed Float	44, 46, 48
17445	17445	4 X 2 X 2	102 X 51 X 51	6 Grit Stone	N/A

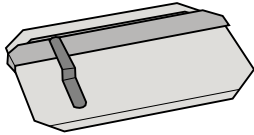
QLT[®] by MARSHALLTOWN

EDI	Part#	Size-in.	Size-mm	Type	Machine Size
17446	17446	N/A	N/A	Stone Holder	≤ 36
17447	17447	N/A	N/A	Stone Holder	> 36

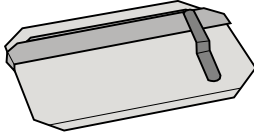
2 stones needed per holder

To order: Phone: 800-888-0127 • Fax: 800-477-6341 • Visit our Website at www.MARSHALLTOWN.com

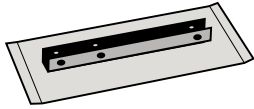
Power Trowel Conversion Chart



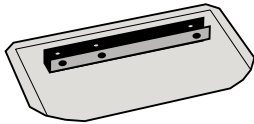
Float



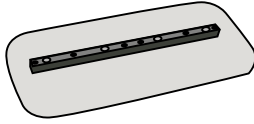
Float Left Handed (Riders Only)



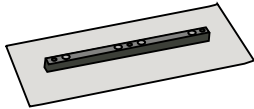
Channel Finish



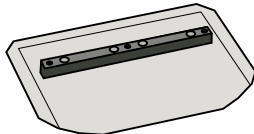
Channel Combination



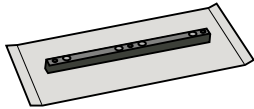
Flat Finish Rounded Corners



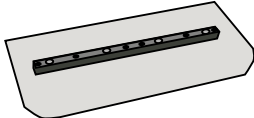
Flat Finish



Combination



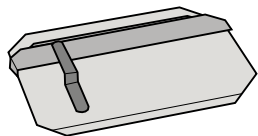
Finish



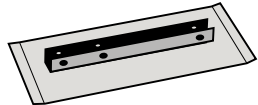
Edger

Model#	Blade Size	Blade Type	Marshalltown#	Mfr. Part#	Blade Type
ALLEN RAZORBACK					
436 Edging Walker, Pro 900 Edger	6 X 14	Finish	M7345	041695	
436, Pro900, VP436	6 X 14	Finish	M6093	015890	
	8 X 14	Flat Finish	M7342	028779	
	8 X 14	Combination	M6092	016095	
	10 X 14	Float	A4172	2822614	
	10 X 14	Float-LH	A4172LH	02822314	
446, Pro1200, HP100, Super Pro 400, Super Pro 450, HD530, VP446	6 X 18	Finish	M6095	015695	
	8 X 18	Flat Finish	M7343	028489	
	8 X 18	Combination	M6094	016094	
	10 X 18	Float	A4171	2822618	
	10 X 18	Float-LH	A4171LH	0822318	
HD550, HD560, Super Pro 500, Super Pro 550	6 X 23	Finish	M7349	039831, 039831A	
	8 X 23	Combination	M7352	039846, 039846A	
	8 X 23	Flat Finish	M7363	047973	
430, 442, Pro 1050, Pro 1059	6 X 10 1/2	Finish	M7371	028387	
	6 X 10 1/2	Finish	M7373	-	
	6 X 16	Finish	M7367	034421	
	10 X 11	Float	A4173	-	
	8 X 10 1/2	Combination	M7372	028388	
8 X 16	Combination	M7368	034422		
BARTELL					
B430	6 X 10 1/2	Finish	M7371	10400	
	6 X 10 1/2	Finish	M7373	-	
	8 X 10 1/2	Combination	M7372	20419	
	10 X 11	Float	A4173	20406	
B336, B436, B436, B436SD, TS65, TS74, TS78	6 X 14	Finish	M6093	20414	
	6 X 14	Flat Finish	M7340	-	
	8 X 14	Flat Finish	M7342	-	
	8 X 14	Combination	M6092	20479	
	10 X 14	Float	A4172	20415	
10 X 14	Float-LH	A4172LH	-		
B446, B346, TS88, TS96, TS100, BTR88	6 X 18	Finish	M6095	20410	
	6 X 18	Flat Finish	M7341	-	
	8 X 18	Flat Finish	M7343	-	
	8 X 18	Combination	M6094	20480	
	10 X 18	Float	A4171	20411	
10 X 18	Float-LH	A4171LH	-		
BOREN					
36	8 X 14	Combination	M7413	1422	
44	8 X 16	Flat Finish	M7416	1418	
	8 X 16	Combination	M7414	1423	
	10 1/2 X 17 1/2	Float	A4176	1427	
48	8 X 18	Combination	M7417	1429	
40hp HD	8 X 16	Flat Finish	M7416	1418	
	8 X 16	Combination	M7414	1423	
CEMENTCO-WESTERN					
3CT-34G3-G4, 3CT-34E3-E4	6 X 14	Finish	M6093	3CT-146F	
	6 X 14	Flat Finish	M7340	-	
	8 X 14	Combination	M6092	3CT-148C	
	10 X 14	Float	A4172	3CT-148C	
3CT-46G4	6 X 18	Finish	M6095	3CT-186F	
	6 X 18	Flat Finish	M7341	-	
	8 X 18	Combination	M6094	3CT-188C	
	10 X 18	Float	A4171	3CT-188C	

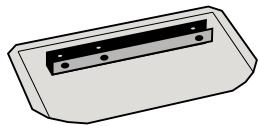
Model#	Blade Size	Blade Type	Marshalltown#	Mfr. Part#	Blade Type
CHALLENGE-CLIPPER, EVEREADY-BRIKSAW					
F-34-3-4	6 X 14	Finish	M6093	5530065	
	8 X 14	Combination	M6092	5530064	
	10 X 14	Float	A4172	5530066	
F-44-3-4	6 X 18	Finish	M6095	5530068	
	8 X 18	Combination	M6094	5530067	
	10 X 18	Float	A4171	5530069	
CHAMPION DESA, CORBIT NORTHUP					
360-370-G-G4	6 X 14	Finish	M6093	441140	
	6 X 14	Finish	M7340	-	
	8 X 14	Combination	M6092	441128	
	10 X 14	Float	A4172	441143	
430-440-G-G4	6 X 18	Finish	M6095	441141	
	6 X 18	Flat Finish	M7341	-	
	8 X 18	Combination	M6094	441129	
	10 X 18	Float	A4171	441144	
DART					
DTF-36	6 X 14	Finish	M6093	DT-7082	
	6 X 14	Finish	M7636	DT-7083	
	8 X 14	Combination	M6092	DT-7080	
	8 X 14	Combination	M7536	DT-7081	
DTF-46	6 X 18	Finish	M6095	DT-7087	
	6 X 18	Finish	M7644	DT-7088	
	8 X 18	Combination	M6094	DT-7086	
	8 X 18	Combination	M7544	DT-7085	
	10 X 18	Float	A4171	DT-7089	
EDCO					
WT36 34"-42"	6 X 14	Finish	M7407	F-1	
	8 X 14	Combination	M7408	C-1	
	10 X 14	Float	A4174	M-1	
WT46 44"-48"	6 X 18	Finish	M7410	F-3	
	8 X 18	Combination	M7411	C-3	
	10 X 18	Float	A4175	WED-1018	
ESSICK					
LB34-3-4	6 X 14	Finish	M6093	LB34-120	
	6 X 14	Flat Finish	M7340	LB34-120	
	8 X 14	Combination	M6092	LB34-107	
	10 X 14	Float	A4172	LB34-121	
LB-46-3-4, HB-46-3	6 X 18	Finish	M6095	LB46-120	
	6 X 18	Flat Finish	M7341	LB46-120	
	8 X 18	Combination	M6094	LB46-107	
	10 X 18	Float	A4171	LB46-121	
KELLY					
360T New	6 X 14	Finish	M6093	23674	
	8 X 14	Combination	M6092	23673	
	10 X 14	Float	A4172	23675	
460T	6 X 18	Finish	M6095	23597	
	8 X 18	Combination	M6094	23548	
	10 X 18	Float	A4171	23596	



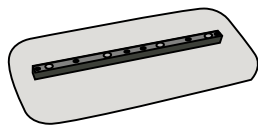
Float



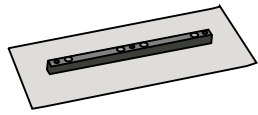
Channel Finish



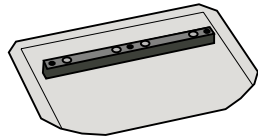
Channel Combination



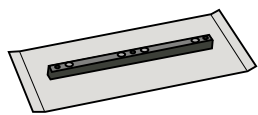
Flat Finish Rounded Corners



Flat Finish



Combination



Finish

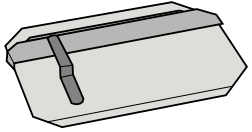
Model#	Blade Size	Blade Type	Marshalltown#	Mfr. Part#	Blade Type
KRAFT					
36"	6 X 14	Finish	M6093	SK100	
	8 X 14	Combination	M6092	SK101	
	10 X 14	Float	A4172	SK102	
	6 X 14	Finish	M6093ELB	SK100B	
	8 X 14	Combination	M6092ELB	SK101B	
	6 X 14	Float	M6093ELG	SK100G	
	8 X 14	Finish	M6092ELG	SK101G	
44"	6 X 18	Finish	M6095	SK214	
	8 X 18	Combination	M6094	SK215	
	10 X 18	Float	A4171	SK105	
	6 X 18	Blue Finish	M6095ELB	SK214B	
	8 X 18	Blue Comb.	M6094ELB	SK215B	
	6 X 18	Gold Finish	M6095ELG	SK214G	
	8 X 18	Gold Comb.	M6094ELG	SK215G	
MARSHALLTOWN					
36E55	6 X 14	Finish	M6093	-	
	6 X 14	Flat Finish	M7340	-	
	8 X 14	Flat Finish	M7342	-	
	8 X 14	Combination	M6092	-	
	10 X 14	Float	A4172	-	
36PE9	6 X 14	Finish	M7345	-	
46E11, 46E9NH	6 X 18	Finish	M6095	-	
	6 X 18	Flat Finish	M7341	-	
	8 X 18	Flat Finish	M7343	-	
	8 X 18	Combination	M6094	-	
10 X 18	Float	A4171	-		
MASTER					
F30, F36B-3, F36B-4	10 X 11	Float	A4173	-	
	6 X 14	Finish	M7636	RT36	
	8 X 14	Combination	M7536	RC36	
F46B-3, F46B-4	6 X 18	Finish	M7644	3RT46	
	8 X 18	Combination	M7544	3RC46	
	10 X 18	Float	A4171	3FF46	
UT-4	6 X 14	Finish	M7636	RT36	
	8 X 14	Combination	M7536	RC36	
	10 X 11	Float	A4173	-	
MBW					
F36/4, F-78, MK8 90	6 X 14	Finish	M6093	5347	
	6 X 14	Flat Finish	M7340	-	
	8 X 14	Flat Finish	M7342	-	
	8 X 14	Combination	M6092	5402	
	10 X 14	Float	A4172	5403	
F46/4, F88, F96, MK8 120, MK8 121	6 X 18	Finish	M6095	5383	
	6 X 18	Flat Finish	M7341	-	
	8 X 18	Flat Finish	M7343	-	
	8 X 18	Combination	M6094	5412	
	10 X 18	Float	A4171	5413	

Model#	Blade Size	Blade Type	Marshalltown#	Mfr. Part#	Blade Type
MORRISON					
36" Walk-behind	6 X 14	Finish	M6093	-	
	6 X 14	Flat Finish	M7340	-	
	8 X 14	Flat Finish	M7342	-	
	8 X 14	Combination	M6092	-	
	10 X 14	Float	A4172	-	
46" Walk-behind	6 X 18	Finish	M6095	-	
	6 X 18	Flat Finish	M7341	-	
	8 X 18	Flat Finish	M7343	-	
	8 X 18	Combination	M6094	-	
10 X 18	Float	A4171	-		
MULLER					
36-3-G-4 & E	8 X 14	Combination	M6092	G1951	
46-3-G-4 & E	10 X 18	Float	A4171	G722B	
REMINGTON MALL					
T-34, T434, T-334A, T-434A	10 X 14	Float	A4172	G722B	
RHIN-O-TUFF					
RE35H5	6 X 14	Finish	M7345	-	
R36H5, R36H8	6 X 14	Finish	M6093	-	
	6 X 14	Flat Finish	M7340	-	
	8 X 14	Flat Finish	M7342	-	
	8 X 14	Combination	M6092	-	
	10 X 14	Float	A4172	-	
R46H9	6 X 18	Finish	M6095	-	
	6 X 18	Flat Finish	M7341	-	
	8 X 18	Flat Finish	M7343	-	
	8 X 18	Combination	M6094	-	
	10 X 18	Float	A4171	-	
SKIL POWER TROWELS					
PT4-48	6 X 18	Finish	M6095	58177	
	8 X 18	Combination	M6094	58176	
STONE					
30-3-1, E-4	6 X 11	Finish	M6096	34576	
	8 X 11	Combination	M6219	34581	
	10 X 11	Float	A4173	34591	
CF364, T-36	6 X 14	Finish	M6093	34578	
	6 X 14	Flat Finish	M7340	34578	
	8 X 14	Combination	M6092	34583	
	10 X 14	Float	A4172	34586	
CF464, T-46, HDP484	6 X 18	Finish	M6095	34580	
	6 X 18	Flat Finish	M7341	34580	
	8 X 18	Combination	M6094	34585	

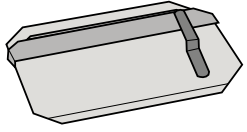
Continued on next page.

CONCRETE TOOLS

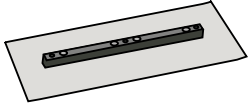
Power Trowel Conversion Chart



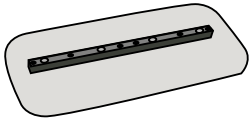
Float



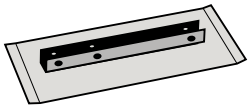
Float Left Handed (Riders Only)



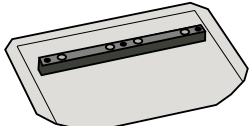
Flat Finish



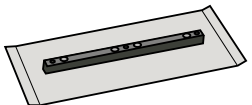
Flat Finish Rounded Corners



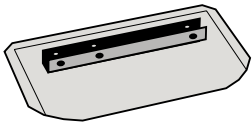
Channel Finish



Combination



Finish



Channel Combination

Model#	Blade Size	Blade Type	Marshalltown#	Mfr. Part#	Blade Type
STOW					
SCT30	6 X 11	Finish	M6096	-	
	8 X 11	Combination	M6219	-	
	10 X 11	Float	A4173	-	
SCT36	6 X 14	Finish	M6093	22027-501	
	6 X 14	Flat Finish	M7340	-	
	8 X 14	Flat Finish	M7342	-	
	8 X 14	Combination	M6092	22029-501	
	10 X 14	Float	A4172	22028-501	
SCT46	6 X 18	Finish	M6095	21637-501	
	6 X 18	Flat Finish	M7341	-	
	8 X 18	Flat Finish	M7343	-	
	8 X 18	Combination	M6094	21989-501	
	10 X 18	Float	A4171	21989-501	
SUPERIOR, SOFF-CUT, HUSQVARNA					
T-36	8 X 14	Combination	M6092	-	
	8 X 14	Combination	M7413	2836FL	
EX-36, GH-36, DGH-36, CR-36	8 X 14	Combination	M7413	2836FL	
TR-48	8 X 18	Combination	M6094	-	
	8 X 18	Combination	M7417	2848FL	
GH-44, DGH-44, CR-44	8 X 16	Flat Finish	M7416	2844C	
	8 X 16	Combination	M7414	2844FL	
	10 1/2 X 17 1/2	Float	A4176	-	
GH-48, DGH-48, CR-48	8 X 18	Combination	M7417	2848FL	
Rocket Rider, RTR100	8 X 16	Finish	M7416	2844C	
	8 X 16	Combination	M7414	2844FL	
WACKER					
CT30, CT36, CRT36ASO, CRT36ASN, CRT36-23K-H, CRT36-24A-H	10 X 11	Float	A4173	110574	
	6 X 14	Finish	M6093	79638	
	6 X 14	Flat Finish	M7340	-	
	8 X 14	Flat Finish	M7342	-	
	8 X 14	Combination	M6092	79637	
	10 X 14	Float	A4172	75061	
	10 X 14	Float-LH	A4172LH	-	
	6 X 18	Finish	M6095	79642	
CT48, CRT46ASO, CRT46KHO, CRT46KHN, CRT48-25K-H8L, CRT48-31V-H	6 X 18	Flat Finish	M7341	-	
	8 X 18	Flat Finish	M7343	-	
	8 X 18	Combination	M6094	79641	
	10 X 18	Float	A4171	112000	
	10 X 18	Float-LH	A4171LH	-	

Model#	Blade Size	Blade Type	Marshalltown#	Mfr. Part#	Blade Type	
WAGMAN						
30"	6 X 11	Finish	M6096	WX-611F		
	8 X 11	Combination	M6219	WX-8110		
	9 X 11	Float	A4173	WX-911FO		
36"	6 X 14	Finish	M6093	WX-614F		
	6 X 14	Flat Finish	M7340	WX-614F FLAT		
	6 X 13	Finish	M7636	WM-61325CH		
	8 X 14	Flat Finish	M7342	WX-814F		
	8 X 14	Combination	M6092	WX-8140		
	8 X 14	Combination	M7536	WX-8140CH		
	10 X 14	Float	A4172	WX-1014FO		
	10 X 14	Float-LH	A4172LH	WX-1014LH		
	48"	6 X 18	Finish	M6095	WX-618F	
		6 X 18	Flat Finish	M7341	WX-618F FLAT	
6 X 18		Finish	M7644	WM-618CH		
8 X 18		Flat Finish	M7343	WX-818F		
8 X 18		Combination	M6094	WX-8180		
8 X 18		Combination	M7544	WX-8180CH		
10 X 18		Float	A4171	WX-1018HD		
10 X 18		Float-LH	A4171LH	WX-1018LHHD		
WHITEMAN						
M Series 30"	10 X 11	Float	A4173	-		
J Series 34" J Series 36" HP Series 36" JTN 36" JWN 36" JTO 36"	6 X 14	Finish	M6093	F-900		
	6 X 14	Flat Finish	M7340	F-901		
	8 X 14	Flat Finish	M7342	-		
	8 X 14	Combination	M6092	C-844		
	10 X 14	Float	A4172	CL-954F		
	10 X 14	Float-LH	A4172LH	-		
B Series 46" HP Series 46" HD Series 48" BTO 46" H Series 46"	6 X 18	Finish	M6095	F-400		
	6 X 18	Flat Finish	M7341	F-0401		
	8 X 18	Flat Finish	M7343	RC818		
	8 X 18	Combination	M6094	C-464		
	10 X 18	Float	A4171	CL-444F		
	10 X 18	Float-LH	A4171LH	-		
STX	6 X 23	Finish	M7349	F11990		
	8 X 23	Flat Finish	M7363ELG	-		
	8 X 23	Combination	M7352	C11997		
Channel Mount Blades	6 X 14	Finish	M7636	1872		
	8 X 14	Combination	M7536	1871		
	6 X 18	Finish	M7644	1874		
	8 X 18	Combination	M7544	1873		

Power Trowel Blade Pins

- For channel type mounting blades
- Sold 1 pair per inner pack/1 pair per outer pack



MADE IN
U.S.A.

MARSHALLTOWN The Premier Line

EDI	Part#	Size-in.	Size-mm
17710	M7710	3½	89

Rub Bricks

- Fluted silicon carbide stone 20-grit
- Ideal for dressing down and removing form marks from concrete
- Sold 1 per inner pack/5 per outer pack



MADE IN
U.S.A.

MARSHALLTOWN The Premier Line

EDI	Part#	Size-in.	Size-mm
16440	840	6 X 3 X 1	152 X 76 X 25
16441	841	8 X 3½ X 1½	203 X 89 X 38

Rub Bricks

- Fluted 20-grit silicon carbide surface
- Ideal for dressing down and removing marks from concrete or cleaning brick
- Sold 1 per inner pack/5 per outer pack



QLT^{BY} MARSHALLTOWN

EDI	Part#	Size-in.	Size-mm
16192	RB192	6 X 3 X 1	152 X 76 X 25
16194	RB194	8 X 3½ X 1½	203 X 89 X 38

Concrete Chisels

- Forged from tool steel, then tempered to correct final hardness
- Blade is formed to start easier, cut faster and last longer
- Used for cutting and breaking up concrete
- **WARNING:** Always wear eye protection when using this tool
- Sold 10 per inner pack/10 per outer pack




MARSHALLTOWN The Premier Line

EDI	Part#	Description	Size-in.	Size-mm
16611	651	Bull Point Chisel	12 X ¾	305 X 19
16620	660	Concrete Chisel	10 X 2	254 X 51
16621	661	Concrete Chisel	10 X 2½	254 X 64

Floor Scrapers

- Blade is made of heavy gauge spring steel
- Plastic grip on handle to protect hands
- For more details and size options **see pages 221-223**



Concrete Apprentice Tool Kit

- Tools included:
NB202 - Nylon Tool Bag
MXS64D - 14 X 4" (356 x 102mm) Finishing Trowel
145D - 16 X 3½" (406 X 79mm) Magnesium Hand Float
180D - 6 X 3" (152 X 76mm) SS Concrete Groover, ½" (13mm) Groove
136D - 6 X 3" (152 X 76mm) Curved End Edger, ⅜" (10mm) Radius
44D - 12 X 5" (305 X 127mm) Wood Float
52D - 5 X 2" (127 X 51mm) Margin Trowel
 Sold 1 per inner pack/1 per outer pack



MADE IN
U.S.A.

MARSHALLTOWN The Premier Line

EDI	Part#	Size-in.	Size-mm
16205	CTK3	N/A	N/A

Concrete Apprentice Tool Kit

- Tools included:
831 - Canvas Tool Bag **MXS64D** - 14 X 4" (356 x 102mm) Finishing Trowel
145D - 16 X 3½" (406 X 79mm) Magnesium Hand Float
180D - 6 X 3" (152 X 76mm) SS Concrete Groover, ½" (13mm) Groove
136D - 6 X 3" (152 X 76mm) Curved End Edger, ⅜" (10mm) Radius
44D - 12 X 5" (305 X 127mm) Wood Float
52D - 5 X 2" (127 X 51mm) Margin Trowel
 Sold 1 per inner pack/1 per outer pack



MADE IN
U.S.A.

MARSHALLTOWN The Premier Line

EDI	Part#	Size-in.	Size-mm
15902	CTK2	N/A	N/A



Decorative **CONCRETE**

*Welcome to a world of
sophistication
and
creativity.*

At **MARSHALLTOWN** we pride ourselves on offering the largest selection of innovative products with the highest standard of quality.

MARSHALLTOWN decorative concrete products continue that tradition.


The decorative concrete offering includes all the essentials for your next masterpiece. Let your imagination be your guide and an endless sea of concrete be your canvas. Step off the beaten path and embark on an adventure with **MARSHALLTOWN** into the world of decorative concrete. With **MARSHALLTOWN** at your side, your next creation is right around the bend.



MARSHALLTOWN
The Premier Line

Ashlar Slate

- Simple, yet sophisticated, nice in a variety of settings
- Grout lines are 1/2" (13mm) deep
- Sold 1 per inner pack/1 per outer pack




MADE IN
U.S.A

MARSHALLTOWN The Premier Line

EDI	Part#	Description	Size-in.	Size-mm
18090	ASBLUE	Blue	24 X 24	610 X 610
18091	ASBLUEF	Blue Flex	24 X 24	610 X 610
18092	ASGREEN	Green	24 X 24	610 X 610
18093	ASGREENF	Green Flex	24 X 24	610 X 610
18094	ASBLACK	Black	24 X 24	610 X 610
18095	ASBLACKF	Black Flex	24 X 24	610 X 610

Cottage Slate

- Mix and match mats for desired look
- Grout lines are 1/4" (6mm) deep
- Sold 1 per inner pack/1 per outer pack



MADE IN
U.S.A

MARSHALLTOWN The Premier Line

EDI	Part#	Description	Size-in.	Size-mm
18285	CSBLUE	Blue	18 X 36	457 X 914
18286	CSBLUEF	Blue Flex	18 X 36	457 X 914
18287	CSGREEN	Green	18 X 36	457 X 914
18288	CSGREENF	Green Flex	18 X 36	457 X 914
18289	CSBLACK	Black	18 X 36	457 X 914
18290	CSBLACKF	Black Flex	18 X 36	457 X 914

Slate 12 X 12

- Accurately reproduces the look of natural slate
- Grout lines are 1/4" (6mm) deep
- Sold 1 per inner pack/1 per outer pack




MADE IN
U.S.A

MARSHALLTOWN The Premier Line

EDI	Part#	Description	Size-in.	Size-mm
18102	SLATE12	Standard	24 X 24	610 X 610
18103	SLATE12F	Flex	24 X 24	610 X 610

Majestic Ashlar

- Similar to Ashlar Slate pattern, with larger stones
- Grout lines are 1/2" (13mm) deep
- Sold 1 per inner pack/1 per outer pack



MADE IN
U.S.A

MARSHALLTOWN The Premier Line

EDI	Part#	Description	Size-in.	Size-mm
18096	MABBLUE	Blue	36 X 36	914 X 914
18097	MABBLUEF	Blue Flex	36 X 36	914 X 914
18098	MAGREEN	Green	36 X 36	914 X 914
18099	MAGREENF	Green Flex	36 X 36	914 X 914
18100	MABLACK	Black	36 X 36	914 X 914
18101	MABLACKF	Black Flex	36 X 36	914 X 914

Slate 6 X 6

- Accurately reproduces the look of natural slate
- Grout lines are 1/8"-1/4" (3mm-6mm) deep
- Sold 1 per inner pack/1 per outer pack




MADE IN
U.S.A

MARSHALLTOWN The Premier Line

EDI	Part#	Description	Size-in.	Size-mm
18104	SLATE6	Standard	24 X 36	610 X 914
18105	SLATE6F	Flex	24 X 36	610 X 914

Cobblestone

- Gives an "Old World" look to your hardscapes
- Grout lines are 1/2" (13mm) deep
- Sold 1 per inner pack/1 per outer pack



MADE IN
U.S.A

MARSHALLTOWN The Premier Line

EDI	Part#	Description	Size-in.	Size-mm
18106	COBBLE	Standard	22 3/4 X 29 3/4	578 X 756
18107	COBBLEF	Flex	22 3/4 X 29 3/4	578 X 756

Mayan Cobblestone

- Molded using select stones for a beautiful, natural look
- Grout lines are 1/2" (13mm) deep
- Sold 1 per inner pack/1 per outer pack



MADE IN
U.S.A

MARSHALLTOWN The Premier Line

EDI	Part#	Description	Size-in.	Size-mm
18108	MACOBB	Standard	32 X 24	813 X 610
18109	MACOBBF	Flex	32 X 24	813 X 610

Verona Cobblestone

- Accurately reproduces the look of cobblestone
- Grout lines are 1/4" (6mm) deep
- Sold 1 per inner pack/1 per outer pack



MADE IN
U.S.A

MARSHALLTOWN The Premier Line

EDI	Part#	Description	Size-in.	Size-mm
17989	VERCOBB	Standard	45 X 45	1143 X 1143
17990	VERCOBBF	Flex	45 X 45	1143 X 1143

Large Stone Fan

- Grout lines are 1/2" (13mm) deep
- Sold 1 per inner pack/1 per outer pack



MADE IN
U.S.A

MARSHALLTOWN The Premier Line

EDI	Part#	Description	Size-in.	Size-mm
18110	LGSTFAN	Standard	46 X 26	1168 X 660
18111	LGSTFANF	Flex	46 X 26	1168 X 660

Mayan Circle

- Produces cobblestone in a circle formation
- 15' diameter circles require MACIR5, MACIR10 and MACIR15
- 10' diameter circles require MACIR15 and MARCIR10
- 5' diameter circles only require MACIR5
- Grout lines are 1/4"-3/8" (6mm-10mm) deep
- Sold 1 per inner pack/1 per outer pack



NEW!


MADE IN
U.S.A

MARSHALLTOWN The Premier Line

EDI	Part#	Description	Dia.-ft.	Dia.-M
18958	MACIR5	Black	5	1.52
18959	MACIR10	Green	10	3.04
18960	MACIR15	Blue	15	4.57

Tetra Stone

- Accurately reproduces the look of tetra stone
- Grout lines are 1/4" (6mm) deep
- Sold 1 per inner pack/1 per outer pack



MADE IN
U.S.A

MARSHALLTOWN The Premier Line

EDI	Part#	Description	Size-in.	Size-mm
17987	TETRA	Standard	29 1/2 X 59	750 X 1499
17988	TETRAF	Flex	29 1/2 X 59	750 X 1499

Fieldstone

- Natural look and randomness gives the feel of fieldstones carefully arranged together
- Grout lines are 1/4"-1/2" (6mm-13mm) deep
- Sold 1 per inner pack/1 per outer pack




MADE IN
U.S.A

MARSHALLTOWN The Premier Line

EDI	Part#	Description	Size-in.	Size-mm
18078	FSBLUE	Blue	32 X 32	813
18079	FSBLUEF	Blue Flex	32 X 32	813
18080	FSGREEN	Green	32 X 32	813
18081	FSGREENF	Green Flex	32 X 32	813
18082	FSBLACK	Black	32 X 32	813
18083	FSBLACKF	Black Flex	32 X 32	813

Orchard Stone

- Random cut design with large stones
- Grout lines are 1/4"-1/2" (6mm-13mm) deep
- Sold 1 per inner pack/1 per outer pack



MADE IN U.S.A.

MARSHALLTOWN The Premier Line

EDI	Part#	Description	Size-in.	Size-mm
18084	OSBLUE	Blue	46 X 50	1168 X 1270
18085	OSBLUEF	Blue Flex	46 X 50	1168 X 1270
18086	OSGREEN	Green	46 X 50	1168 X 1270
18087	OSGREENF	Green Flex	46 X 50	1168 X 1270
18088	OSBLACK	Black	46 X 50	1168 X 1270
18089	OSBLACKF	Black Flex	46 X 50	1168 X 1270

Colorado Flagstone

- Achieve the look of Colorado Flagstone
- Grout lines are 1/2" (13mm) deep
- Sold 1 per inner pack/1 per outer pack




MADE IN U.S.A.

MARSHALLTOWN The Premier Line

EDI	Part#	Description	Size-in.	Size-mm
17985	COFLAG	Standard	24 X 59 1/2	610 X 1512
17986	COFLAGF	Flex	24 X 59 1/2	610 X 1512

Bluestone

- Replicates natural Bluestone
- Can be arranged in a running bond, stacked bond or basketweave pattern
- Grout lines are 1/8" (3mm) deep
- Sold 1 per inner pack/1 per outer pack



NEW!


MADE IN U.S.A.

MARSHALLTOWN The Premier Line

EDI	Part#	Description	Size-in.	Size-mm
18982	BSBLACK	Black	18 X 36	457 X 914
18983	BSBLACKF	Black Flex	18 X 36	457 X 914
18984	BSBLUE	Blue	18 X 36	457 X 914
18985	BSBLUEF	Blue Flex	18 X 36	457 X 914
18986	BSGREEN	Green	18 X 36	457 X 914
18987	BSGREENF	Green Flex	18 X 36	457 X 914

New Basketweave Brick

- A stylish update of the traditional brick pattern
- Grout lines are 1/2" (13mm) deep
- Sold 1 per inner pack/1 per outer pack




MADE IN U.S.A.

MARSHALLTOWN The Premier Line

EDI	Part#	Description	Size-in.	Size-mm
18114	BWBRICK	Standard	30 1/2 X 15 1/2	775 X 394
18115	BWBRICKF	Flex	30 1/2 X 15 1/2	775 X 394

New Herringbone Brick

- Sleek, sophisticated style interlocks bricks at a 90° angle for a tight, compact look
- Grout lines are 1/4"-1/2" (6mm-13mm)
- Sold 1 per inner pack/1 per outer pack



MADE IN U.S.A.

MARSHALLTOWN The Premier Line

EDI	Part#	Description	Size-in.	Size-mm
18112	HERRBRK	Standard	37 X 25 1/2	940 X 648
18113	HERRBRKF	Flex	37 X 25 1/2	940 X 648

Soldier Course Brick

- Produces a border to the edge of concrete slabs
- Old Chicago has a grout depth of 1/2" (13mm), New Brick 3/8"-1/2" (10mm-12mm), and Pennsylvania 1/2" (13mm)
- Sold 1 per inner pack/1 per outer pack



MADE IN U.S.A.

MARSHALLTOWN The Premier Line

EDI	Part#	Description	Size-in.	Size-mm
18122	CHSCB	Old Chicago	31 X 9 1/2	787 X 241
18123	CHSCBF	Old Chicago Flex	31 X 9 1/2	787 X 241
17983	OSCCOR	Old Chicago Finishing Corner	9 1/2 X 9 1/2	241 X 241
18229	NBSC	New Brick	29 X 8 1/2	737 X 216
18231	NBSCF	New Brick Flex	29 X 8 1/2	737 X 216
17982	NBSCCOR	New Brick Finishing Corner	8 1/2 X 8 1/2	216 X 216
18237	PABSC	Pennsylvania	28 X 8 1/2	711 X 216
18240	PABSCF	Pennsylvania Flex	28 X 8 1/2	711 X 216
17984	PASCCOR	Pennsylvania Finishing Corner	8 1/2 X 8 1/2	216 X 216

Old Chicago Running Bond Brick

- Replicated to take on the look of worn brick pavers
- Grout lines are 1/2" (6mm-13mm) deep
- Sold 1 per inner pack/1 per outer pack



MADE IN
U.S.A.

MARSHALLTOWN The Premier Line

EDI	Part#	Description	Size-in.	Size-mm
18116	CHRBB	Standard	30 3/4" X 2 1/2"	781 X 546
18117	CHRBBF	Flex	30 3/4" X 2 1/2"	781 X 546

Pennsylvania Avenue Brick

- Ideal for sidewalks, driveways and patios
- Grout lines are 1/4" (6mm) deep
- Sold 1 per inner pack/1 per outer pack



MADE IN
U.S.A.

MARSHALLTOWN The Premier Line

EDI	Part#	Description	Size-in.	Size-mm
18118	PABRK	Standard	34 1/2" X 20 1/2"	876 X 521
18119	PABRKF	Flex	34 1/2" X 20 1/2"	876 X 521

Pennsylvania Herringbone Brick

- Made with the same brick as our Old Chicago design with narrower grout lines
- Grout lines are 1/4"-3/8" (6mm-10mm) deep
- Sold 1 per inner pack/1 per outer pack



MADE IN
U.S.A.

MARSHALLTOWN The Premier Line

EDI	Part#	Description	Size-in.	Size-mm
18120	PAHBRK	Standard	39 X 26 1/4"	991 X 667
18121	PAHBRKF	Flex	39 X 26 1/4"	991 X 667

New Brick Texture Skin

- Used with the New Herringbone and New Basketweave brick pattern stamps
- Sold 1 per inner pack/1 per outer pack



MADE IN
U.S.A.

MARSHALLTOWN The Premier Line

EDI	Part#	Size-in.	Size-mm
18228	NBRT18	18 X 18	457 X 457

12" Wood Plank

- Achieve the look of finished wood with the durability of concrete
- Grout lines are 1/8"-1/4" (3-6mm) deep
- New items shown in table in red
- Sold 1 per inner pack/1 per outer pack




MADE IN
U.S.A.

MARSHALLTOWN The Premier Line

EDI	Part#	Description	Size-in.	Size-mm
18128	WP16	Standard	12 X 16	305 X 406
18129	WP16F	Flex	12 X 16	305 X 406
18130	WP32	Standard	12 X 32	305 X 813
18131	WP32F	Flex	12 X 32	305 X 813
18132	WP48	Standard	12 X 48	305 X 1219
18133	WP48F	Flex	12 X 48	305 X 1219
18134	WP64	Standard	12 X 64	305 X 1626
18135	WP64F	Flex	12 X 64	305 X 1626
18136	WP80	Standard	12 X 80	305 X 2032
18137	WP80F	Flex	12 X 80	305 X 2032
18138	WP96	Standard	12 X 96	305 X 2438
18139	WP96F	Flex	12 X 96	305 X 2438
18990	WP12T	Touch Up Skin	11 X 47	279 X 1194

6" Wood Plank

- Achieve the look of finished wood with the durability of concrete
- Grout lines are 1/8" (3mm) deep
- Sold 1 per inner pack/1 per outer pack



NEW!


MADE IN
U.S.A.

MARSHALLTOWN The Premier Line

EDI	Part#	Description	Size-in.	Size-mm
18934	6WPBLACK	Black	18 X 72	457 X 1829
18935	6WPBLUE	Blue	18 X 72	457 X 1829
18936	6WPFLEXY	Y Flex	18 X 18	457 X 457
18937	6WPFLEXX	X Flex	18 X 18	457 X 457
18938	6WPSGL	Single Plank Flex	23 X 6	584 X 152
18939	6WPSKIN	Touch Up Skin	6 X 22 1/2"	152 X 572

Hardwood Planks

- Accurately reproduces the look of hardwood
- Grout lines are 1/8" (3mm) deep
- Sold 1 per inner pack/1 per outer pack




MADE IN
U.S.A

MARSHALLTOWN The Premier Line

EDI	Part#	Description	Size-in.	Size-mm
17991	HWPLANK	Standard	72 X 28	1829 X 711
17992	HWPLANKSGL	Single Flex	3 1/4 X 23 1/2	82 X 590
17993	HWPLANKX	"X" Flex	21 X 28	533 X 711
17994	HWPLANKY	"Y" Flex	21 X 28	533 X 711

Chiseled Slate

- Easily create the look of a large slab of slate
- **CHSLT48** comes with handles for easier stamping
- Sold 1 per inner pack/1 per outer pack



MADE IN
U.S.A

MARSHALLTOWN The Premier Line

EDI	Part#	Size-in.	Size-mm
18140	CHSLT18	18 X 18	457 X 457
18141	CHSLT48	48 X 48	1219 X 1219

Heavy Stone

- Used as stamping mats to create the look of large stone slabs
- **HVYSTN48** comes with handles for easier stamping
- Sold 1 per inner pack/1 per outer pack



MADE IN
U.S.A

MARSHALLTOWN The Premier Line

EDI	Part#	Size-in.	Size-mm
18124	HVYSTN18	18 X 18	457 X 457
18125	HVYSTN48	48 X 48	1219 X 1219

Bluestone

- Replicates natural Bluestone
- **18989** comes with handles for easier stamping
- Sold 1 per inner pack/1 per outer pack



NEW!

MADE IN
U.S.A

MARSHALLTOWN The Premier Line

EDI	Part#	Description	Size-in.	Size-mm
18988	18988	Touch Up Skin	18 X 18	457 X 457
18989	18989	Seamless Texture	48 X 48	1219 X 1219

Italian Slate

- Used as stamping mats to create the look of large stone slabs
- **ITSLAT48** comes with handles for easier stamping
- Sold 1 per inner pack/1 per outer pack




MADE IN
U.S.A

MARSHALLTOWN The Premier Line

EDI	Part#	Size-in.	Size-mm
18126	ITSLAT18	18 X 18	457 X 457
18127	ITSLAT48	48 X 48	1219 X 1219

Rock Salt Texture

- Get the look of a rock salt finish
- **SALTEX48** comes with handles for easier stamping
- Sold 1 per inner pack/1 per outer pack



MADE IN
U.S.A

MARSHALLTOWN The Premier Line

EDI	Part#	Size-in.	Size-mm
17999	SALTEX18	18 X 18	457 X 457
18000	SALTEX48	48 X 48	1219 X 1219

Pennsylvania/Chicago Brick Texture Skin

- Used with the Pennsylvania and Chicago brick pattern stamps
- Sold 1 per inner pack/1 per outer pack



MADE IN
U.S.A

MARSHALLTOWN The Premier Line

EDI	Part#	Size-in.	Size-mm
18227	CHPAT18	18 X 18	457 X 457

Pebblestone Texture

- Get the look of randomly laid pebbles
- **PEBBLE36** and **PEBBLE48** come with handles for easier stamping
- Sold 1 per inner pack/1 per outer pack



PEBBLE18

NEW!

MADE IN
U.S.A


MARSHALLTOWN The Premier Line

EDI	Part#	Size-in.	Size-mm
18940	PEBBLE18	18 X 18	457 X 457
18941	PEBBLE24	24 X 24	610 X 610
18942	PEBBLE36	36 X 36	914 X 914
18943	PEBBLE48	48 X 48	1219 X 1219

Specialty Leaf Stamps

- Use individual or clusters of leaves to accent your slab
- Sold 1 per inner pack/1 per outer pack

NEW!



MADE IN
U.S.A

MARSHALLTOWN The Premier Line

EDI	Part#	Description	Size-in.	Size-mm
18944	ARBLFCLUS	Arbor Leaf Cluster	28½ X 31½	724 X 800
18948	ARBORLEAF	Arbor Leaf	16⅞ X 8⅞	429 X 213
18945	GINKLEAFS	Ginkgo Leaf Small	26½ X 15	673 X 381
18951	GINKLEAFL	Ginkgo Leaf Large	12 X 7	305 X 178
18946	OAKLEAF	Oak Leaf	12 X 6⅞	305 X 156
18956	OAKLFCLUS	Oak Leaf Cluster	26⅞ X 18	679 X 457
18947	MAPLELEAF	Maple Leaf	9½ X 6	241 X 152
18955	MAPLFCLUS	Maple Leaf Cluster	23½ X 17	597 X 432
18949	ASHLFCLUS	Ash Leaf Cluster	23½ X 17¼	597 X 438
18950	ELMLEAF	Elm Leaf	30½ X 14	775 X 356
18952	HICKLFCLUS	Hickory Leaf Cluster	20 X 20	508 X 508
18953	HONLFCLUS	Honey Locust Leaf Cluster	24 X 17	610 X 432
18954	KENLFCLUS	Kentucky Coffeetree Leaf Cluster	28¼ X 20	718 X 508
18957	SASLFCLUS	Sassafras Leaf Cluster	25½ X 19	648 X 483

Cantilevered Cut Stone Step Liner

- Effortless transfer of rough cut stone texture to tread edges
- Dimensions shown are cast
- Sold 1 per inner pack/1 per outer pack



MADE IN U.S.A.

MARSHALLTOWN The Premier Line

EDI	Part#	Size-in.	Size-mm
17996	CANTILEEDGE	96 X 2 1/4	2438 X 57
17995	CANTILCOR	2 1/4	57

Cut Stone Riser Form

- Used to add rough cut stone texture to step risers
- Sold 1 per inner pack/1 per outer pack



MADE IN U.S.A.

MARSHALLTOWN The Premier Line

EDI	Part#	Size-in.	Size-mm
17998	RISERSTN	96 X 9 1/4	2438 X 235


Compatibility Chart

- Use this chart to find the correct combination of stamp, texture skin, chisel or roller
- See page 127 for touch up wheels

Stamp	Texture Skin	Rollers	
		Size-in.	Size-mm
Ashlar Slate	Italian Slate	1/4 Round	6 Round
Bluestone	Bluestone 18988	1/4 Round	6 Round
Cobblestone	Chiseled Slate	1/4 Round	6 Round
Colorado Flagstone	Chiseled Slate	1/4 Flat or 3/8 Sanded	6 Flat or 10 Sanded
Cottage Slate	Italian Slate	1/4 Flat	6 Flat
Fieldstone	Chiseled Slate	1/4 Flat or 3/8 Sanded	6 Flat or 10 Sanded
Hardwood Plank	N/A	N/A	N/A
Large Stone Fan	Chiseled Slate	1/4 Round	6 Round
Majestic Ashlar	Italian Slate	1/4 Round	6 Round
Mayan Circle	Heavy Stone	1/4 Flat or 3/8 V	6 Flat or 10 V
Mayan Cobblestone	Heavy Stone	1/4 Flat or 3/8 V	6 Flat or 10 V
New Basketweave Brick	New Brick	3/8 Sanded	10 Sanded
New Herringbone Brick	New Brick	1/4 Flat or 3/8 V	6 Flat or 10 V
Old Chicago Running Bond Brick	Penn/Old Chicago	3/8 Sanded	10 Sanded
Orchard Stone	Chiseled Slate	3/8 V	10 V
Pennsylvania Avenue Brick	Penn/Old Chicago	1/4 Flat	6 Flat
Pennsylvania Herringbone Brick	Penn/Old Chicago	1/4 Flat	6 Flat
Slate 6 X 6	Italian Slate	1/4 Round	6 Round
Slate 12 X 12	Italian Slate	1/4 Round	6 Round
Terta Stone	Heavy Stone	1/4 Flat or 3/8 V	6 Flat or 10 V
Verona Cobblestone	Chiseled Slate	3/8 Sanded	10 Sanded
6" Wood Plank	6WPSKIN	N/A	N/A
12" Wood Plank	WP12T	N/A	N/A

Cut Stone Form Liner

- Used to line forms for a cut stone look to the edge of your concrete
- Sold 1 per inner pack/1 per outer pack



MADE IN U.S.A.

MARSHALLTOWN The Premier Line

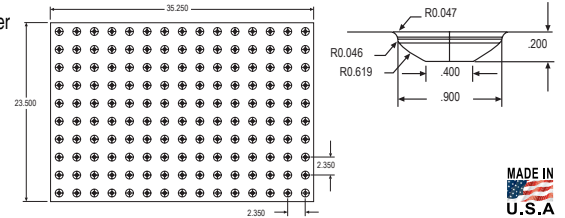
EDI	Part#	Size-in.	Size-mm
17997	CUTSTNEDGE	96 X 2 1/4	2438 X 57

ADA Stamps

- Detectable warning system used at curbs and cross walks in compliance with the Americans with Disabilities Act
- DOT RED is an integral mix specifically designed for ADA stamps
- Sold 1 per inner pack/1 per outer pack



EDI	Part#
18294	DOT RED



MADE IN U.S.A.

MARSHALLTOWN The Premier Line

EDI	Part#	Size-in.	Size-mm
18291	ADA22	24 X 24	610 X 610
18292	ADA23	24 X 36	610 X 914
18293	ADA24	24 X 48	610 X 1219

Rock 'N' Roller

- Five times faster than traditional stamping methods
- Easy push and pull pattern imprint
- Unique leverage weight system is adaptable to different concrete sets
- No special setup needed for borders
- Start rolling imprints long before stamps could be applied
- **Kit includes:**
Roller
Frame with weight poles
Weights (2)
1 3/4" Push Button Adapter
- Sold 1 per inner pack/1 per outer pack

**5x
FASTER**



ROCK 'N' ROLLER™

U.S. Patent Nos. 7,140,804 & 7,080,955



Your job is complete and the concrete is still wet!

SCAN HERE TO SEE IT IN ACTION!



MADE IN U.S.A.

Running Bond Brick



EDI	Part#	Description
25216	REDRR100	35 1/8" (892mm) Roller
25220	REDRR105	11 13/16" (300mm) Roller

Cobblestone



EDI	Part#	Description
25223	REDRR120	33 7/8" (849mm) Roller
25226	REDRR125	11 5/8" (287mm) Roller

Ashlar Slate



EDI	Part#	Description
25227	REDRR130	35 15/16" (913mm) Roller
25230	REDRR135	14" (356mm) Roller

Royal Slate



EDI	Part#	Description
25231	REDRR140	35 7/8" (900mm) Roller
25234	REDRR145	12 1/4" (311mm) Roller

Pathway Slate



EDI	Part#	Description
25235	REDRR150	35 1/2" (902mm) Roller
25238	REDRR155	12" (305mm) Roller

Random Stone




EDI	Part#	Description
25241	REDRR165	14 1/2" (369mm) Roller

NOTE: 14" and smaller rollers recommended for touch ups or borders only. Not recommended for large jobs.

To order: Phone: 800-888-0127 • Fax: 800-477-6341 • Visit our Website at www.MARSHALLTOWN.com

Rock 'N' Roller continued

Coarse Stone Texture



EDI	Part#	Description
27219	REDRR305TX	9" (229mm) Roller
27220	REDRR180TX	24" (610mm) Roller

Heavy Slate Texture



EDI	Part#	Description
25221	REDRR110	23 1/2" (597mm) Roller
25249	REDRR300TX	9" (229mm) Roller

Heavy Stone Texture



EDI	Part#	Description
25222	REDRR115	23 5/8" (600mm) Roller
25250	REDRR301TX	9" (229mm) Roller

Rock Salt Texture



EDI	Part#	Description
25239	REDRR160	24" (610mm) Roller
25240	REDRR160RS	9" (229mm) Roller

Wide Non Slip Diamond - Provides non-slip surface in livestock areas.



EDI	Part#	Description
27005	REDRR170	35 3/4" (908mm) Roller

Texture Rollers

- Used to create texture next to buildings or other hard to reach areas
- All texture rollers have a feather edge to allow rolling in any direction while avoiding edge lines
- Accepts standard threaded handle
- To attach a push button pole use 4819 push button adapter
- New items indicated in red
- Sold 1 per inner pack/1 per outer pack




MARSHALLTOWN The Premier Line

EDI	Part#	Description	Size
25249	REDRR300TX	Heavy Slate	9" (229mm)
25250	REDRR301TX	Heavy Stone	9" (229mm)
25251	REDRR302TX	Light Slate	9" (229mm)
25240	REDRR160RS	Rock Salt	9" (229mm)
27219	REDRR305TX	Coarse Stone	9" (229mm)

Touch Up Wheels

- Used to touch up grout lines
- Accepts standard threaded handle
- To attach a push button pole use 4819 push button adapter
- Sold 1 per inner pack/1 per outer pack



MARSHALLTOWN The Premier Line

EDI	Part#	Description
25252	REDRR565	1/4" (6mm) Round
25253	REDRR566	1/4" (6mm) Flat
25254	REDRR567	3/8" (10mm) Sanded
25256	REDRR569	3/8" (10mm) V

Rock 'N' Roller Compatibility Chart

Large Roller	Texture Roller	Touch Up Wheel
Running Bond Brick	N/A	3/8" (10mm) Sanded
Ashlar Slate	Heavy Slate	1/4" (6mm) Round
Pathway Slate	Light Slate	1/4" (6mm) Flat
Cobblestone	Heavy Slate	1/4" (6mm) Round
Royal Slate	Light Slate	1/4" (6mm) Flat
Heavy Slate	Heavy Slate	N/A
Heavy Stone	Heavy Stone	N/A
Rock Salt	Rock Salt	N/A
Wide Non Slip Diamond	N/A	3/8" (10mm) V
Random Stone	Heavy Stone	3/8" (10mm) V

Rock 'N' Roller Weight

- Used with Rock 'N' Roller to help adapt to changing concrete conditions
- Sold 1 per inner pack/1 per outer pack



MARSHALLTOWN The Premier Line

EDI	Part#	Weight
25219	REDRR100W	4 lb. (1.8 kg)

Interchangeable Border Rollers

- Add a border along the edges or through your slab
- One frame fits all rollers
- Buy a complete roller with frame and swap out individual rollers as needed
- Includes 1 3/4" push button adapter
- Sold 1 per inner pack/1 per outer pack

MADE IN
U.S.A

Tile Slate



EDI	Part#	Description
25213	REDRR02TS	8" (203mm) Roller w/Frame
25266	REDRRX2TS	8" (203mm) Roller only

Diamond Slate



EDI	Part#	Description
25214	REDRR03DS	8" (203mm) Roller w/Frame
25267	REDRRX3DS	8" (203mm) Roller only

Deco Scroll



EDI	Part#	Description
25215	REDRR04DC	8" (203mm) Roller w/Frame
25268	REDRRX4DC	8" (203mm) Roller only

Soldier Course



EDI	Part#	Description
25212	REDRR01SC	8" (203mm) Roller w/Frame
25265	REDRRX1SC	8" (203mm) Roller only

Mini Border Hand Tools

- Adds decorative pattern to edge of concrete
- Sold 1 per inner pack/1 per outer pack

REDRR194



REDRR196

Rope Border



Greek Key



Sm. Greek Key



Leaf Border



Floral Border



MADE IN
U.S.A

MARSHALLTOWN The Premier Line

EDI	Part#	Description	Size
25242	REDRR194	Rope Border	2 1/2" (57mm)
25243	REDRR195	Greek Key Border	3" (76mm)
25244	REDRR196	Sm. Greek Key Border	3" (76mm)
25245	REDRR197	Leaf Border	3" (76mm)
25247	REDRR199	Floral Border	4" (102mm)

Perma-Cast® Sierra Stain

Concrete stains are a penetrating, reactive stain that chemically combines with cured concrete to produce permanent variegated coloring effects. Because there are so many variables involved in the chemical reaction process Perma-Cast® Sierra Stain produces unique results. Wide color variations, mottling, and unevenness of the color are normal and usually desired. If these coloring effects are not desired, Sierra Stain should not be used.

- Stains are only available as a case of 4-1 gallon (3.8 L) bottles.
- No broken cases will be processed.
- Coverage is approximately 300 sq. ft. per gallon. Stains ship LTL hazardous.
- Sold 1 per inner pack/1 per outer pack.



MADE IN
U.S.A



Tannin

EDI	Part #
18243	SSTANNIN




Caribbean Sea

EDI	Part #
18248	SSCSEA



Verdigris

EDI	Part #
18245	SSVERDIG




Balkin Amber

EDI	Part #
18244	SSBAMBER



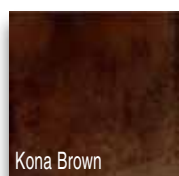
Cordovan Leather

EDI	Part #
18246	SSCORLTH



Weathered Bronze

EDI	Part #
18054	SSWBRNZ



Kona Brown

EDI	Part #
18055	SSKONA

Warranty Disclaimer/Limitation of Liability: Marshalltown Company makes no warranties regarding this product, express or implied, including warranties of fitness for a particular purpose or merchantability. Marshalltown Company, its directors, officers and employees shall not be liable for indirect, special or consequential damages or personal injury arising out of the use or handling of this product whether or not it has been advised of the possibility of such a loss or damage. Purchaser assumes all liability for the use and handling of this product including any injury to third parties. Marshalltown Company maximum liability shall be the price of the product.

Color chart may vary from actual color due to printing, lighting, application and/or usage.

Elements™ Concrete Stains

Butterfield Color® Elements™ Transparent Concrete Stain represents the latest in nanopigment technology. It is formulated to readily permeate the concrete surface and create translucent color variations similar to reactive acid stain. It is a penetrating, non-film forming stain for existing concrete surfaces. It is resistant to fading from sunlight. It can be used on interior concrete floors and exterior concrete hardscapes. It may also be applied to concrete blocks, pavers, and cementitious overlays. Elements™ is a low odor, water-based staining system which contains no acid. **This product requires specific surface preparation including the use of CHO Concrete Cleaner** (page 137). The cleaner is a highly concentrated citric acid base which is used to open the pores on the surface of the concrete in order to allow the Elements stain to penetrate properly.

- Stains are available in 32oz. or 4oz. (1L or 118ml) bottles.
- Approximate coverage for 32oz. (1L) bottle is 200-400 sq. ft.
- Approximate coverage for 4oz. (118ml) is 25-50 sq. ft.
- Sold 1 per inner pack/1 per outer pack.



MADE IN
U.S.A



Tannin

EDI	Part #
18020	ESTANNIN32
18036	ESTANNIN4



Balkin Amber

EDI	Part #
18021	ESBAMBER32
18037	ESBAMBER4



Verdigris

EDI	Part #
18022	ESVERDIG32
18038	ESVERDIG4




Stygian

EDI	Part #
18024	ESSTYGN32
18040	ESSTYGN4




Caribbean Sea

EDI	Part #
18025	ESCSEA32
18041	ESCSEA4




Lichen

EDI	Part #
18026	ESLICHEN32
18042	ESLICHEN4



Kona Brown

EDI	Part #
18028	ESKONA32
18044	ESKONA4



Taupe

EDI	Part #
18029	ESTAUPE32
18045	ESTAUPE4




Yellow

EDI	Part #
18030	ESYELLOW32
18046	ESYELLOW4



Blue

EDI	Part #
18032	ESBLUE32
18048	ESBLUE4



Black

EDI	Part #
18033	ESBLACK32
18049	ESBLACK4



Purple

EDI	Part #
18034	ESPURPLE32
18050	ESPURPLE4



Cordovan Leather

EDI	Part #
18023	ESCORLTH32
18039	ESCORLTH4



Weathered Bronze

EDI	Part #
18027	ESWBRNZ32
18043	ESWBRNZ4



Red

EDI	Part #
18031	ESRED32
18047	ESRED4



Gray

EDI	Part #
18035	ESGRAY32
18051	ESGRAY4

Warranty Disclaimer/Limitation of Liability: Marshalltown Company makes no warranties regarding this product, express or implied, including warranties of fitness for a particular purpose or merchantability. Marshalltown Company, its directors, officers and employees shall not be liable for indirect, special or consequential damages or personal injury arising out of the use or handling of this product whether or not it has been advised of the possibility of such a loss or damage. Purchaser assumes all liability for the use and handling of this product including any injury to third parties. Marshalltown Company maximum liability shall be the price of the product.

Color chart may vary from actual color due to printing, lighting, application and/or usage.

Cantera™ Vertical Wall Mix

- Replicates natural stone on vertical applications
- The overlay provides a durable surface suitable for stamping
- Packaged in 35 lbs (15.9 kg) bag
- Coverage is 33.5 sq. ft. at 1/4" (6mm) thick, 11 sq. ft. at 3/4" (19mm) or 8.5 sq. ft. at 1" (25mm) thick per 35 lb (19.5 kg) bag
- Additional products needed for completion of this project: T1000 Sprayable Fine Overlay (page 134), T1000 Primer (page 138)
- Sold 1 per inner pack/1 per outer pack



MARSHALLTOWN The Premier Line

EDI	Part#	Description
18003	CANTERVVMIX	Vertical Wall Mix



Step 1: Surface Prep

- Proper surface preparation is critical to the application of the Cantera™ Vertical Wall Mix. Vertical Wall Mix can be applied over a variety of surfaces. Ensuring a good bond will require a combination of grinding, patching, taping, and fastening of wire mesh. A base scratch coat of T1000 Sprayable Fine Overlay is recommended prior to applying the vertical wall mix. See our website to read the complete technical data guide to determine the necessary preparations.



Step 2: Priming the Surface

- Mix one gallon (3.8L) of water with one gallon of T1000™ Primer. Apply an even coat to the surface using a paint roller, soft broom, or sprayer. Once the primer has dried to a tack-free state, installation should begin.



Step 3: Mixing

- Add 2 gallons (8.5L) of water to a 5 gallon (18.9L) bucket and then mix in the 35 lb (15.9kg) bag of vertical wall mix. Continue to mix for approximately 3 minutes or until a lump free mixture has been achieved.



Step 4: Installation

- Apply the material to the wall using a pool trowel and hawk working with a vertical, bottom to top, stroke. Do not over-work the surface or hard trowel vertical wall mix. Material should not be applied thicker than 1" (25.4mm) in a single application. If material sags, reduce water content of the mix.



Step 5: Stamping

- The working time of the vertical wall mix is up to 1 hour depending on conditions. Once the material will take a clean impression, apply liquid release to the wall using a sprayer. Position and apply pressure to the stamp. Take care to ensure the stamp does not slide. Remove any blemishes using a texture roller or hand carving tool.



Step 6: Wrapping Up


- Control joints should be saw cut within 14 hours of application. Once the Cantera™ Vertical Wall Mix has cured for 7 days Elements™ or Perma-Cast® Sierra Stain can be applied to achieve the desired color variations. Sealer is not required for Cantera™ Vertical wall mix.



Can be colored using Uni-Mix® color packs see page 132

Weathered Edge Wall Stamps

- Create the elegant look and feel of your dreams
- Replicate the look of natural stone over existing walls
- Grout line depth 1/2" to 1" (13mm to 25mm)
- Mix and match stamps to achieve the natural, random look as desired
- Sold 1 per inner pack/1 per outer pack



MADE IN
U.S.A.

MARSHALLTOWN The Premier Line

EDI	Part#	Description	Size-in.	Size-mm
18004	WEWGREEN	Green	12 X 24	305 X 610
18005	WEWBLUE	Blue	12 X 24	305 X 610
18006	WEWBLACK	Black	12 X 24	305 X 610
18007	WEWTOOLGREEN	Green Finish Tool	4 X 18	102 X 457
18008	WEWTOOLBLUE	Blue Finish Tool	4 X 18	102 X 457
18009	WEWTOOLBLACK	Black Finish Tool	4 X 18	102 X 457

Top Stone Wall Stamps

- Go for a rustic cottage atmosphere
- Replicate the look of natural stone over existing walls
- Mix and match stamps to achieve the natural, random look as desired
- Grout line depth 1/4" to 3/4" (6mm to 19mm)
- Sold 1 per inner pack/1 per outer pack



MADE IN
U.S.A.

MARSHALLTOWN The Premier Line

EDI	Part#	Description	Size-in.	Size-mm
18010	TSWGREEN	Green	17 X 28	432 X 711
18011	TSWBLUE	Blue	17 X 28	432 X 711
18012	TSWBLACK	Black	17 X 28	432 X 711
18013	TSWTOOLBLACK	Black Finish Tool	15 X 14	381 X 356

Platteville Limestone (Small) Wall Stamps

- The Platteville Limestone small and large tools are interchangeable and can be used together or separately to achieve a random, natural appearance
- Replicate the look of natural stone over existing walls
- Mix and match stamps to achieve the natural, random look as desired
- Grout line depth 1/2" to 1" (13mm to 25mm)
- Sold 1 per inner pack/1 per outer pack



MADE IN
U.S.A.

MARSHALLTOWN The Premier Line

EDI	Part#	Description	Size-in.	Size-mm
18014	PLBLACKSM	Black	17 X 28	432 X 711
18015	PLBLUESM	Blue	17 X 28	432 X 711
18016	PLBLUESGL	Blue	8 1/2 X 24	215 X 610
18058	PLGREENSM	Green	17 X 28	432 X 711

Platteville Limestone (Large) Wall Stamps

- The Platteville Limestone small and large tools are interchangeable and can be used together or separately to achieve a random, natural appearance
- Replicate the look of natural stone over existing walls
- Mix and match stamps to achieve a natural, random look as desired
- Grout line depth 1/2" to 1" (13mm to 25mm)
- Sold 1 per inner pack/1 per outer pack



MADE IN
U.S.A.

MARSHALLTOWN The Premier Line

EDI	Part#	Description	Size-in.	Size-mm
18017	PLGREENLG	Green	8 1/2 X 24	215 X 610
18018	PLREDLG	Red	8 1/2 X 24	215 X 610
18019	PLBLACKLG	Black	8 1/2 X 24	215 X 610

T1000™ Stampable Overlay



- Designed for resurfacing structurally sound, non-moving concrete floors and exterior hardscapes
- The overlay provides a durable surface suitable for stamping
- Ideal for restoring worn or color blemished concrete, out of level surfaces or correcting construction errors.
- Packaged in 55 lbs (24.9 kg) bag
- Coverage is 24 sq. ft. at 1/4" (6mm) thick, 16 sq. ft. at 3/8" (10mm) or 12 sq. ft. at 1/2" (13mm) thick per 55 lb (24.9 kg) bag
- **WARNING:** White overlay products will produce more vibrant variations of the colors shown on the color charts. Produce an on-site sample to ensure the desired look.
- Color with Uni-Mix® color packs (sold separately)
- Additional products needed for completion of this project: T1000 Primer (page 138), Perma-Cast® Antiquing and Liquid Release (page 137)
- Sold 1 per inner pack/1 per outer pack



MARSHALLTOWN The Premier Line

EDI	Part#	Description
18257	STAMPOVERLAY	Stampable Overlay
18002	T1MSTAMPOLW	T1000 Stampable Fine Overlay-White

Step 1: Surface Prep

- Proper surface preparation is critical to the application of all overlay products. Ensure that the surface is free of all potential bond breakers and mechanically scar the surface if materials can't be removed with ease. Patch all cracks using T1000™ overlay mixture using a maximum of 1/2" (13mm) lifts.



Step 2: Priming the Surface

- Mix one gallon (3.8L) of water with one gallon of T1000™ Primer. Apply an even coat to the surface of the concrete using a paint roller, soft push broom, squeegee, or sprayer. Once the primer has dried to a tack-free state, installation should begin.



Step 3: Mixing

- Add 3.7 (3.5L) quarts of water to a 5 gallon (18.9L) bucket, slowly mix in color pack, and then add the entire 55-pound (25kg) bag of T1000™ Stampable Overlay. Continue to mix for approximately 3 minutes or until a lump-free, streak-free consistency is achieved.



Step 4: Installation

- Using a trowel or gauge rake, apply material with an even thickness that is equal to the depth of the grout lines of the stamp you've selected. Ensure that you keep a wet edge to prevent cold joints. After approximately 20-60 minutes, depending on conditions, the overlay should be ready to stamp. Mix powder release with liquid release (1/4 cup to 1 gallon, 237ml to 3.785L). Apply an even coat of clear liquid release prior to stamping.



Step 5: Wrapping Up

- Following stamping the overlay should be allowed to cure for at least 24 hours. Apply a thin coat of Clear Guard™ Cure and Seal. Apply a final coat of sealer to ensure a long lasting surface.



Uni-Mix® Color Packs

- Simply add 1 color pack per bag
- Call or visit our website for more information
- Sold 1 per inner pack/12 per outer pack



Sonoran Tan	Autumn Oak	Lanon Stone
EDI Part#	EDI Part#	EDI Part#
18261 CPSTAN	18262 CPAOK	18275 CPLANST
Smoke	Sandstone	Sunset Beige
EDI Part#	EDI Part#	EDI Part#
18269 CPSMOKE	18270 CPSANDST	18263 CPSBEIGE
Millstone	Weathered Terra Cotta	Salt Marsh Gray
EDI Part#	EDI Part#	EDI Part#
18264 CPMILLST	18278 CPTCOTTA	18271 CPSMGRAY
Dusty Rose	Shadow Slate	Clary Sage
EDI Part#	EDI Part#	EDI Part#
18272 CPDROSE	18281 CPSPLATE	18284 CPCSAGE
Georgia Clay	Coral Buff	Harvest Wheat
EDI Part#	EDI Part#	EDI Part#
18273 CPGCLAY	18266 CPCBUFF	18267 CPHWHEAT
Sienna	Mocha Brown	Santa Fe Buff
EDI Part#	EDI Part#	EDI Part#
18282 CPSIENNA	18276 CPMBROWN	18274 CPSFBUFF
Hampshire Red	Brick Red	Pewter
EDI Part#	EDI Part#	EDI Part#
18279 CPHRED	18280 CPBRKRD	18265 CPPEWTER
Gull Gray	Charcoal	Deep Charcoal
EDI Part#	EDI Part#	EDI Part#
18268 CPGGRAY	18277 CPCCHAR	18283 CPDCHAR

Color chart may vary from actual color due to printing, lighting, application and/or usage.

Flat Out Countertop Mix

- Designed for quick production and pre-casting of countertops, concrete panels, and other architectural precast shapes and pieces
- Fast, quick setting, 2 component mix
- Can be de-molded in as little as 3 hours and polished within 8 hours of pouring
- 28 day compressive strength of 11,000 psi
- Can be colored by adding Uni-Mix® Color Packs to mix
- Dry mix is packaged in 55 pound bags and liquid polymer is packaged in 5 gallon pails. One pail of polymer yields enough material for approximately 6 bags of countertop mix.
- One bag of countertop mix requires 3.25 quarts of polymer to yield 0.42 cubic feet or approximately 5 square feet at 1" thick



MARSHALLTOWN The Premier Line

EDI	Part#	Description
18903	FOCM	Flat Out Countertop Mix
18904	FOPOLY5	Flat Out Polymer (5 gal)



Step 1:

Level casting table. Flat Out® is a self-consolidating mix. If the casting table is not uniformly level in all directions the Flat Out® will flow to one direction and out of your mold.



Step 2:

Flat Out® will pick up and transpose any imperfections on your casting table and mold. Use a combination of dish soap and water to clean the surface and make sure there are no scratches or cuts in the surface of the casting table or mold.



Step 3:

The mixing ratio is 3.25 quarts of Flat Out® Polymer to one 55lb bag of Flat Out® Countertop Mix. First add 2.75 quarts of Flat Out® Polymer to a clean 5 gallon bucket, retaining the additional ½ quart of polymer for later addition. If color is to be added, a Uni-Mix® Color Pack should be added to the 2.75 quarts of Polymer at this time and mixed with a 600 rpm drill. After the Polymer and Color Pack have been thoroughly mixed, slowly add the 55 lb bag of Flat Out® Countertop Mix. Mix for two minutes then add the additional ½ quart of polymer and mix for an additional one minute.



Step 4:

Pour Flat Out® mixture into mold. Flat out® is self-consolidating and requires no troweling or finishing. The surface of the casting table is the finished side. Wear latex gloves and use finger tips to move material into place and help consolidate and level the mix. If the countertop requires more than 1 bag of material, have all components pre-measured. All batches must be placed within 5 minutes of each other to ensure material bonds properly. Once the mold is full and consolidated, cover with a piece of foam insulation. This will help keep the heat inside the mold and allow for a better cure.



Step 5

Piece may be demolded after 3 hours of cure time at 70° Fahrenheit. At lower temperatures, the demolding time is extended. Gloves should be worn when handling any finished pieces as the edges may be sharp and to avoid oil from your skin discoloring the finish before sealing. See Flat Out® Countertop Mix Tech Data for Finishing and Maintenance Instructions



Warranty Disclaimer/Limitation of Liability: Marshalltown Company makes no warranties regarding this product, express or implied, including warranties of fitness for a particular purpose or merchantability. Marshalltown Company, its directors, officers and employees shall not be liable for indirect, special or consequential damages or personal injury arising out of the use or handling of this product whether or not it has been advised of the possibility of such a loss or damage. Purchaser assumes all liability for the use and handling of this product including any injury to third parties. Marshalltown Company maximum liability shall be the price of the product.

T1000™ Sprayable Fine Overlay

- Designed for resurfacing structurally sound, non-moving concrete floors, walls and exterior hardscapes
- Can be smooth troweled, broom finished or applied using a splatter brush or hopper gun for a knockdown finish
- Packaged in 55 lbs (24.9 kg) bag
- Coverage is 96 sq. ft. at 1/16" (1.6mm) thick or 32 sq. ft. at 3/16" (4mm) thick per 55 lb (24.9 kg) bag
- **WARNING:** White overlay products will produce more vibrant variations of the colors shown on the color charts. Produce an on-site sample to ensure the desired look.
- Color with T1000™ color packs (sold separately, see page 132)
- Sold 1 per inner pack/1 per outer pack



MARSHALLTOWN The Premier Line

EDI	Part#	Description
18260	SPRAYOVERLAYF	Sprayable Fine Overlay
18001	T1MSPRAYOLW	T1000 Sprayable Fine Overlay-White

Step 1: Surface Prep

- Proper surface preparation is critical to the application of all overlay products. Ensure that the surface is free of all potential bond breakers and mechanically scar the surface if materials can't be removed with ease. Patch all cracks using T1000™ overlay mixture using a maximum of 3/16" (4mm) lifts.



Step 2: Mixing

- Add 4.4 quarts (4.7L) of water to a 5 gallon (18.9L) bucket, slowly mix in color pack, and then add the T1000™ Sprayable Fine Overlay. Continue to mix for approximately 3 minutes or until a lump-free, streak-free consistency is achieved.



Step 3: Base Coat

- If stencils are used and a contrasting grout line is desired, skim coat a 1/16" (1.6mm) thick layer of T1000™ Sprayable Fine Overlay prior to placing stencils. Allow adequate drying time after application prior to placing stencils (approximately 2-8 hours).



Step 4: Laying Out Stencils

- Lay out the entire project prior to sticking the stencils in place. This will ensure that your layout is correct. Once final positioning has been determined apply the stencil to the surface.



Step 5: Applying the Material

- T1000™ Sprayable Fine Overlay is applied using a hopper gun. Simply spray the material on and create the desired finish using a knockdown knife, trowel, or texture skin. Allow enough set time to prevent chipping. The final step is to remove stencils. Allow to dry thoroughly and then seal.



Integral Color Patch Mix™

- One component, easy to use repair mortar for use on concrete colored with Uni-Mix® Integral Concrete Colorant
- Suitable for patching pop-outs, chips, and minor concrete defects
- Great for plastering the risers of steps prior to texturing, after removing forms
- Each pail is 5 pounds
- Sold 6 per inner pack / 6 per outer pack



<p>Sonoran Tan</p> <table border="1"> <tr><th>EDI</th><th>Part#</th></tr> <tr><td>18910</td><td>PMSTAN</td></tr> </table>	EDI	Part#	18910	PMSTAN	<p>Autumn Oak</p> <table border="1"> <tr><th>EDI</th><th>Part#</th></tr> <tr><td>18911</td><td>PMAOAK</td></tr> </table>	EDI	Part#	18911	PMAOAK	<p>Lanon Stone</p> <table border="1"> <tr><th>EDI</th><th>Part#</th></tr> <tr><td>18924</td><td>PMLANST</td></tr> </table>	EDI	Part#	18924	PMLANST
EDI	Part#													
18910	PMSTAN													
EDI	Part#													
18911	PMAOAK													
EDI	Part#													
18924	PMLANST													
<p>Smoke</p> <table border="1"> <tr><th>EDI</th><th>Part#</th></tr> <tr><td>18918</td><td>PMSMOKE</td></tr> </table>	EDI	Part#	18918	PMSMOKE	<p>Sandstone</p> <table border="1"> <tr><th>EDI</th><th>Part#</th></tr> <tr><td>18919</td><td>PMSANDST</td></tr> </table>	EDI	Part#	18919	PMSANDST	<p>Sunset Beige</p> <table border="1"> <tr><th>EDI</th><th>Part#</th></tr> <tr><td>18912</td><td>PMSBEIGE</td></tr> </table>	EDI	Part#	18912	PMSBEIGE
EDI	Part#													
18918	PMSMOKE													
EDI	Part#													
18919	PMSANDST													
EDI	Part#													
18912	PMSBEIGE													
<p>Millstone</p> <table border="1"> <tr><th>EDI</th><th>Part#</th></tr> <tr><td>18913</td><td>PMMILLST</td></tr> </table>	EDI	Part#	18913	PMMILLST	<p>Weathered Terra Cotta</p> <table border="1"> <tr><th>EDI</th><th>Part#</th></tr> <tr><td>18927</td><td>PMTCOTTA</td></tr> </table>	EDI	Part#	18927	PMTCOTTA	<p>Salt Marsh Gray</p> <table border="1"> <tr><th>EDI</th><th>Part#</th></tr> <tr><td>18920</td><td>PMSMGRAY</td></tr> </table>	EDI	Part#	18920	PMSMGRAY
EDI	Part#													
18913	PMMILLST													
EDI	Part#													
18927	PMTCOTTA													
EDI	Part#													
18920	PMSMGRAY													
<p>Dusty Rose</p> <table border="1"> <tr><th>EDI</th><th>Part#</th></tr> <tr><td>18921</td><td>PMDROSE</td></tr> </table>	EDI	Part#	18921	PMDROSE	<p>Shadow Slate</p> <table border="1"> <tr><th>EDI</th><th>Part#</th></tr> <tr><td>18930</td><td>PMSSLATE</td></tr> </table>	EDI	Part#	18930	PMSSLATE	<p>Clary Sage</p> <table border="1"> <tr><th>EDI</th><th>Part#</th></tr> <tr><td>18933</td><td>PMCSAGE</td></tr> </table>	EDI	Part#	18933	PMCSAGE
EDI	Part#													
18921	PMDROSE													
EDI	Part#													
18930	PMSSLATE													
EDI	Part#													
18933	PMCSAGE													
<p>Georgia Clay</p> <table border="1"> <tr><th>EDI</th><th>Part#</th></tr> <tr><td>18922</td><td>PMGCLAY</td></tr> </table>	EDI	Part#	18922	PMGCLAY	<p>Coral Buff</p> <table border="1"> <tr><th>EDI</th><th>Part#</th></tr> <tr><td>18915</td><td>PMCORB</td></tr> </table>	EDI	Part#	18915	PMCORB	<p>Harvest Wheat</p> <table border="1"> <tr><th>EDI</th><th>Part#</th></tr> <tr><td>18916</td><td>PMHWHEAT</td></tr> </table>	EDI	Part#	18916	PMHWHEAT
EDI	Part#													
18922	PMGCLAY													
EDI	Part#													
18915	PMCORB													
EDI	Part#													
18916	PMHWHEAT													
<p>Sienna</p> <table border="1"> <tr><th>EDI</th><th>Part#</th></tr> <tr><td>18931</td><td>PMSIENNA</td></tr> </table>	EDI	Part#	18931	PMSIENNA	<p>Mocha Brown</p> <table border="1"> <tr><th>EDI</th><th>Part#</th></tr> <tr><td>18925</td><td>PMMBROWN</td></tr> </table>	EDI	Part#	18925	PMMBROWN	<p>Santa Fe Buff</p> <table border="1"> <tr><th>EDI</th><th>Part#</th></tr> <tr><td>18923</td><td>PMSFBUFF</td></tr> </table>	EDI	Part#	18923	PMSFBUFF
EDI	Part#													
18931	PMSIENNA													
EDI	Part#													
18925	PMMBROWN													
EDI	Part#													
18923	PMSFBUFF													
<p>Hampshire Red</p> <table border="1"> <tr><th>EDI</th><th>Part#</th></tr> <tr><td>18928</td><td>PMHRED</td></tr> </table>	EDI	Part#	18928	PMHRED	<p>Brick Red</p> <table border="1"> <tr><th>EDI</th><th>Part#</th></tr> <tr><td>18929</td><td>PMBRKRD</td></tr> </table>	EDI	Part#	18929	PMBRKRD	<p>Pewter</p> <table border="1"> <tr><th>EDI</th><th>Part#</th></tr> <tr><td>18914</td><td>PMPWTER</td></tr> </table>	EDI	Part#	18914	PMPWTER
EDI	Part#													
18928	PMHRED													
EDI	Part#													
18929	PMBRKRD													
EDI	Part#													
18914	PMPWTER													
<p>Gull Gray</p> <table border="1"> <tr><th>EDI</th><th>Part#</th></tr> <tr><td>18917</td><td>PMGGRAY</td></tr> </table>	EDI	Part#	18917	PMGGRAY	<p>Charcoal</p> <table border="1"> <tr><th>EDI</th><th>Part#</th></tr> <tr><td>18926</td><td>PMCHAR</td></tr> </table>	EDI	Part#	18926	PMCHAR	<p>Deep Charcoal</p> <table border="1"> <tr><th>EDI</th><th>Part#</th></tr> <tr><td>18932</td><td>PMDCHAR</td></tr> </table>	EDI	Part#	18932	PMDCHAR
EDI	Part#													
18917	PMGGRAY													
EDI	Part#													
18926	PMCHAR													
EDI	Part#													
18932	PMDCHAR													

Color chart may vary from actual color due to printing, lighting, application and/or usage.

Warranty Disclaimer/Limitation of Liability: Marshalltown Company makes no warranties regarding this product, express or implied, including warranties of fitness for a particular purpose or merchantability. Marshalltown Company, its directors, officers and employees shall not be liable for indirect, special or consequential damages or personal injury arising out of the use or handling of this product whether or not it has been advised of the possibility of such a loss or damage. Purchaser assumes all liability for the use and handling of this product including any injury to third parties. Marshalltown Company maximum liability shall be the price of the product.

Uni-Mix® Integral Concrete Colorant

Integral colorant is added directly to the truck while the concrete is mixing. In the event that cracks or chipping occur this ensures that there is a consistent color throughout the slab. Select 5 or 6 sack mix based on the cement content of your concrete. 6 sack = 564 lbs (256kg) of cement per cubic yard (4,000 psi mix). 5 sack = 470 lbs (213kg) of cement per cubic yard (3,500 psi mix). You should always consult with your concrete provider to become familiar with their policies and any additional fees before proceeding with this method.



Simply add 1 bag per yard of concrete

The cement content of your concrete will dictate whether a 5 or 6 sack mix is appropriate. Sold 1 per inner pack/1 per outer pack.

Step 1: Coloring the Concrete

- The integral colorant is added directly to the load while it is mixing in the truck. Our integral products come in dissolvable pre-measured bags ensuring consistency and reducing the hassle and the mess. Simply roll the concrete to the top of the truck, add one bag per yard of concrete into the mixer, packaging and all, and mix for 110 revolutions (approx. 5 minutes).



Step 2: Working the Concrete

- The initial leveling is performed using a screed. A concrete tamper is then used to push the larger aggregate down while working the cream to the surface, allowing smoother finishing and stamping. At this point the slab should be bull floated and initial edging can start. Using a fresno is the final stage before using release and beginning stamping.
- Note: The use of a fresno should be avoided if freeze-thaw is an issue. Instead, the final finish should be performed with a wood or magnesium bull float.



Step 3: Release

- The release agent should be evenly cast onto the surface. Stamps should also be coated with release powder to increase effectiveness. The release serves dual purposes; it reduces the bonding that would occur between the concrete and the stamp, and it adds the contrast that creates the depth and texture of natural stone.



Step 4: Stamping

- Set the first mat and make sure every other mat is set tight, preventing extra wide grout lines and reducing touch up work. Use a hand tamper to ensure the complete transfer of the pattern. Flex mats and skins are used to transfer patterns in the areas that require less than a full stamp. It may be necessary to touch up some of the joints using a chisel or roller before the concrete has dried.



Step 5: Finishing Up

- After the concrete has cured sufficiently, typically 1-2 days, the surface should be pressure washed to remove excess release powder. The goal is to leave enough release to give you the desired color and contrast for the project. The look of wet concrete will closely resemble the finished product. The concrete should be allowed to dry thoroughly and then be sealed.



Important Notice: This information should only be used as a general overview. **MARSHALLTOWN** cannot address every installation's circumstances and requirements. Always consult and follow all local, state and federal guidelines.

Warranty Disclaimer/Limitation of Liability: Marshalltown Company makes no warranties regarding this product, express or implied, including warranties of fitness for a particular purpose or merchantability. Marshalltown Company, its directors, officers and employees shall not be liable for indirect, special or consequential damages or personal injury arising out of the use or handling of this product whether or not it has been advised of the possibility of such a loss or damage. Purchaser assumes all liability for the use and handling of this product including any injury to third parties. Marshalltown Company maximum liability shall be the price of the product.

Color chart may vary from actual color due to printing, lighting, application and/or usage.

Sonoran Tan	Autumn Oak	Lanon Stone
EDI Part#	EDI Part#	EDI Part#
18148 INTAN5	18149 INAOAK5	18162 INLSTN5
18172 INTAN6	18173 INAOAK6	18186 INLSTN6
Smoke	Sandstone	Sunset Beige
EDI Part#	EDI Part#	EDI Part#
18156 INSMOKE5	18157 INSDST5	18150 INSBEIG5
18180 INSMOKE6	18181 INSDST6	18174 INSBEIG6
Millstone	Weathered Terra Cotta	Salt Marsh Gray
EDI Part#	EDI Part#	EDI Part#
18151 INMILL5	18165 INWTC5	18158 INMGRY5
18175 INMILL6	18189 INWTC6	18182 INMGRY6
Dusty Rose	Shadow Slate	Clary Sage
EDI Part#	EDI Part#	EDI Part#
18159 INDRSE5	18168 INSSLT5	18171 INCSAGE5
18183 INDRSE6	18192 INSSLT6	18195 INCSAGE6
Georgia Clay	Coral Buff	Harvest Wheat
EDI Part#	EDI Part#	EDI Part#
18160 INGCLAY5	18153 INCBLF5	18154 INHWHT5
18184 INGCLAY6	18177 INCBLF6	18178 INHWHT6
Sienna	Mocha Brown	Santa Fe Buff
EDI Part#	EDI Part#	EDI Part#
18169 INSIEN5	18163 INMBRN5	18161 INSFBUF5
18193 INSIEN6	18187 INMBRN6	18185 INSFBUF6
Hampshire Red	Brick Red	Pewter
EDI Part#	EDI Part#	EDI Part#
18166 INHRED5	18167 INBRED5	18152 INPEWT5
18190 INHRED6	18191 INBRED6	18176 INPEWT6
Gull Gray	Charcoal	Deep Charcoal
EDI Part#	EDI Part#	EDI Part#
18155 INGGRY5	18164 INCHAR5	18170 INDCHAR5
18179 INGGRY6	18188 INCHAR6	18194 INDCHAR6

Perma-Cast® Shake-On Color Hardener

Color hardener is a powder that is applied to the surface of the concrete. As the name indicates it serves two purposes; it colors the concrete but also hardens the surface. This application is best used in high traffic areas and areas where freeze-thaw issues might arise and is ideal for smaller applications.



Step 1: Working the Concrete

- The initial leveling is performed using a screed. A concrete tamper is then used to push the larger aggregate down while working the cream to the surface, allowing smoother finishing and stamping. At this point the slab should be bull floated and initial edging can start.



Step 2: Coloring the Concrete

- After letting most additional bleed water evaporate, the color hardener is applied. This consists of simply casting 75-80% of the colorant powder onto the surface. Once the surface is completely covered, troweling and final edging should be done. Repeat the process of using the remaining 20-25% of colorant powder. Using a fresno is the final stage before using release and beginning stamping.
- Note: The use of a fresno should be avoided if freeze-thaw is an issue. Instead, the final finish should be performed with a wood or magnesium bull float.



Step 3: Release

- The release agent should be evenly cast onto the surface. Stamps should also be coated with release powder to increase effectiveness. The release serves dual purposes; it reduces the bonding that would occur between the concrete and the stamp, and it adds the contrast that creates the depth and texture of natural stone.



Step 4: Stamping

- Set the first mat and make sure every other mat is set tight, preventing extra wide grout lines and reducing touch up work. Use a hand tamper to ensure the complete transfer of the pattern. Flex mats and skins are used to transfer patterns in the areas that require less than a full stamp. It may be necessary to touch up some of the joints using a chisel or roller before the concrete has dried.



Step 5: Finishing Up

- After the concrete has cured sufficiently, typically 1-2 days, the surface should be pressure washed to remove excess release powder. The goal is to leave enough release to give you the desired color and contrast for the project. The look of wet concrete will closely resemble the finished product. The concrete should be allowed to dry thoroughly and then be sealed.



Important Notice: This information should only be used as a general overview. **MARSHALLTOWN** cannot address every installation's circumstances and requirements. Always consult and follow all local, state and federal guidelines.

Warranty Disclaimer/Limitation of Liability: Marshalltown Company makes no warranties regarding this product, express or implied, including warranties of fitness for a particular purpose or merchantability. Marshalltown Company, its directors, officers and employees shall not be liable for indirect, special or consequential damages or personal injury arising out of the use or handling of this product whether or not it has been advised of the possibility of such a loss or damage. Purchaser assumes all liability for the use and handling of this product including any injury to third parties. Marshalltown Company maximum liability shall be the price of the product.

Color chart may vary from actual color due to printing, lighting, application and/or usage.

Coverage is approximately 100 sq. ft. (9.29m²) per 50 lb. (22.6 kg) pail
Perma-Cast® Shake-On Color Hardener is packaged in a 50 lb (22.6 kg) plastic pail.
Sold 1 per inner pack/1 per outer pack.

Blue Stone	Nantucket White	Ginkgo
EDI Part#	EDI Part#	EDI Part#
18220 HDBLUST	18219 HDNANWHT	18205 HDGINKGO
Travertine	Gray Plum	Coral Gables Pink
EDI Part#	EDI Part#	EDI Part#
18206 HDTRAVER	18196 HDGRPLM	18207 HDCGPNK
Gray Linen	Bone	Wheat
EDI Part#	EDI Part#	EDI Part#
18216 HDGRLIN	18217 HDBONE	18215 HDWHEAT
French Cream	Arena Buff	Smoke
EDI Part#	EDI Part#	EDI Part#
18210 HDFRCRM	18208 HDARBUFF	18209 HDSMOKE
Slate Gray	Cape Cod Gray	Storm Gray
EDI Part#	EDI Part#	EDI Part#
18214 HDSLTGRY	18212 HDCCGRAY	18197 HGSTGRY
Deep Charcoal	Colina Tan	Walnut
EDI Part#	EDI Part#	EDI Part#
18198 HDDCHAR	18211 HDCTAN	18199 HDWALNUT
Brick Red	Dark Red	Juniper
EDI Part#	EDI Part#	EDI Part#
18200 HDBRKRD	18201 HDDRKRD	18218 HDJUNIP
Terra Cotta	Chestnut	Russet
EDI Part#	EDI Part#	EDI Part#
18202 HDTCOTTA	18203 HDCHSTNT	18204 HDRUSSET

Perma-Cast® Antiquing Release Colors

Release is dusted over the surface of freshly colored concrete flatwork before using a pattern-stamping tool. The release agent prevents the tool from sticking to newly colored, freshly stamped concrete. As the tool is pulled from the concrete the colored release powder is layered into the textured surfaces of the concrete. Upon washing and sealing, the difference in color between the underlying concrete and the release creates a visually attractive, antiqued look to the concrete.

Perma-Cast® Antiquing Release is packaged in a 30 lb. (13.6 kg) plastic pail. Coverage is approximately 1000 sq. ft. per 30 lb. (13.6 kg) pail. Sold 1 per inner pack/1 per outer pack.



		
Bone	White/Clear	Smoke
EDI Part#	EDI Part#	EDI Part#
18241 RBONE	18221 RCLEAR	18233 RSMOKE
		
Colina Tan	Storm Gray	Deep Charcoal
EDI Part#	EDI Part#	EDI Part#
18235 RCTAN	18223 RSTGRAY	18224 RDCHAR
		
Gray Plum	Slate Gray	Cape Cod Gray
EDI Part#	EDI Part#	EDI Part#
18222 RGRPLUM	18238 RSLTGRY	18236 RCCGRAY
		
French Cream	Wheat	Arena Buff
EDI Part#	EDI Part#	EDI Part#
18234 RFRCRM	18239 RWHEAT	18232 RABUFF
		
Walnut	Russet	Brick Red
EDI Part#	EDI Part#	EDI Part#
18225 RWALNUT	18230 RRUSSET	18226 RBRKRD

Warranty Disclaimer/Limitation of Liability: Marshalltown Company makes no warranties regarding this product, express or implied, including warranties of fitness for a particular purpose or merchantability. Marshalltown Company, its directors, officers and employees shall not be liable for indirect, special or consequential damages or personal injury arising out of the use or handling of this product whether or not it has been advised of the possibility of such a loss or damage. Purchaser assumes all liability for the use and handling of this product including any injury to third parties. Marshalltown Company maximum liability shall be the price of the product.

Color chart may vary from actual color due to printing, lighting, application and/or usage.

CHO™ Cleaner



- CHO™ Cleaner removes efflorescence effortlessly
- Ideal for cleaning and preparing concrete, before staining, sealing or overlaying
- Leaves an etched surface which allows for improved penetration of topically applied coloring materials and sealers, and better adhesion of overlays
- Mix 1 lb (.45kg) of CHO™ Cleaner with 1 gal. (3.8L) of water
- 1 gal. (3.8L) of solution will clean approx. 100-150 sq. ft.
- Read the technical data sheet before using
- Sold 1 per inner pack/1 per inner pack.



MARSHALLTOWN The Premier Line

EDI	Part#	Size lbs	Size kg.
18052	CHOCLNR1	1	.45
18053	CHOCLNR5	5	2.27

Clear Guard Cure & Seal



- Clear Guard™ Cure & Seal is a solvent based, non-yellowing, architectural grade, Methyl Methacrylate Acrylic copolymer. The product is formulated for curing and sealing any concrete, but it is specifically designed for concrete that is colored with Uni-Mix® or Perma-Cast® coloring systems.
- Clear Guard™ Cure & Seal should be applied using solvent resistant short nap rollers, hand held pump sprayers or airless sprayers.
- 5 gallons (18.9 L) of Clear Guard™ Cure and Seal covers approximately 1000 sq ft (93 sq m) for curing or 1000-1600 sq ft (93-149 sq m) for sealing
- Clear Guard™ V.O.C. ships LTL hazardous
- SEALER is V.O.C. compliant
- **Note:** SLRCLEAR not available in the following states/locations: CA, CT, DE, District of Columbia, ME, MD, MA, NH, NJ, NY, PA, RI, VT, VA (consult and follow Consumer Product VOC Regulation for specific counties).
- Sold 1 per inner pack/1 per outer pack



MARSHALLTOWN The Premier Line

EDI	Part#	Description	Size-gal.	Size-liter
18249	SLRCLEAR	Clear Guard Gloss	5	19
18250	SEALER	Clear Guard V.O.C.	5	19

V.O.C. Clear Liquid Release



- Use where a colored release is not desired or where dust control from a powdered release is an issue
- 5 Gallons (18.9 L) of V.O.C. Clear Liquid Release covers approximately 800 sq. ft. (74 sq M)
- Sold 1 per inner pack/1 per outer pack



MARSHALLTOWN The Premier Line

EDI	Part#	Description	Size-gal.	Size-liter
18242	CLR REL	Clear Release V.O.C.	5	19

H2O Sealer

- Specifically designed for sealing decorative concrete projects to protect the beauty and enhance the coloring effects
- V.O.C. compliant water-based sealers are ideal for indoor use or on projects in poorly ventilated areas
- H2O sealers should be applied using short nap rollers, hand held pump sprayers or airless sprayers.
- 5 gallons (18.9 L) of Clear Guard™ Cure and Seal covers approximately 1000 sq ft (93 sq m) for curing or 1000-1600 sq ft (93-149 sq m) for sealing
- Sold 1 per inner pack/1 per outer pack



MADE IN
U.S.A

MARSHALLTOWN The Premier Line

EDI	Part#	Description	Size-gal.	Size-liter
13371	H2OWL1	Wet Look	1	3.8
13372	H2OWL5	Wet Look	5	19
13373	H2OCS1	Cure and Seal	1	3.8
13374	H2OCS5	Cure and Seal	5	19

SurfEtch™

- Water based, biodegradable, low odor surface top retarder
- Applied to fresh concrete, chemically delays the set of the surface mortar, while allowing the underlying concrete to harden
- Produces an "exposed aggregate" look, with varying degrees of texture and color
- Coverage is 175-300 sq ft/gallon
- WARNING:** Do not allow product to freeze
- SE41G is sold 4 per inner pack/4 per outer pack; SE5G is sold 1 per inner pack/ 1 per outer pack

NEW!



MADE IN
U.S.A

MARSHALLTOWN The Premier Line

EDI	Part#	Size-gal.	Size-liter
18901	SE41G	1	3.8
18902	SE5G	5	19

T1000™ Primer

- For use as a bonding agent with T1000™ Stampable Overlay
- Can also be used with T1000™ Fine Overlay
- For interior or exterior and horizontal or vertical use.
- Mix 1:1 with water, coverage is approximately 400 sq. ft. per gal (3.8 L)
- WARNING:** Do not allow to freeze
- Sold 1 per inner pack/1 per outer pack



MADE IN
U.S.A

MARSHALLTOWN The Premier Line

EDI	Part#	Size-gal.	Size-liter
18258	T1MPRIMER	1	3.8

Flattening Paste

- Color flattening paste is added to the clear guard to reduce the shine
- Gives the natural look of stone
- Add 1 container per 5 gallons (18.9 L) of sealer
- Sold 1 per inner pack/1 per outer pack



MADE IN
U.S.A

MARSHALLTOWN The Premier Line

EDI	Part#	Description	Size-gal.	Size-liter
18254	FLAT PST	Color Flattening Paste	N/A	N/A

Non-Skid Additive

- Non-skid additive is combined with the sealing process to reduce slipping and sliding
- Add 1 container per 5 gallons (18.9 L) of sealer
- Not recommended for use with chemical sprayers
- Sold 1 per inner pack/6 per outer pack



MADE IN
U.S.A

MARSHALLTOWN The Premier Line

EDI	Part#	Description	Size-gal.	Size-liter
18255	NONSKID	Non-Skid Additive	N/A	N/A

Micro-Cem

- Use to restore worn or color blemished concrete, or correcting construction errors when a smooth hard trowel finish is desired
- Engineered for ultra-thin applications
- To be used in conjunction with Micro-Cem™ Polymer and T-1000 Primer
- One 55 pound bag of Micro-Cem™ requires 5 quarts of polymer and yields 96 sq ft at 1/16" thick
- Sold 1 per inner pack / 1 per outer pack



NEW!


MADE IN
U.S.A

MARSHALLTOWN The Premier Line

EDI	Part#	Description	Size	Size
18905	MICROCGRAY	Coarse Gray	55 lb	25 Kg
18906	MICROCWHT	Coarse White	55 lb	25 Kg
18909	MICROPOLY5	Polymer	5 Gal	19 Liter

Gauge Rakes

- Made of lightweight, powder-coated aluminum
- Adjusts up to 2" (51mm) for uniform coating of surfaces
- Comes with 60" (1524mm) tapered ash handle
- GRH sold with bracket; bolts not included
- Sold 1 per inner pack/1 per outer pack, 6 per inner pack/6 per outer pack where noted with *




MADE IN
U.S.A

MARSHALLTOWN The Premier Line

EDI	Part#	Description	Size-in.	Size-mm
16047	GR24	Gauge Rake	24	610
16048	GR36	Gauge Rake	36	914
16046	GRH	Replacement Handle*	60	1524

Quik-Mix Mixers

- Blade is securely welded to $\frac{3}{8}$ " (10mm) hex shaft
- Saves time and energy
- Ideal for stirring concrete overlays
- For more details and size options **see page 163**



Urethane Coated Tamper

- Shock-absorbing urethane coated head
- Hardwood handle
- Sold 1 per inner pack/1 per outer pack



Adjustable Squeegee Trowels

- Adjust the pitch 35° in either direction
- Used with overlays to remove lines
- For more details and size options **see page 186**



MARSHALLTOWN The Premier Line

EDI	Part#	Size-in.	Size-mm
18963	HT9R	9 X 9	229 X 229

Masonry Brush

- Bristles made of white Tampico fiber
- $3\frac{1}{2}$ " (89mm) bristles are set securely in hardwood block
- Ideal for broadcasting release for decorative concrete applications
- For more details and size options **see page 29**



Get On It Shoes

- Wide sole helps distribute weight evenly
- Allows for earlier access on texture skins
- Ratcheting foot straps are quick to attach and adjust
- Sold 1 pair per inner pack/1 pair per outer pack



MARSHALLTOWN The Premier Line

EDI	Part#	Size-in.	Size-mm
18961	GOISHOES	8 $\frac{1}{2}$ X 6 $\frac{1}{2}$	216 X 165

Dust Masks

- Lightweight, disposable paper filter mask
- Use while applying color hardener, or powdered release
- For more details **see page 183**



SharpShooter® I Hopper Gun

- Specifically formulated nylon gun
- Seven orifice sizes
- Tight sealing flow shutoff prevents leakage
- Easy pull swing trigger for greater control and less fatigue
- Used for spraying T1000™ Sprayable Fine Overlay
- For more details **see page 190**



Gunite Shoes

- Used for installing overlays
- 1" (25mm) plated steel spikes are pre-installed and recessed into a flexible black plastic sole
- Cinching buckle clips
- Sold 1 per inner pack/10 per outer pack



MARSHALLTOWN The Premier Line

EDI	Part#	Size-in.	Size-mm
16186	6186	12	305

Direct Fire Melting Kettles

- Comes complete with hand agitator, temp gauge, torch head, hose, regulator, propane bottle holder, hinge fill lid, lifting handles and gravity pour spout
- 14 gauge double wall steel construction with vent holes
- Will provide hot material in just minutes
- Propane bottle not included
- Available in 10 gallon (27" x 16" x 24"- 85lbs.) and 30 gallon (49" x 23" x 37"- 190lbs.) sizes
- Replacement parts available
- Will fit in the back of most trucks, or can be trailer mounted
- **RED704984** features a propane bottle holder
- Sold 1 per inner pack/1 per outer pack
- These items ship LTL



RED704985



RED704984

MARSHALLTOWN The Premier Line

EDI	Part#	Description	Capacity
20102	RED704984	Direct Fire Melter	10 gal. (37.8L)
20103	RED704985	Direct Fire Melter	30 gal. (113.6L)

REPLACEMENT PARTS

EDI	Part#	Description
26590	RED704980	Molasses Valve
20092	RED704973	Complete Torch Assembly Kit
20100	RED704982	Torch Head
20099	RED704981	LPG Regulator only (no gauge or hose)
20097	RED704978	Gauge for LPG Regulator
20101	RED704983	6' (1.8M) LPG Hose
20098	RED704979	Temp. Gauge

Portable Asphalt Melter/Applicator

- Comes complete with hand agitator, temp gauge, torch head, hose, regulator, propane bottle holder and hinge fill lid
- 14 gauge double wall steel construction with vent holes
- Will provide hot material in just minutes
- Melts blocks of hot asphalt crack filler
- Does the work of both a melter and a pour pot all in one machine
- 1/8" thick by 11" rear steel wheels for easy maneuvering
- Dual levers allow the operator to control the shoe and flow valve with one hand
- 10 gallon capacity
- Replacement parts available
- Propane bottle not included
- Collapsible handle and levers allow for UPS delivery
- Sold 1 per inner pack/1 per outer pack



PROPANE REGULATOR VALVE



EASY TO READ TEMP GAUGE



SCAN HERE TO SEE IT IN ACTION!

MADE IN U.S.A.

MARSHALLTOWN The Premier Line

EDI	Part#	Description	Capacity
27223	AT10MA	Direct Fire Melter/Applicator	10 gal (37.8L)

REPLACEMENT PARTS

EDI	Part#	Description
20092	RED704973	Complete Torch Assembly Kit
20100	RED704982	Torch Head
20099	RED704981	LPG Regulator Only (No Gauge or Hose)
20097	RED704978	Gauge for LPG Regulator
20101	RED704983	6' (1.8M) LPG Hose

REPLACEMENT PARTS

EDI	Part#	Description
20098	RED704979	Temp. Gauge
20095	RED704976	Inner Control Valve
20094	RED704975	Steel Back Wheels - Set of Two
20093	RED704974	Front Swivel Wheel
20096	RED704977	3" (76mm) Melter Shoe

Asphalt Banding Machine

- Dispenses a uniform 3" (76mm) banded finish up to 1/8" (3mm) thick over cracks
- Made of durable 14 gauge steel
- Machine is pulled backwards, using guide to follow cracks
- Wear shoe is reversible, extending its life by at least three times before replacing
- Use with hot or cold crack sealants
- 4 gallon capacity hopper
- 6" (152mm) diameter steel disk wheels
- Sold 1 per inner pack/1 per outer pack



MARSHALLTOWN The Premier Line

EDI	Part#	Description	Capacity
20104	RED704986	Asphalt Banding Machine	4 gal (15.1L)
26591	RED714197	Bander Wear Plate Repl.	N/A

Pour Pots

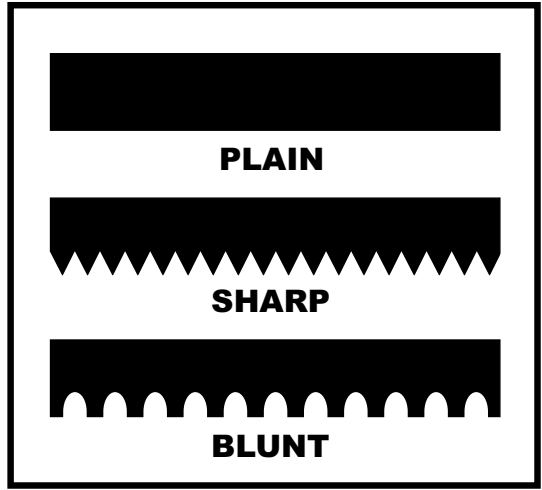
- Durable, 14 gauge steel welded steel construction
- Fingertip nozzle control
- Adjustable pouring nozzle from 1/2" (13mm) down to 3/8" (10mm)
- Used to apply cold crack sealants
- Sold 1 per inner pack/1 per outer pack



MARSHALLTOWN The Premier Line


EDI	Part#	Description	Capacity
20106	RED704988	Pour Pot w/Legs	2.6 gal. (9.8L)
20110	RED704988W	Pour Pot w/Wheels	2.6 gal. (9.8L)
20107	RED704989	Pour Pot w/ Long Hndl	2.6 gal. (9.8L)

Lute Blade Styles



Magnesium Lutes

- Durable, lightweight magnesium head
- Square to round wood handle for better grip
- Used for smoothing and leveling fresh asphalt prior to compacting
- Easily replaceable blade, connector and handle
- Sold 1 per inner pack/1 per outer pack, sold 1 per inner pack/12 per outer pack where noted with *




MARSHALLTOWN The Premier Line

EDI	Part#	Description	Size-in.	Size-mm
24442	RED700232	Lute w/66" Wood Handle	3 x 30	76 x 762
24569	RED700232-84	Lute w/84" Wood Handle	3 x 30	76 x 762
24521	RED702366 *	Blade Only	3 x 30	76 x 762
24485	RED701048	Connector	N/A	N/A
26457	RED804136	Square to Round Wood Handle	60	1524
26458	RED804137	Square to Round Wood Handle	84	2,134

Magnesium Asphalt Rake

- Lightweight "T" section blade has blunt teeth which are designed to allow material to pass through without catching
- Rugged formed steel pole connector prevents breakage and ensures rigidity
- 839 72 X 1 1/4" (1829 X 31mm) handle sold separately
- Sold 1 per inner pack/12 per outer pack



MARSHALLTOWN The Premier Line


EDI	Part#	Description	Size-in.	Size-mm
16438	838	Lute Head	36	914
16439	839	Handle Only	72	1829



ASPHALT TOOLS

Magnesium Lute Rakes with T-Connector & Snap Handle

- Durable construction
- Includes magnesium snap handle
- Available with 1 3/8" (35mm) or 1 3/4" (44mm) diameter handle
- All parts are easily replaceable
- All handles are 6' 7" or 9' long with rubber end grip
- **New items are in table in red**
- Sold 1 per inner pack/1 per outer pack



MADE IN
U.S.A

MARSHALLTOWN The Premier Line

EDI	Part#	Description	Size-in.	Size-mm	Blade Type
24461	RED700289	Lute w/6' X 1 3/8" handle	3 x 32	76 x 813	Blunt
26991	RED700290	Lute w/6' X 1 3/8" handle	3 x 32	76 x 813	Sharp
26992	RED700291	Lute w/6' X 1 3/8" handle	3 x 32	76 x 813	Plain
26993	RED700292	Lute w/6' X 1 3/8" handle	3 x 36	76 x 914	Blunt
26994	RED700293	Lute w/6' X 1 3/8" handle	3 x 36	76 x 914	Sharp
26995	RED700294	Lute w/6' X 1 3/8" handle	3 x 36	76 x 914	Plain
26996	RED700983	Lute w/6' X 1 3/4" handle	3 x 32	76 x 813	Blunt
26997	RED700984	Lute w/6' X 1 3/4" handle	3 x 32	76 x 813	Sharp
26998	RED700985	Lute w/6' X 1 3/4" handle	3 x 32	76 x 813	Plain
26999	RED700986	Lute w/6' X 1 3/4" handle	3 x 36	76 x 914	Blunt
27000	RED700987	Lute w/6' X 1 3/4" handle	3 x 36	76 x 914	Sharp
27001	RED700989	Lute w/6' X 1 3/4" handle	3 x 36	76 x 914	Plain
27224	RED901000	Lute w/7' X 1 3/4" handle	3 x 32	76 x 813	Blunt
27225	RED901001	Lute w/7' X 1 3/4" handle	3 x 32	76 x 813	Sharp
27226	RED901002	Lute w/7' X 1 3/4" handle	3 x 32	76 x 813	Plain
27227	RED901003	Lute w/7' X 1 3/4" handle	3 x 36	76 x 914	Blunt
27228	RED901004	Lute w/7' X 1 3/4" handle	3 x 36	76 x 914	Sharp
27229	RED901005	Lute w/7' X 1 3/4" handle	3 x 36	76 x 914	Plain
27230	RED901006	Lute w/9' X 1 3/4" handle	3 x 32	76 x 813	Blunt
27231	RED901007	Lute w/9' X 1 3/4" handle	3 x 32	76 x 813	Sharp
27232	RED901008	Lute w/9' X 1 3/4" handle	3 x 32	76 x 813	Plain
27233	RED901009	Lute w/9' X 1 3/4" handle	3 x 36	76 x 914	Blunt
27234	RED901010	Lute w/9' X 1 3/4" handle	3 x 36	76 x 914	Sharp
27235	RED901011	Lute w/9' X 1 3/4" handle	3 x 36	76 x 914	Plain

REPLACEMENT BLADES

EDI	Part#	Description	Size-in.	Size-mm	Blade Type
24503	RED702032	Repl. Blade Only	3 x 32	76 x 813	Blunt
24504	RED702033	Repl. Blade Only	3 x 32	76 x 813	Sharp
24507	RED702036	Repl. Blade Only	3 x 32	76 x 813	Plain
24505	RED702034	Repl. Blade Only	3 x 36	76 x 914	Blunt
24506	RED702035	Repl. Blade Only	3 x 36	76 x 914	Sharp
24508	RED702037	Repl. Blade Only	3 x 36	76 x 914	Plain

REPLACEMENT PARTS

EDI	Part#	Description	Size-in.	Size-mm
27238	RED901014	Repl Handle	6' X 1 3/8"	1828 X 35
27239	RED901015	Repl Handle	6' X 1 3/4"	1828 X 44
27236	RED901012	Repl Handle	7' X 1 3/4"	2133 X 44
27237	RED901013	Repl Handle	9' X 1 3/4"	2743 X 44
24484	RED701047	Connector Only	N/A	N/A

Magnesium Lute Rakes with T-Connector

- Durable lightweight magnesium head
- Includes 1 3/8" (35mm) aluminum handle available in three different lengths
- All parts are easily replaceable
- Sold 1 per inner pack/1 per outer pack



MADE IN
U.S.A

MARSHALLTOWN The Premier Line


EDI	Part#	Description	Size-in.	Size-mm	Blade Type
24544	RED700026C	Lute w/6' handle	3 x 32	76 x 813	Blunt
24547	RED700028C	Lute w/6' handle	3 x 32	76 x 813	Sharp
24549	RED700030C	Lute w/6' handle	3 x 32	76 x 813	Plain
24545	RED700027C	Lute w/6' handle	3 x 36	76 x 914	Blunt
24548	RED700029C	Lute w/6' handle	3 x 36	76 x 914	Sharp
24550	RED700031C	Lute w/6' handle	3 x 36	76 x 914	Plain
24551	RED700081C	Lute w/7' handle	3 x 32	76 x 813	Blunt
24557	RED700094C	Lute w/7' handle	3 x 32	76 x 813	Sharp
24561	RED700104C	Lute w/7' handle	3 x 32	76 x 813	Plain
24553	RED700083C	Lute w/7' handle	3 x 36	76 x 914	Blunt
24559	RED700096C	Lute w/7' handle	3 x 36	76 x 914	Sharp
24563	RED700106C	Lute w/7' handle	3 x 36	76 x 914	Plain
24552	RED700082C	Lute w/8' handle	3 x 32	76 x 813	Blunt
24558	RED700095C	Lute w/8' handle	3 x 32	76 x 813	Sharp
24562	RED700105C	Lute w/8' handle	3 x 32	76 x 813	Plain
24554	RED700084C	Lute w/8' handle	3 x 36	76 x 914	Blunt
24560	RED700097C	Lute w/8' handle	3 x 36	76 x 914	Sharp
24564	RED700107C	Lute w/8' handle	3 x 36	76 x 914	Plain

REPLACEMENT PARTS

EDI	Part#	Description	Size-in.	Size-mm	Blade Type
24503	RED702032	Repl. Blade Only	3 x 32	76 x 813	Blunt
24504	RED702033	Repl. Blade Only	3 x 32	76 x 813	Sharp
24507	RED702036	Repl. Blade Only	3 x 32	76 x 813	Plain
24505	RED702034	Repl. Blade Only	3 x 36	76 x 914	Blunt
24506	RED702035	Repl. Blade Only	3 x 36	76 x 914	Sharp
24508	RED702037	Repl. Blade Only	3 x 36	76 x 914	Plain
24496	RED701079	Repl. Handle Only	72	1829	N/A
24497	RED701080	Repl. Handle Only	84	2134	N/A
24498	RED701081	Repl. Handle Only	96	2438	N/A
24484	RED701047	Connector Only	N/A	N/A	N/A

Braced Magnesium Lute Rakes

- Durable lightweight magnesium head
- Combination lute rake
- Aluminum handle
- Metal brace with collar
- All parts are easily replaceable
- Sold 1 per inner pack/1 per outer pack



MADE IN
U.S.A

Unbraced Magnesium Lute Rakes

- Durable lightweight magnesium head
- Combination lute rake
- Aluminum handle
- All parts are easily replaceable
- Sold 1 per inner pack/1 per outer pack



MADE IN
U.S.A

MARSHALLTOWN The Premier Line

EDI	Part#	Description	Size-in.	Size-mm	Blade Type
24414	RED700088	Braced Lute Rake w/6' Hndl.	3 x 32	76 x 813	Blunt
24424	RED700098	Braced Lute Rake w/6' Hndl.	3 x 32	76 x 813	Sharp
24434	RED700108	Braced Lute Rake w/6' Hndl.	3 x 32	76 x 813	Plain
24417	RED700091	Braced Lute Rake w/6' Hndl.	3 x 36	76 x 914	Blunt
24427	RED700101	Braced Lute Rake w/6' Hndl.	3 x 36	76 x 914	Sharp
24437	RED700111	Braced Lute Rake w/6' Hndl.	3 x 36	76 x 914	Plain
24415	RED700089	Braced Lute Rake w/7' Hndl.	3 x 32	76 x 813	Blunt
24425	RED700099	Braced Lute Rake w/7' Hndl.	3 x 32	76 x 813	Sharp
24435	RED700109	Braced Lute Rake w/7' Hndl.	3 x 32	76 x 813	Plain
24418	RED700092	Braced Lute Rake w/7' Hndl.	3 x 36	76 x 914	Blunt
24428	RED700102	Braced Lute Rake w/7' Hndl.	3 x 36	76 x 914	Sharp
24438	RED700112	Braced Lute Rake w/7' Hndl.	3 x 36	76 x 914	Plain
24416	RED700090	Braced Lute Rake w/8' Hndl.	3 x 32	76 x 813	Blunt
24426	RED700100	Braced Lute Rake w/8' Hndl.	3 x 32	76 x 813	Sharp
24436	RED700110	Braced Lute Rake w/8' Hndl.	3 x 32	76 x 813	Plain
24419	RED700093	Braced Lute Rake w/8' Hndl.	3 x 36	76 x 914	Blunt
24429	RED700103	Braced Lute Rake w/8' Hndl.	3 x 36	76 x 914	Sharp
24439	RED700113	Braced Lute Rake w/8' Hndl.	3 x 36	76 x 914	Plain

REPLACEMENT PARTS

EDI	Part#	Description	Size-ft.	Size-M
24490	RED701068	Braced Repl. Handle Only	6	1.8
24491	RED701069	Braced Repl. Handle Only	7	2.1
24492	RED701070	Braced Repl. Handle Only	8	2.4
24501	RED701144	Single Brace for Lute	N/A	N/A

REPLACEMENT BLADES

EDI	Part#	Description	Size-in.	Size-mm	Blade Type
24503	RED702032	Repl. Blade Only	3 x 32	76 x 813	Blunt
24504	RED702033	Repl. Blade Only	3 x 32	76 x 813	Sharp
24507	RED702036	Repl. Blade Only	3 x 32	76 x 813	Plain
24505	RED702034	Repl. Blade Only	3 x 36	76 x 914	Blunt
24506	RED702035	Repl. Blade Only	3 x 36	76 x 914	Sharp
24508	RED702037	Repl. Blade Only	3 x 36	76 x 914	Plain

MARSHALLTOWN The Premier Line

EDI	Part#	Description	Size-in.	Size-mm	Blade Type
24398	RED700026	Unbraced Lute w/6' Hndl	3 x 32	76 x 813	Blunt
24400	RED700028	Unbraced Lute w/6' Hndl	3 x 32	76 x 813	Sharp
24402	RED700030	Unbraced Lute w/6' Hndl	3 x 32	76 x 813	Plain
24399	RED700027	Unbraced Lute w/6' Hndl	3 x 36	76 x 914	Blunt
24401	RED700029	Unbraced Lute w/6' Hndl	3 x 36	76 x 914	Sharp
24403	RED700031	Unbraced Lute w/6' Hndl	3 x 36	76 x 914	Plain
24410	RED700081	Unbraced Lute w/7' Hndl	3 x 32	76 x 813	Blunt
24420	RED700094	Unbraced Lute w/7' Hndl	3 x 32	76 x 813	Sharp
24430	RED700104	Unbraced Lute w/7' Hndl	3 x 32	76 x 813	Plain
24412	RED700083	Unbraced Lute w/7' Hndl	3 x 36	76 x 914	Blunt
24422	RED700096	Unbraced Lute w/7' Hndl	3 x 36	76 x 914	Sharp
24431	RED700105	Unbraced Lute w/8' Hndl	3 x 32	76 x 813	Plain
24413	RED700084	Unbraced Lute w/8' Hndl	3 x 36	76 x 914	Blunt

REPLACEMENT PARTS

EDI	Part#	Description	Size-ft.	Size-M
24487	RED701065	Unbraced Repl. Handle Only	6	1.8
24488	RED701066	Unbraced Repl. Handle Only	7	2.1

REPLACEMENT BLADES

EDI	Part#	Description	Size-in.	Size-mm	Blade Type
24503	RED702032	Repl. Blade Only	3 x 32	76 x 813	Blunt
24504	RED702033	Repl. Blade Only	3 x 32	76 x 813	Sharp
24507	RED702036	Repl. Blade Only	3 x 32	76 x 813	Plain
24505	RED702034	Repl. Blade Only	3 x 36	76 x 914	Blunt
24506	RED702035	Repl. Blade Only	3 x 36	76 x 914	Sharp
24508	RED702037	Repl. Blade Only	3 x 36	76 x 914	Plain

ASPHALT TOOLS

Lute Rakes with Wood or Fiberglass Handle

- Durable lightweight magnesium head
- Combination lute rake
- Metal brace for more durability
- All parts are easily replaceable
- Wood or fiberglass handles available
- Sold 1 per inner pack/1 per outer pack



MADE IN
U.S.A

MARSHALLTOWN The Premier Line

EDI	Part#	Description	Size-in.	Size-mm	Blade Type
24463	RED700547	Lute Rake w/60" Wood Hndl	3 x 32	76 x 813	Blunt
24464	RED700548	Lute Rake w/60" Wood Hndl	3 x 32	76 x 813	Sharp
24462	RED700546	Lute Rake w/60" Wood Hndl	3 x 32	76 x 813	Plain
24466	RED700550	Lute Rake w/60" Wood Hndl	3 x 36	76 x 914	Blunt
24467	RED700551	Lute Rake w/60" Wood Hndl	3 x 36	76 x 914	Sharp
24465	RED700549	Lute Rake w/60" Wood Hndl	3 x 36	76 x 914	Plain

Lute Rakes w/Fiberglass Handle

EDI	Part#	Description	Size-in.	Size-mm	Blade Type
24474	RED700916	Braced Lute Rake w/60" Fiberglass Hndl.	3 x 36	76 x 914	Blunt
24570	RED700916S	Braced Lute Rake w/60" Fiberglass Hndl.	3 x 36	76 x 914	Sharp

REPLACEMENT PARTS

EDI	Part#	Description	Size-in.	Size-mm	Blade Type
24503	RED702032	Repl. Blade Only	3 x 32	76 x 813	Blunt
24504	RED702033	Repl. Blade Only	3 x 32	76 x 813	Sharp
24507	RED702036	Repl. Blade Only	3 x 32	76 x 813	Plain
24505	RED702034	Repl. Blade Only	3 x 36	76 x 914	Blunt
24506	RED702035	Repl. Blade Only	3 x 36	76 x 914	Sharp
24508	RED702037	Repl. Blade Only	3 x 36	76 x 914	Plain
24992	RED704240	Repl. 60" Wood Hndl	60	1524	N/A
24483	RED701043	Handle Connector	N/A	N/A	N/A
24501	RED701144	Single Brace for Lute	N/A	N/A	N/A

Asphalt Squeegees

- Aluminum & steel construction for strength and durability
- Black neoprene blade has a durometer of 72 and a temperature rating of 338° F/170° C
- Comes complete with a 60" (1524mm) wood handle
- Replaceable wood handle and reversible blade
- Available with straight or curved blades
- Used for spreading sealers over existing asphalt surfaces
- Sold 2 per inner pack/6 per outer pack
- Sold 1 per inner pack/1 per outer pack where noted with *
- Sold 12 per inner pack/12 per outer pack where noted with **



MARSHALLTOWN The Premier Line

EDI	Part#	Description	Size-in.	Size-mm
25697	RED700244*	Straight w/Handle	24	610
13712	13712*	Straight w/Handle	30	762
25698	RED700245*	Straight w/Handle	36	914
25699	RED700246*	Straight w/Handle	48	1219
25700	RED700247*	Curved w/Handle	24	610
13715	13715*	Curved w/Handle	30	762
25701	RED700248*	Curved w/Handle	36	914
25702	RED700249*	Curved w/Handle	48	1219

SQUEEGEE HEAD & BLADE w/o HANDLE


EDI	Part#	Description	Size-in.	Size-mm
13702	13702	Straight	24	610
13703	13703	Straight	30	762
13704	13704	Straight	36	914
18644	18644	Straight	48	1219
13708	13708	Curved	24	610
13709	13709	Curved	30	762
13710	13710	Curved	36	914
18645	18645	Curved	48	1219

REPLACEMENT BLADES & HANDLE

EDI	Part#	Description	Size-in.	Size-mm
25729	RED704926	Straight Blade	24	610
13706	13706**	Straight Blade	30	762
25730	RED704927	Straight Blade	36	914
25731	RED704928	Straight Blade	48	1219
25735	RED704932	Curved Blade	24	610
25736	RED704933	Curved Blade	36	914
25737	RED704934	Curved Blade	48	1219
14844	4844	Tapered Handle	1 1/8 X 60	28 X 1524

Slant Edge Blade Squeegees

- Aluminum & steel construction for strength and durability
- White neoprene blade has a durometer of 38
- 3" (76mm) slant blade
- Comes complete with a 60" (1524mm) wood handle
- Pull style blade applies precise and consistent layer of many applied fluids
- Replaceable wood handle and reversible blade
- Spreads and smooths at the same time
- Sold 1 per inner pack/1 per outer pack



MARSHALLTOWN The Premier Line


EDI	Part#	Description	Size-in.	Size-mm
25707	RED700254	Squeegee w/60" Wood Hndl.	24	610
25708	RED700255	Squeegee w/60" Wood Hndl.	30	762
25709	RED700256	Squeegee w/60" Wood Hndl.	36	914
25710	RED700257	Squeegee w/60" Wood Hndl.	48	1219

REPLACEMENT BLADES & HANDLE

EDI	Part#	Description	Size-in.	Size-mm
25754	RED704953	Slant Edge Blade	24	610
25755	RED704954	Slant Edge Blade	30	762
25756	RED704955	Slant Edge Blade	36	914
25757	RED704956	Slant Edge Blade	48	1219

Heavy Duty Floor Squeegees

- Rugged all-steel construction for added strength and durability
- White gum rubber blade has a durometer of 65 and a temperature rating of 392° F/200° C
- Comes complete with a 60" (1524mm) wood handle
- Replaceable wood handle and reversible blade
- Sold 1 per inner pack/1 per outer pack



MARSHALLTOWN The Premier Line

EDI	Part#	Description	Size-in.	Size-mm
25738	RED704935	Heavy Duty Squeegee	24	610
25739	RED704936	Heavy Duty Squeegee	36	914
25740	RED704937	Heavy Duty Squeegee	48	1219

REPLACEMENT BLADES

EDI	Part#	Description	Size-in.	Size-mm
25741	RED704938	Straight Blade	24	610
25742	RED704939	Straight Blade	36	914
25743	RED704940	Straight Blade	48	1219

Push and Pull V Squeegee

- Comes complete with a 54" (1372mm) wood handle
- Forces sealant down into crack while pushing excess material forward
- Use with crack pour pot
- Blades are 1/4" X 2" X 12" (6mm X 51mm X 305mm)
- Sold 1 per inner pack/1 per outer pack



MARSHALLTOWN The Premier Line

EDI	Part#	Description	Blade
25713	RED700993	Push Squeegee w/54" Wood Hndl.	Black Neoprene
27041	RED700993R	Push Squeegee w/54" Wood Hndl.	Red Silicone
25714	RED700994	Pull Squeegee w/54" Wood Hndl.	Black Neoprene
27042	RED700994R	Pull Squeegee w/54" Wood Hndl.	Red Silicone

REPLACEMENT BLADES

EDI	Part#	Description	Temp-F	Temp-C
25725	RED704916	Black Neoprene Blade	338°	170°
27039	RED714195	Red Silicone Blade	392°	200°
27040	RED714196	White Silicone Blade	392°	200°

Crack Squeegees

- Used for crack repairs on asphalt and concrete
- Durable metal frame
- Handles not included
- Use with our 14844 wood handle (sold separately)
- Sold 1 per inner pack/12 per outer pack



MARSHALLTOWN The Premier Line


EDI	Part#	Description	Size-in.	Size-mm
10147	10147	Heavy Duty U Squeegee	4 1/4 X 10 1/2	108 X 267
10149	10147RB	Repl. Blade for 10147	20 3/4 X 2	527 X 51
10156	10156	V Shaped Squeegee	9 X 9	229 X 229
10157	10156RB	Repl. Blade for 10156	18 X 2	457 X 51
14844	4844	Tapered Handle	1 1/8 X 60	28 X 1524

MADE IN U.S.A

ASPHALT TOOLS

U Shaped Push Crack Squeegee

- Comes complete with a 54" (1372mm) wood handle
- Black neoprene blade
- U shaped cavity leaves a wider path of sealant
- Use with crack pour pot
- Sold 1 per inner pack/1 per outer pack



MARSHALLTOWN The Premier Line

EDI	Part#	Description	Blade
27036	RED700996	U Shaped Squeegee w/54" Wood Hndl.	Black Neoprene

REPLACEMENT BLADES

EDI	Part#	Description	Temp-F	Temp-C
27038	RED714193	U Shape Black Neoprene Blade	338°	170°

V Shaped Crack Squeegees

- Unique V shape design allows you to push or pull material into cracks
- Forces sealant down into crack while pushing excess material forward
- Comes complete with a 54" (1372mm) clevis style wood handle
- Use with crack pour pot
- Sold 1 per inner pack/1 per outer pack



MARSHALLTOWN The Premier Line

EDI	Part#	Description	Blade
25744	RED704942	V Shaped Squeegee w/54" Wood Hndl.	Black Neoprene
25760	RED704942-01	V Shaped Squeegee w/o Wood Hndl	Black Neoprene

REPLACEMENT BLADE & HANDLE

EDI	Part#	Description	Temp-F	Temp-C
25745	RED704943	V Shape Black Neoprene Blade	338°	170°

V Shaped Crack Squeegees w/Snap Handle Connector

- Unique V shape design allows you to push or pull material into cracks
- Forces sealant down into crack while pushing excess material forward
- Comes complete with aluminum snap handle adapter for use with standard bull float handles
- Fits 1 3/8" or 1 3/4" bull float snap style handles (snap handles sold separately)
- Use with crack pour pot
- Sold 1 per inner pack/1 per outer pack



MARSHALLTOWN The Premier Line

EDI	Part#	Description	Blade
25759	RED704959	V Shaped Squeegee w/Snap Handle Connector	Black Neoprene
25760	RED704942-01	V Shaped Squeegee w/o Connector	Black Neoprene

Heavy Duty Seal Coating Applicator Brooms

- Complete broom consists of broom with adapter and 1 1/8" X 72" (28mm X 1829mm) wood handle
- Heavy duty synthetic brush strip has 2 1/2" (64mm) trim
- All parts are easily replaceable
- Sold 1 per inner pack/1 per outer pack



MARSHALLTOWN The Premier Line

EDI	Part#	Description	Size-in.	Size-mm
20403	RED700372	Complete Broom	24 X 72	610 X 1829
20404	RED700373	Complete Broom	36 X 72	914 X 1829
20510	RED704965	Repl. Strip	2 1/4 X 24	57 X 610
20511	RED704966	Repl. Strip	2 1/4 X 36	57 X 914
26595	RED700376	Repl. Handle Kit	1 1/8 X 72	28 x 1829
20509	RED704964	Repl. Broom Holder Bracket	N/A	N/A
20468	RED704123	Repl. Handle	1 1/8 X 72	28 x 1829
20514	RED704969	Repl. Handle Bracket	N/A	N/A

Wire Street Broom

- Coated steel wire
- Built strong to withstand heavy duty cleaning of driveways and parking lots
- 3/4" (95mm) bristles
- 1 1/8" X 60" (28mm X 1524mm) tapered wood handle sold separately
- Sold 1 per inner pack/1 per outer pack



MADE IN
U.S.A

MARSHALLTOWN The Premier Line

EDI	Part#	Description	Length-in.	Length-mm
20478	RED704152	Broom Head	16	406
14844	4844	Tapered Handle	1 1/8 X 60	28 X 1524

Wire Broom

- Ideal for cleaning oil or grease spots
- Built strong to withstand heavy duty cleaning of driveways and parking lots
- 5" (127mm) bristles
- 1 1/8" X 60" (28mm X 1524mm) tapered wood handle sold separately
- Sold 1 per inner pack/1 per outer pack




MADE IN
U.S.A

MARSHALLTOWN The Premier Line

EDI	Part#	Description	Size-in.	Size-mm
20547	RED704133	Broom Head	2 3/8 X 12	61 X 305
14844	4844	Tapered Handle	1 1/8 X 60	28 X 1524

Wire Scraper Brush

- Oil spot brush with scraper for hard to reach stubborn stains
- 2" (51mm) bristles
- 1 1/8" X 60" (28mm X 1524mm) tapered wood handle sold separately
- Sold 1 per inner pack/1 per outer pack



MADE IN
U.S.A

MARSHALLTOWN The Premier Line

EDI	Part#	Description	Size-in.	Size-mm
20548	RED704210	Brush Head	2 1/4 X 7 1/8	57 X 181
14844	4844	Tapered Handle	1 1/8 X 60	28 X 1524

Street or Asphalt Brooms

- For general sweeping prior to resurfacing
- 1 1/8" (28mm) diameter tapered wood handles sold separately
- Sold 1 per inner pack/1 per outer pack



RED704130

RED704126

4844

MADE IN
U.S.A

MARSHALLTOWN The Premier Line

EDI	Part#	Description	Size-in.	Size-mm
20471	RED704126	Polybase Plastic	16	406
20472	RED704127	Polybase Plastic	18	457
20473	RED704128	Polybase Plastic	24	610
20475	RED704130	Palmyra Stalks	16	406
14844	4844	Tapered Handle	1 1/8 X 60	28 X 1524
20468	RED704123	Handle	1 1/8 X 72	28 X 1829
20469	RED704124	Handle	1 1/8 X 96	28 X 2438

Coarse Asphalt Broom

- Coarse 24" (610mm) brown plastic garage brush used for wet or dry sweeping of rough concrete or asphalt floors
- Will not soften when exposed to water or oils
- 1 1/8" X 60" (28mm X 1524mm) threaded handle included
- Sold 1 per inner pack/1 per outer pack



MADE IN
U.S.A

MARSHALLTOWN The Premier Line

EDI	Part#	Description	Size-in.	Size-mm
20402	RED700221	Broom w/ Handle	24	610
26456	RED704241	Repl. Handle	1 1/8 X 60	28 X 1524

Asphalt Broom

- 24" (610mm) attached steel blade scrapes and removes ice, snow, construction clean-up and other compacted debris
- Conveniently turns over to convert to a heavy duty 24" (610mm) wide industrial sweeping broom
- Braces provide extra stability and strength
- Handle included
- Sold 1 per inner pack/1 per outer pack



MADE IN
U.S.A

MARSHALLTOWN The Premier Line

EDI	Part#	Description	Size-in.	Size-mm
20454	RED704041	Broom w/ Handle	24	610

Crack Hoe

- Easily breaks up and dislodges particles of dirt, rock and debris from cracks prior to filling
- Tapered 54" (1371mm) wood handle
- Sold 1 per inner pack/1 per outer pack



MARSHALLTOWN The Premier Line

EDI	Part#	Size-in.	Size-mm
24268	RED802900	2 1/2	64

Asphalt Rake

- 14 teeth 3 3/4" (95mm) long
- 15 1/2" (394mm) level head
- 60" (1524mm) lacquered ash handle
- Sold 1 per inner pack/1 per outer pack



MARSHALLTOWN The Premier Line

EDI	Part#	Size-in.	Size-mm
24271	RED802921	15 1/2 X 66	394 X 1676

Cast Iron Tamper

- Heavy duty construction
- Cast iron head
- 48" (1219mm) hardwood handle
- Sold 1 per inner pack/1 per outer pack



MARSHALLTOWN The Premier Line

EDI	Part#	Size-in.	Size-mm
25883	RED804KR2	10 X 10	254 X 254

Welded Dirt Tamper

- Steel pipe construction with welded gussets for increased strength
- 48" (1219mm) steel pipe handle may be filled with sand for added weight
- Sold 1 per inner pack/1 per outer pack



MADE IN
U.S.A

MARSHALLTOWN The Premier Line

EDI	Part#	Size-in.	Size-mm
25854	RED700346	8 X 8	203 X 203
25855	RED700347	10 X 10	254 X 254

Tamper

- Cast iron base
- 42" (1067mm) ash handle
- Used to flatten and smooth dirt, stone, asphalt and other materials
- Sold 1 per inner pack/1 per outer pack



MARSHALLTOWN The Premier Line

EDI	Part#	Size-in.	Size-mm
14732	14732	8 X 8	203 X 203

Tamper

- Cast iron base
- 48" (1219mm) steel handle
- 10" (254mm) rubber grip
- Used to flatten and smooth dirt, stone, asphalt and other materials
- Sold 1 per inner pack/2 per outer pack



QLT by MARSHALLTOWN

EDI	Part#	Size-in.	Size-mm
10342	HT8	8 X 8	203 X 203
10343	HT10	10 X 10	254 X 254

Asphalt Shoes

- Choose from heavy gauge galvanized steel with felt soles or 3/4" (19mm) AC plywood with quick click buckles
- One size fits most
- Allows you to walk on asphalt without compromising the surface
- Tamp and compact hard to reach places
- Plywood shoes act as a thermal barrier and protect your feet from excessive heat
- No hassle quick release adjustable straps
- Sold 1 per inner pack/1 per outer pack



RED704139



RED704138

MADE IN
U.S.A

MARSHALLTOWN The Premier Line

EDI	Part#	Description	Size-in.	Size-mm
20086	RED704138	Galvanized Steel	N/A	N/A
20087	RED704139	AC Plywood	N/A	N/A

DuraFlex Trowels

Golden Stainless!

- PermaShape® guarantees trowel will maintain original flat shape
- Flat, yet flexible thinner blade makes applications easier with more consistent finish. Great for EIFS applications
- Available with a long or short mounting which allows for more flexibility
- Highest grade, hardened and tempered, golden stainless steel blade, properly shaped and fastened with stainless steel rivets
- Withstands pressure of hard-troweling
- Sold 1 per inner pack/12 per outer pack, 6 per outer pack where noted with *



MOST FLEXIBLE TROWEL AVAILABLE



MADE IN U.S.A.

U.S. Patent Nos. 5,697,265; 5,522,111; 5,791,009


MARSHALLTOWN The Premier Line

EDI	Part#	Mounting	Blade-in.	Blade-mm	Handle
14468	4468DF	7/4" (197mm)	12 X 5	305 X 127	
14467	4467DFD	7/4" (197mm)	12 X 5	305 X 127	
14658	4658DFL	9/4" (248mm)	12 X 5	305 X 127	
14663	4663DFDL	9/4" (248mm)	12 X 5	305 X 127	
14470	4470DF	7/4" (197mm)	13 X 5	330 X 127	
14469	4469DFD	7/4" (197mm)	13 X 5	330 X 127	
14665	4665DFL	9/4" (248mm)	13 X 5	330 X 127	
14681	4681DFDL	9/4" (248mm)	13 X 5	330 X 127	
14472	4472DF	9/4" (248mm)	14 X 5	356 X 127	
14471	4471DFD	9/4" (248mm)	14 X 5	356 X 127	
14682	4682DFL	11 5/8" (295mm)	14 X 5	356 X 127	
14683	4683DFDL	11 5/8" (295mm)	14 X 5	356 X 127	
14474	4474DF*	11 5/8" (295mm)	16 X 5	406 X 127	
14473	4473DFD*	11 5/8" (295mm)	16 X 5	406 X 127	
14694	4694DFL*	13 5/8" (346mm)	16 X 5	406 X 127	
14713	4713DFDL*	13 5/8" (346mm)	16 X 5	406 X 127	

PermaShape® "Flat"

Golden Stainless!

- Guaranteed to stay flat use after use
- Made from highest grade stainless steel
- Properly shaped and tempered to a golden finish
- Withstands pressure of hard-troweling
- Flat blade makes applications easier with more consistent finish
- Choice of resilient DuraSoft® handle or smooth, natural finish hardwood handle
- Sold 1 per inner pack/12 per outer pack, 6 per outer pack where noted with *



MADE IN U.S.A.

U.S. Patent Nos. 5,522,111; 5,697,265; and 5,791,009

MARSHALLTOWN The Premier Line

EDI	Part#	Size-in.	Size-mm	Handle
12173	1GSFP	11 X 4 1/2	279 X 114	
12174	1GSFPD	11 X 4 1/2	279 X 114	
12171	4GSFP	11 1/2 X 4 3/4	292 X 121	
12172	4GSFPD	11 1/2 X 4 3/4	292 X 121	
12177	62GSFP	12 X 4	305 X 102	
12178	62GSFPD	12 X 4	305 X 102	
12167	7GSFP	12 X 5	305 X 127	
12168	7GSFPD	12 X 5	305 X 127	
12165	13GSFP	13 X 5	330 X 127	
12166	13GSFPD	13 X 5	330 X 127	
12169	145GSFP	14 X 5	356 X 127	
12170	145GSFPD	14 X 5	356 X 127	
12175	165GSFP*	16 X 5	406 X 127	
12176	165GSFPD*	16 X 5	406 X 127	

PermaShape® "Broken-In"

Golden Stainless!

- Broken-in shape eliminates line and ripple marks right from the start
- Guaranteed to maintain original broken-in shape
- For more details and size options **see page 39**



PermaShape® "Flat"

Stainless Steel!

- Guaranteed to stay flat use after use
- Made from highest grade stainless steel
- Properly shaped and tempered
- Withstands pressure of hard-troweling
- Flat blade makes applications easier with more consistent finish
- Choice of resilient DuraSoft® handle or smooth, natural finish hardwood handle
- Sold 1 per inner pack/12 per outer pack



MADE IN
U.S.A

U.S. Patent Nos. 5,522,111;
5,697,265; and 5,791,009

MARSHALLTOWN The Premier Line

EDI	Part#	Size-in.	Size-mm	Handle
12179	1SSFP	11 X 4½	279 X 114	
12180	1SSFPD	11 X 4½	279 X 114	
12181	4SSFP	11½ X 4¾	292 X 121	
12182	4SSFPD	11½ X 4¾	292 X 121	
12183	13SSFP	13 X 5	330 X 127	
12184	13SSFPD	13 X 5	330 X 127	

Bright Stainless Steel

Stainless Steel!

- Made from the highest grade stainless steel
- For more details and size options
see page 43



Golden Stainless Steel

Golden Stainless!

- Made from the highest grade stainless steel
- For more details and size options
see page 43



High Carbon Steel

- Highest grade high carbon spring steel blade
- For more details and size options
see pages 41-42



Carbon Steel

- Pre-shaped across length and width of blade
- Sold 4 per inner pack/12 per outer pack



MADE IN
U.S.A

U.S. Patent No.5,522,111

QLT^{BY}MARSHALLTOWN

EDI	Part#	Size-in.	Size-mm
13838	FT377R	13 X 5	330 X 127

Carbon Steel

- Cast aluminum mounting securely riveted to tempered, polished steel blade
- Mounting has a square shank to prevent handle from turning
- Sold 4 per inner pack/12 per outer pack




MADE IN
U.S.A

QLT^{BY}MARSHALLTOWN

EDI	Part#	Size-in.	Size-mm
13805	FT366	11 X 4½	279 X 114
13806	FT367	13 X 5	330 X 127
13807	FT368	12 X 5	305 X 127

Carbon Steel

- Aluminum mounting
- Comfortable, curved wood handle
- Polished steel blade
- Sold 12 per inner pack/60 per outer pack



QLT^{BY}MARSHALLTOWN

EDI	Part#	Size-in.	Size-mm
12194	990S	11 X 4½	279 X 114

Stainless Steel Drywall Trowels

- Premium stainless steel blade has a slight concave bow which helps the user feather the mud and make perfect drywall joints
- Aluminum alloy mounting is lightweight but very strong
- Flexible blade is tempered, ground and polished
- Blade fastened to the mounting with hardened stainless steel rivets
- "Diamond Shank" design keeps the handle from twisting
- Choice of resilient DuraSoft® handle or smooth, natural finish hardwood handle
- Sold 1 per inner pack/12 per outer pack



MADE IN
U.S.A

U.S. Patent No. 5,522,111

MARSHALLTOWN The Premier Line

EDI	Part#	Size-in.	Size-mm	Handle
12613	12SS	11 X 4½	279 X 114	
12616	12SSD	11 X 4½	279 X 114	
15319	12BSS	12 X 4½	305 X 114	
15320	12BSSD	12 X 4½	305 X 114	
12617	12ASS	14 X 4½	356 X 114	
12619	12ASSD	14 X 4½	356 X 114	
15315	12CSS	16 X 4½	406 X 114	
15316	12CSSD	16 X 4½	406 X 114	

High Carbon Steel Drywall Trowels

- High carbon steel blade has a slight concave bow which helps the user feather the mud and make perfect drywall joints
- Flexible blade is tempered, ground and polished
- Aluminum alloy mounting is lightweight but very strong
- Blade fastened to the mounting with hardened steel rivets
- "Diamond Shank" design keeps the handle from twisting
- Sold 1 per inner pack/12 per outer pack



MADE IN
U.S.A

U.S. Patent No. 5,522,111

MARSHALLTOWN The Premier Line

EDI	Part#	Size-in.	Size-mm	Handle
12612	12	11 X 4½	279 X 114	
12618	12D	11 X 4½	279 X 114	
12611	12SD	11 X 4½	279 X 114	
15317	12B	12 X 4½	305 X 114	
15318	12BSD	12 X 4½	305 X 114	
12614	12A	14 X 4½	356 X 114	
12620	12AD	14 X 4½	356 X 114	
12615	12ASD	14 X 4½	356 X 114	
15313	12C	16 X 4½	406 X 114	
15314	12CSD	16 X 4½	406 X 114	

Carbon Steel Drywall Trowel

- Has a cast aluminum mounting with a tempered, fully polished steel blade
- Black plastic handle
- Concave shape of the blade helps build up the joint for final finish
- Sold 6 per inner pack/36 per outer pack



MADE IN
U.S.A

QLT[®] MARSHALLTOWN

EDI	Part#	Size-in.	Size-mm
12622	912	11 X 4½	279 X 114

Venetian Plastering Trowels

- Stainless steel blade with beveled edges and radius corners
- Ideal for achieving the highly polished, burnished "Venetian" look
- Sold 1 per inner pack/12 per outer pack



MADE IN
U.S.A

MARSHALLTOWN The Premier Line


EDI	Part#	Size-in.	Size-mm	Handle
16062	MXS875SS	8¾ X 3¾	222 X 95	
16063	MXS875SSD	8¾ X 3¾	222 X 95	
16064	MXS11SS	11 X 3¾	279 X 95	
16065	MXS11SSD	11 X 3¾	279 X 95	

Direct Pressure Blue Steel Taping Knives

- Revolutionary ergonomic design reduces hand, wrist and forearm fatigue
- Allows for greater control and pressure with less effort
- Blade is tapered so you can run corners faster and easier
- Blue steel blade flexes just right for feathering but won't take a set
- Resilient DuraSoft® handle provides a soft feel, reduces fatigue and offers excellent durability
- Sold 6 per inner pack/6 per outer pack



Direct Pressure revolutionary ergonomic design makes it possible to be used two different ways



MADE IN U.S.A

MARSHALLTOWN The Premier Line

EDI	Part#	Size-in.	Size-mm
14758	12BST	12 X 3	305 X 76
14759	14BST	14 X 3	356 X 76
14760	16BST	16 X 3	406 X 76

DuraSoft® II Stainless Steel Taping Knives

- Premium tempered stainless steel blade with rigid alloy backer
- Blade is tapered so you can run corners faster and easier
- Narrow profile DuraSoft® handle moves hand forward to help improve blade control
- Ergonomic contours for improved comfort
- One of the most lightweight knives on the market
- Sold 6 per inner pack/6 per outer pack



MADE IN U.S.A

U.S. Patent No. 5,615,445

MARSHALLTOWN The Premier Line

EDI	Part#	Size-in.	Size-mm
14592	4506SD	6 X 3	152 X 76
14594	4508SD	8 X 3	203 X 76
14596	4510SD	10 X 3	254 X 76
14598	4512SD	12 X 3	305 X 76
14601	4514SD	14 X 3	356 X 76

DuraSoft® II Blue Steel Taping Knives

- Premium tempered blue steel blade with rigid alloy backer
- Blade is tapered so you can run corners faster and easier
- Narrow profile DuraSoft® handle moves hand forward to help improve blade control
- Ergonomic contours for improved comfort
- One of the most lightweight knives on the market
- Sold 6 per inner pack/6 per outer pack



MADE IN U.S.A

U.S. Patent No. 5,615,445

MARSHALLTOWN The Premier Line

EDI	Part#	Size-in.	Size-mm
14527	4506D	6 X 3	152 X 76
14531	4508D	8 X 3	203 X 76
14534	4510D	10 X 3	254 X 76
14537	4512D	12 X 3	305 X 76
14361	4514D	14 X 3	356 X 76

DuraSoft® Stainless Steel Taping Knives

- Tempered premium stainless steel blade with aluminum backing plate
- Tapered blade flexes just right for feathering but won't take a set
- Resilient DuraSoft® handle provides a soft feel, reduces fatigue and offers excellent durability
- Sold 6 per inner pack/6 per outer pack



MADE IN U.S.A

U.S. Patent No. 5,615,445

MARSHALLTOWN The Premier Line

EDI	Part#	Size-in.	Size-mm
14343	3506SD	6 X 3	152 X 76
14321	3508SD	8 X 3	203 X 76
14323	3510SD	10 X 3	254 X 76
14325	3512SD	12 X 3	305 X 76
14327	3514SD	14 X 3	356 X 76
14359	3516SD	16 X 3	406 X 76
14360	3520SD	20 X 3	508 X 76

DuraSoft® Blue Steel Taping Knives

- Premium tempered blue steel blade with aluminum backing plate
- Blade is tapered so you can run corners faster and easier
- Blade flexes just right for feathering but won't take a set
- Resilient DuraSoft® handle provides a soft feel, reduces fatigue and offers excellent durability
- Sold 6 per inner pack/6 per outer pack



MADE IN U.S.A.

U.S. Patent No. 5,615,445

MARSHALLTOWN The Premier Line

EDI	Part#	Size-in.	Size-mm
14345	3506D	6 X 3	152 X 76
14337	3508D	8 X 3	203 X 76
14338	3510D	10 X 3	254 X 76
14339	3512D	12 X 3	305 X 76
14341	3514D	14 X 3	356 X 76

Narrow Blade Stainless Steel Taping Knives

- Premium stainless steel blade with aluminum backing plate
- Blade is tapered so you can run corners faster and easier
- Blade flexes just right for feathering but won't take a set
- Resilient DuraSoft® handle provides a soft feel, reduces fatigue and offers excellent durability
- Sold 6 per inner pack/6 per outer pack



MADE IN U.S.A.

U.S. Patent No. 5,615,445

MARSHALLTOWN The Premier Line

EDI	Part#	Size-in.	Size-mm
14363	3508SDN	8 X 2¼	203 X 57
14364	3512SDN	12 X 2¼	305 X 57
14365	3516SDN	16 X 2¼	406 X 57
14366	3520SDN	20 X 2¼	508 X 57

Stainless Steel Taping Knives

- Premium stainless steel blade and backing plate
- Temper weld construction improves holding power
- Blade flexes just right for feathering but won't take a set
- Structural foam, ergonomically designed, "Taper-Saver" handle provides maximum comfort
- Handle will not crack, splinter or break
- Sold 6 per inner pack/6 per outer pack



MADE IN U.S.A.

MARSHALLTOWN The Premier Line

EDI	Part#	Size-in.	Size-mm
14320	2508SS	8 X 3	203 X 76
14322	2510SS	10 X 3	254 X 76
14324	2512SS	12 X 3	305 X 76
14326	2514SS	14 X 3	356 X 76

Blue Steel Taping Knives

- Made of the highest grade blue spring steel
- Comfortable contoured wood handle
- Blade flexes just right for feathering but won't take a set
- Each blade and backing plate fully temper welded to improve holding ability
- Sold 6 per inner pack/6 per outer pack



MADE IN U.S.A.

MARSHALLTOWN The Premier Line

EDI	Part#	Size-in.	Size-mm
14308	2508	8 X 3	203 X 76
14310	2510	10 X 3	254 X 76
14312	2512	12 X 3	305 X 76
14314	2514	14 X 3	356 X 76

Pro-Style Stainless Steel Taping Knives

- Blade made of lightweight yet sturdy stainless steel
- Tapered blade lets you get close to the corner
- Plastic handle is securely molded to an aluminum backing plate
- Sold 6 per inner pack/6 per outer pack



MADE IN U.S.A.

QLT BY MARSHALLTOWN

EDI	Part#	Size-in.	Size-mm
16051	903SS	6 X 3	152 X 76
16052	905SS	8 X 3	203 X 76
16053	907SS	10 X 3	254 X 76
16054	913SS	12 X 3	305 X 76
16055	915SS	14 X 3	356 X 76

Pro-Style Blue Steel Taping Knives

- Flexible blue spring steel blade
- Tapered blade lets you get close to the corner
- One of the most lightweight taping knives on the market
- Plastic handle is securely molded to an aluminum backing plate
- Equipped with a very lightweight yet durable contour handle
- Sold 1 per inner pack/12 per outer pack



QLT BY MARSHALLTOWN

EDI	Part#	Size-in.	Size-mm
18719	BSTK6P	6 X 3	152 X 76
18720	BSTK8P	8 X 3	203 X 76
18721	BSTK10P	10 X 3	254 X 76
18722	BSTK12P	12 X 3	305 X 76
16050	915M	14 X 3	356 X 76

Soft Grip Stainless Steel Taping Knives

- Flexible stainless steel blade
- Tapered blade lets you get close to the corner
- One of the most lightweight taping knives on the market
- Comfortable soft grip handle is securely molded to an aluminum backing plate
- Sold 6 per inner pack/6 per outer pack



QLT BY MARSHALLTOWN

EDI	Part#	Size-in.	Size-mm
19035	SSTK6	6 X 3	152 X 76
19036	SSTK8	8 X 3	203 X 76
19037	SSTK10	10 X 3	254 X 76
19038	SSTK12	12 X 3	305 X 76
19039	SSTK14	14 X 3	356 X 76

Soft Grip Blue Steel Taping Knives

- Flexible blue spring steel blade
- Tapered blade lets you get close to the corner
- One of the most lightweight taping knives on the market
- Comfortable soft grip handle is securely molded to an aluminum backing plate
- Sold 6 per inner pack/6 per outer pack



QLT BY MARSHALLTOWN

EDI	Part#	Size-in.	Size-mm
11432	BSTK6	6 X 3	152 X 76
11433	BSTK8	8 X 3	203 X 76
11434	BSTK10	10 X 3	254 X 76
11435	BSTK12	12 X 3	305 X 76
11436	BSTK14	14 X 3	356 X 76

Plastic Taping Knives

- Reinforced handles and tapered flexible blades
- Intended to be disposed of after use
- Sold 24 per inner pack/24 per outer pack



MADE IN
U.S.A

QLT BY MARSHALLTOWN

EDI	Part#	Size-in.	Size-mm
16271	6271	6 X 3½	152 X 89
16272	6272	8 X 3¾	203 X 95
16273	6273	10 X 3⅞	254 X 79

Broad Knives

- Blue spring steel blade
- Lightweight aluminum handle
- Used for taping and seaming joints
- Rubber handle cap with hanger
- More flexible than a taping knife
- Sold 2 per inner pack/6 per outer pack



QLT BY MARSHALLTOWN

EDI	Part#	Size-in.	Size-mm
14385	BK385	7 X 17⅞	178 X 454
14386	BK386	9 X 17⅞	229 X 454
14387	BK387	7 X 31⅞	178 X 809
14388	BK388	9 X 28	229 X 711

BLADE GUIDE

Blade Width

Bent Blade
< 3"
3" & 4"
5" & 6"

Blade Name

Glazier
Putty Knife
Scraper
Joint Knife

Blade Type

Flex & Full Flex

Stiff

Chisel

Tip



DuraSoft® Handle Putty and Joint Knives

- Next generation ergonomic design offers the most comfortable grip possible
- Solid handle construction ensures the strongest and longest lasting tool available
- Oversized EMPACT hammering head for quick, effective hammering
- Patent Pending handle design
- All 3" scraper blades have a 5° angle
- Sold 6 per inner pack/6 per outer pack, PIK125D sold 1 per inner pack/6 per outer pack



JK886D

SK867D

PK866D

GT872D

PK878D

U.S. Patent Nos.
D535,541, D527,244
D526,881, & D525,510

MARSHALLTOWN The Premier Line

Stainless Steel Putty Knives - DuraSoft® Handle

- Heavy duty stainless steel blade
- Heat treated, hardened and tempered; annealed for an even hardness throughout the blade
- Full tang through the handle
- Next generation ergonomic design offers the most comfortable grip possible
- Oversized EMPACT hammering head for quick, effective hammering
- Sold 6 per inner pack/24 per outer pack



U.S. Patent Nos.
D535,541 and D527,244

MARSHALLTOWN The Premier Line

EDI	Part#	Description	Size-in.	Size-mm
10764	PK764SSD	Flex Putty Knife	2	51
10765	PK866SSD	Stiff Putty Knife	2	51
10766	SK880SSD	Flex Scraper	3	76
10767	SK868SSD	Stiff Scraper	3	76
10768	SK882SSD	Flex Scraper	4	102
10782	JK886SSD	Joint Knife	6	152

☛ symbol designates our EMPACT hammering head handle

EDI	Part#	Description	Size-in.	Size-mm	Handle
10860	PK860D	Stiff Putty Knife	1¼	31	A
10861	CK861D	Chisel Knife	1¼	31	A
10863	PK863D	Stiff Putty Knife	1½	38	A
10876	PK876D	Flex Putty Knife	1½	38	C
10877	PK877D	Flex Putty Knife	1½	38	D
10888	PK888D	Full Flex Putty Knife	1½	38	C
10865	PK865D	Stiff Putty Knife	2	51	A
10866	PK866D	Stiff Putty Knife	2	51	B
10878	PK878D	Flex Putty Knife	2	51	C
10867	SK867D	Stiff Scraper	3	76	A
10879	SK879D	Flex Scraper	3	76	C
10880	SK880D	Flex Scraper	3	76	D
10890	SK890D	Full Flex Scraper	3	76	C
10881	SK881D	Flex Scraper	4	102	C
10882	SK882D	Flex Scraper	4	102	D
10883	JK883D	Flex Joint Knife	5	127	C
10884	JK884D	Flex Joint Knife	5	127	D
10885	JK885D	Flex Joint Knife	6	152	C
10886	JK886D	Flex Joint Knife	6	152	D
10896	JK896D	Full Flex Joint Knife	6	152	C
10871	GT871D	5-in-1 Tool	6	152	A
10872	GT872D	6-in-1 Tool	6	152	B

☛ symbol designates our EMPACT hammering head handle

Stainless Steel Putty Knives - Nylon Handle

- Heavy duty stainless steel blade
- Heat treated, hardened and tempered; annealed for an even hardness throughout the blade
- Full tang through the handle
- Smooth black polyethylene handles resistant to virtually all chemicals and solvents
- Sold 6 per inner pack/24 per outer pack







Nylon Handle Putty and Joint Knives

- Heat treated, hardened and tempered; annealed for an even hardness throughout the blade
- Full tang through the handle
- Smooth black polyethylene handle resistant to virtually all chemicals and solvents
- Weighted handle accommodates our heavier blades for perfect balance
- All 3" scraper blades have a 5° angle
- Sold 6 per inner pack/24 per outer pack, displays sold 12 inner pack/12 per outer pack









M5221DP

MARSHALLTOWN The Premier Line

EDI	Part#	Description	Size-in.	Size-mm
11705	M5124SS	Stiff Putty Knife	1 ¼	32
11706	M5122SS	Chisel Putty Knife	1 ¼	32
11707	M5203SS	Flex Putty Knife	2	51
11709	M5303SS	Flex Scraper	3	76
11711	M5403SS	Flex Scraper	4	102
11712	M5743SS	Flex Scraper 	4	102
11716	M5753SS	Joint Knife 	5	127
11717	M5763SS	Joint Knife 	6	152
15047	M5863	Stainless Flex Joint Knife	6	152
15046	M5864	Stainless Stiff Joint Knife	6	152
11719	M5721SS	6-in-1 Tool 	N/A	N/A

 symbol designates our EMPACT hammering head handle

MARSHALLTOWN The Premier Line

EDI	Part#	Description	Size-in.	Size-mm
15015	M5121	20° Bent Glazier	1¼	31
15016	M5123	Flex Putty Knife	1¼	31
15017	M5124	Stiff Putty Knife	1¼	31
15019	M5122	Chisel Putty Knife	1¼	33
15021	M5153	Flex Putty Knife	1½	38
15022	M5155	Full Flex Putty Knife	1½	38
15024	M5154	Stiff Putty Knife	1½	38
15026	M5203	Flex Putty Knife	2	51
15029	M5204	Stiff Putty Knife	2	51
15030	M5303	Flex Scraper	3	76
15032	M5304	Stiff Scraper	3	76
15033	M5734	Stiff Scraper 	3	76
15039	M5403	Flex Scraper	4	102
15087	M5743	Flex Scraper 	4	102
15038	M5404	Stiff Scraper	4	102
15041	M5503	Flex Joint Knife	5	127
15042	M5753	Flex Joint Knife 	5	127
15048	M5603	Flex Joint Knife	6	152
15043	M5763	Flex Joint Knife 	6	152
15049	M5221	5-in-1 Tool	N/A	N/A
15050	M5221DP	5-in-1 Tool, Display of 12	N/A	N/A
15051	M5721	6-in-1 Tool 	N/A	N/A
15052	M5721DP	6-in-1 Tool, Display of 12 	N/A	N/A

 symbol designates our EMPACT hammering head handle

Rosewood Handle Tools

- Heat treated, hardened and tempered; annealed for an even hardness throughout the blade
- Full tang through the handle
- Laminated rosewood handle, resin impregnated to protect against chemicals and solvents
- Weighted handle accommodates our heavier blades for perfect balance
- All 3" scraper blades have a 5° angle
- Sold 6 per inner pack/24 per outer pack, displays sold 12 per inner pack/12 per outer pack




MARSHALLTOWN The Premier Line

EDI	Part#	Description	Size-in.	Size-mm
15064	M7081	20° Bent Glazier	¾	19
15065	M7071	35° Bent Glazier	¾	19
15066	M7073	Flex Streamliner	¾	19
15067	M7123	Flex Putty Knife	1¼	31
15068	M7124	Stiff Putty Knife	1¼	31
15070	M7153	Flex Putty Knife	1½	38
15069	M7155	Full Flex Putty Knife	1½	38
15071	M7154	Stiff Putty Knife	1½	38
15072	M7152	Chisel Putty Knife	1½	38
15074	M7203	Flex Putty Knife	2	51
15073	M7205	Full Flex Putty Knife	2	51
15075	M7204	Stiff Putty Knife	2	51
15077	M7303	Flex Scraper	3	76
15076	M7305	Full Flex Scraper	3	76
15078	M7304	Stiff Scraper	3	76
15080	M7403	Flex Scraper	4	102
15079	M7405	Full Flex Scraper	4	102
15082	M7503	Flex Joint Knife	5	127
15081	M7505	Full Flex Joint Knife	5	127
15083	M7603	Flex Joint Knife	6	152
15084	M7221	5-in-1 Tool	N/A	N/A

Soft Grip Putty and Joint Knives

- Blade is available in high carbon steel or stainless steel
- Soft grip handle
- 5-in-1 tool can be used as a scraper, spreader, roller cleaner, putty remover and crack cleaner
- Sold 6 per inner pack/72 per outer pack



QLT BY MARSHALLTOWN

EDI	Part#	Description	Size-in.	Size-mm
18481	SCPK114	Chisel Putty Knife	1¼	31
18482	SCPK114	Stiff Putty Knife	1¼	31
18482	SCPK114HH	Stiff Putty Knife	1¼	31
18483	FPK114	Flex Putty Knife	1¼	31
18484	FFPK114	Full Flex Putty Knife	1¼	31
18486	SPK112HH	Stiff Putty Knife	1½	38
18487	FPK112	Flex Putty Knife	1½	38
18488	FPK112HH	Flex Putty Knife	1½	38
18489	FFPK112	Full Flex Putty Knife	1½	38
18490	SPK2	Stiff Putty Knife	2	51
18492	FPK2	Flex Putty Knife	2	51
18493	FPK2HH	Flex Putty Knife	2	51
18494	FFPK2	Full Flex Putty Knife	2	51
18496	SC3HH	Stiff Scraper	3	76
18498	FPK3HH	Flex Putty Knife	3	76
18500	FJK4	Flex Joint Knife	4	102
18501	FJK4HH	Flex Joint Knife	4	102
18502	FJK5	Flex Joint Knife	5	127
18503	FJK5HH	Flex Joint Knife	5	127
18505	FJK6	Flex Joint Knife	6	152
18506	FJK6HH	Flex Joint Knife	6	152
18507	FJK8	Flex Joint Knife	8	203
18509	6IN1212HH	6-in-1 Tool	2½	63

Stainless Steel Putty Knives

EDI	Part#	Description	Size-in.	Size-mm
18511	FPK112SSHH	Flex Putty Knife	1½	38
18515	FJK4SSHH	Flex Joint Knife	4	102
18517	FJK5SSHH	Flex Joint Knife	5	127
18518	FJK6SSHH	Flex Joint Knife	6	152

Symbol designates our EMPACT hammering head handle

Nylon Handle Putty and Joint Knives

- Blade made of high carbon steel, tempered then polished to a mirror finish
- Full length tang goes through the rugged solvent-resistant nylon handle
- 5-in-1 tool can be used as a scraper, spreader, roller cleaner, putty remover and crack cleaner
- Inner and outer pack quantities are shown in table



QLT BY MARSHALLTOWN

EDI	Part#	Description	Size-in.	Size-mm	Inner/Outer
14561	PK741F	Flex Putty Knife	1¼	31	24/288
14560	PK740S	Stiff Putty Knife	1¼	31	24/144
14563	PK743F	Flex Scraper	3	76	24/288
14562	PK742S	Stiff Scraper	3	76	24/144
14564	JK744	Flex Scraper	4	102	12/192
14565	JK745	Joint Knife	5	127	24/192
14566	JK746	Joint Knife	6	152	12/192
14567	PT747	5-in-1 Tool	N/A	N/A	24/240

Yellow diamond symbol designates our EMPACT hammering head handle

Putty and Joint Knives

- Flexible stainless steel blade
- Molded plastic handle
- Full tang through the handle
- Sold 12 per inner pack/120 per outer pack



QLT BY MARSHALLTOWN

EDI	Part#	Description	Size-in.	Size-mm
16102	902	Putty Knife	1½	38
16104	904	Flex Scraper	4	102
16105	905	Joint Knife	6	152

Plastic Handle Putty and Joint Knives

- Flexible stainless steel blade
- Molded plastic handle
- Sold 12 per inner pack/288 per outer pack




QLT BY MARSHALLTOWN

EDI	Part#	Description	Size-in.	Size-mm
14440	PK440F	Flex Putty Knife	1½	38
14441	PK441S	Stiff Putty Knife	1½	38
14442	WS442F	Flex Scraper	3	76
14443	WS443S	Stiff Scraper	3	76
14444	JK444F	Flex Scraper	4	102
14445	JK445F	Joint Knife	6	152
14446	PT446	5-in-1 Tool	N/A	N/A

Plastic Putty Knives

- Tapered flexible blade with a comfortable grip that resists bending and breaking
- Inner/outer pack quantities are shown in table




MADE IN U.S.A.

QLT BY MARSHALLTOWN

EDI	Part#	Size-in.	Size-mm	Inner/Outer
16267	6267	1½	38	36/576
16268	6268	2	51	36/432
16269	6269	3	76	36/288
16270	6270	4	102	36/216

Exact Angle™ Inside Corner Trowel

- Easy to clean nylon blade will not mar walls
- Angle adjusts from 90° - 154°
- Resilient DuraSoft® handle provides a soft feel, reduces fatigue and offers excellent durability
- Sold 1 per inner pack/6 per outer pack



MADE IN U.S.A.

MARSHALLTOWN The Premier Line

EDI	Part#	Size-in.	Size-mm
14917	EA917	4 X 4	102 X 102

Inside Corner Trowel

- Lightweight tool made from one piece of flexible stainless steel with aluminum mounting
- Blade set at a 103° angle that flexes to form a perfect 90° corner during use
- Resilient DuraSoft® handle with finger guard
- Used to embed tape and smooth out the final layer of mud to taped corners
- Sold 2 per inner pack/48 per outer pack



MADE IN U.S.A.

U.S. Patent Nos.

5,327,612 and 5,446,941

MARSHALLTOWN The Premier Line

EDI	Part#	Size-in.	Size-mm
15323	23D	4 X 5	102 X 127

Thin Coat Inside Corner Trowel

- Lightweight tool made from one piece of flexible stainless steel
- Has a 90° angle between the blades
- Resilient DuraSoft® handle with integral finger guard
- Used to embed tape and smooth out the final layer of mud to taped corners
- Sold 6 per inner pack/6 per outer pack



MARSHALLTOWN The Premier Line

EDI	Part#	Size-in.	Size-mm
15324	24D	5 X 3/4	127 X 95

Bullnose Inside Corner Trowel

- Inside corner has a 103° rounded angle that will flex to 90°, 5/8" (16mm) radius
- Can be used for either EIFS or drywall work
- Stainless steel blades
- Resilient DuraSoft® handle with finger guard
- For use when rounded corners are desired
- Sold 6 per inner pack/6 per outer pack



MARSHALLTOWN The Premier Line

EDI	Part#	Size-in.	Size-mm
15327	51D	5 X 3/2	127 X 89

Inside Corner Trowel

- Formed from one piece of flexible stainless steel
- Blade is set with 103° angle that flexes to 90° for finishing corners
- Used to embed tape and smooth out the final layer of mud to taped corners
- Sold 2 per inner pack/48 per outer pack



EDI	Part#	Size-in.	Size-mm
16111	911	3 1/2 X 4 1/2	89 X 115

Inside Corner Trowel

- Formed from a single piece of stainless steel
- Blade flexes to form a perfect 90 degree angle
- Used to embed tape and smooth out the final layer of mud to taped corners
- Comfortable soft grip handle
- Sold 1 per inner pack/6 per outer pack



EDI	Part#	Size-in.	Size-mm
19285	CT911	4 X 5	102 X 127

Outside Corner Trowel

- Lightweight tool made from one piece of flexible stainless steel
- Blade set at an 80° angle that flexes during use to 90° to form a clean square outside corner
- Resilient DuraSoft® handle with finger guard
- Used to embed tape and smooth out the final layer of mud to taped corners
- Sold 6 per inner pack/6 per outer pack



MARSHALLTOWN The Premier Line

EDI	Part#	Size-in.	Size-mm
15325	25D	5 X 3/4	127 X 95

Outside Corner Trowel

- Lightweight tool made from one piece of flexible stainless steel
- Blade is set at an 80° angle that flexes during use to 90° to form a clean square outside corner
- Plastic handle
- Sold 12 per inner pack/12 per outer pack



EDI	Part#	Size-in.	Size-mm
14541	OS751	5 X 3/4	127 X 95

Bullnose Outside Corner Trowel

- For use when rounded corners are desired
- Outside corner has an 80° rounded angle that flexes to 90°, 5/8" (16mm) radius
- Blade is made from flexible stainless steel
- Resilient DuraSoft® handle with integral finger guard
- Sold 6 per inner pack/6 per outer pack



MARSHALLTOWN The Premier Line

EDI	Part#	Size-in.	Size-mm
15326	50D	5 X 3 1/2	127 X 89

Corner Tool

- Flexes for 90° angles
- Made of durable plastic
- Finger rest to apply additional pressure
- Sold 24 per inner pack/24 per outer pack



EDI	Part#	Size-in.	Size-mm
16292	CT292	7 1/2 X 4 1/2	191 X 115

Stainless Steel Bullnose Corner Trowels

- Produces a rounded outside corner in stucco and plaster
- Stainless steel blade will not rust
- Smooth keyhole shaped wooden handle
- Sold 6 per inner pack/24 per outer pack

Stainless Steel!



QLT by MARSHALLTOWN

EDI	Part#	Radius	Size-in.	Size-mm
16040	6040	1/8" (3mm)	4 X 2	102 X 51
16041	6041	1/4" (6mm)	4 X 2	102 X 51
16042	6042	3/8" (10mm)	4 X 2	102 X 51
16043	6043	1/2" (13mm)	4 X 2	102 X 51
16044	6044	3/4" (19mm)	4 X 2	102 X 51

Round-It Tool

- Rubber blade is easily adjustable to desired angle
- Used for smooth round corners and outside angles
- Can also be used flat as a wipe down knife
- Sold 1 per inner pack/6 per outer pack



QLT by MARSHALLTOWN

EDI	Part#	Size-in.	Size-mm
14335	RI335	5 X 10	127 X 254

Corner Rollers

- For use with all corner joint compound and drywall mud applications
- Replaceable acrylic cover with "lamb's wool" texture
- Use cover CR3RP for part CR3 and CR5RP for part CR5
- 12" (305mm) threaded handle can be used with threaded extension poles (sold separately)
- Rollers are sold 1 per inner pack/6 per outer pack, replacement covers are sold 1 per inner pack/144 per outer pack



For poles see pages 181-182

QLT by MARSHALLTOWN

EDI	Part#	Description	Size-in.	Size-mm
19046	CR3	Roller	3	76
19047	CR3RP	Repl. Cover	3	76
19048	CR5	Roller	5	127
19049	CR5RP	Repl. Cover	5	127

Rubber Wipe Down Blade

- For taping and cleaning excess mud from joints wider than 90°
- Rubber blade is sturdy, yet flexible
- Can be used as a hand tool or with any 1" (25mm) diameter handle (sold separately)
- Sold 12 per inner pack/144 per outer pack



For poles see pages 181-182


MADE IN U.S.A.

MARSHALLTOWN The Premier Line

EDI	Part#	Size-in.	Size-mm
14336	30	6 3/4 X 9 7/8	171 X 251

Bullnose Cleaner

- Wet sands and cleans 1" (25mm) and 2" (50mm) corner bead
- Cleaning head has an abrasive surface that also holds water
- Threaded adapter accepts 1" (25mm) handle (sold separately)
- Sold 1 per inner pack/10 per outer pack



MADE IN U.S.A.

For poles see pages 181-182

QLT by MARSHALLTOWN

EDI	Part#	Size-in.	Size-mm
13482	BC82	9 1/4 X 2 3/16	235 X 56

Grabber Pans™

- Rounded bottom grip fits comfortably in hand
- Elevated pan for easy grabbing
- Rounded bottom makes it easy to apply mud to taping knife and leaves no place for mud to collect
- Stainless steel with durable plastic end caps - leak proof design
- Sold 5 per inner pack/20 per outer pack

Stainless Steel!



MARSHALLTOWN The Premier Line

EDI	Part#	Size-in.	Size-mm
13478	GP478	12	305
13479	GP479	14	356

Heli-Arc Mud Pans

- Made from heavy gauge stainless steel
- Corners are heli-arc welded to form smooth, seamless inside corners that leave no place for the mud to collect
- Sides are sheared to clean knives easily
- New item indicated in red
- Sold 12 per inner pack/12 per outer pack

Stainless Steel!



NEW SIZE!

MARSHALLTOWN The Premier Line

EDI	Part#	Size-in.	Size-mm
19034	6394	10	254
16395	6395	12	305
16396	6396	14	356
16397	6397	18	457

Metal Mud Pans

- Made from either stainless or galvanized steel
- Tapered ends and sides with mud-tight seams
- Sides are sheared to clean knives easily
- Sold 12 per inner pack/12 per outer pack



MADE IN
U.S.A

MARSHALLTOWN The Premier Line

EDI	Part#	Description	Size-in.	Size-mm
16390	812	Stainless Steel	12	305
16393	813	Galvanized	12	305
16392	6392	Galvanized	14	356

Plastic Mud Pan

- Made of long wearing plastic with hang-up tab
- Equipped with two metal wiping blades
- Resists chemicals and temperature changes
- Outside is slightly textured to provide a non-slip surface
- Sold 12 per inner pack/12 per outer pack




MADE IN
U.S.A

MARSHALLTOWN The Premier Line

EDI	Part#	Size-in.	Size-mm
16394	814	13	330

Metal Mud Pans

- Made from either stainless or galvanized steel
- Tapered ends and sides with mud-tight seams
- Sides are sheared to clean knives easily
- Sold 12 per inner pack/60 per outer pack




QLTSM MARSHALLTOWN

EDI	Part#	Description	Size-in.	Size-mm
14657	MP657	Stainless Steel	12	305
14656	MP656	Galvanized	12	305

Plastic Mud Pan

- Made of durable plastic
- Resists chemicals and temperature changes
- Tapered ends and sides
- Features a metal scraping bar
- Sold 12 per inner pack/12 per outer pack




MADE IN
U.S.A

QLTSM MARSHALLTOWN

EDI	Part#	Size-in.	Size-mm
16114	914	12	305

Handipan[®] Mud Pans

- Multi-purpose utility pan
- Made of durable plastic
- Built in wipe blade
- Sold 12 per inner pack/12 per outer pack



MADE IN
U.S.A

QLTSM MARSHALLTOWN

EDI	Part#	Size-in.	Size-mm
16294	MP294	12	305

Mud Pan Dimensions

EDI	Part#	Top Length	Bottom Length	Top Width	Bottom Width	Height (Depth)
19034	6394	11 ⁵ / ₈ " (295mm)	10 ¹ / ₈ " (257mm)	4 ¹ / ₄ " (108mm)	2 ³ / ₄ " (70mm)	3 ¹ / ₂ " (89mm)
16390	812	14" (356mm)	12 ¹ / ₂ " (318mm)	4 ⁵ / ₈ " (118mm)	3" (76mm)	3 ⁵ / ₈ " (92mm)
16393	813	14" (356mm)	12 ¹ / ₂ " (318mm)	4 ¹ / ₁₆ " (119mm)	3" (76mm)	3 ⁵ / ₈ " (92mm)
16394	814	14 ⁷ / ₁₆ " (378mm)	13 ³ / ₄ " (337mm)	4 ³ / ₄ " (121mm)	3" (76mm)	3 ¹ / ₄ " (83mm)
16114	914	13 ⁷ / ₈ " (352mm)	12 ¹ / ₂ " (313mm)	4 ³ / ₄ " (121mm)	3" (76mm)	3 ¹ / ₄ " (83mm)
16392	6392	16" (406mm)	14 ¹ / ₂ " (368mm)	4 ⁵ / ₈ " (118mm)	3" (76mm)	3 ³ / ₈ " (86mm)
16395	6395	14 ¹ / ₂ " (368mm)	12 ⁵ / ₈ " (321mm)	4" (102mm)	2 ¹ / ₂ " (64mm)	3 ³ / ₈ " (86mm)
16396	6396	16 ¹ / ₈ " (402mm)	14 ⁵ / ₈ " (365mm)	4 ¹ / ₈ " (105mm)	2 ⁵ / ₈ " (67mm)	3 ³ / ₈ " (86mm)
16397	6397	19 ³ / ₄ " (502mm)	18 ¹ / ₄ " (464mm)	4 ¹ / ₄ " (108mm)	2 ³ / ₄ " (70mm)	3 ¹ / ₂ " (89mm)
13478	GP478	15 ¹ / ₁₆ " (383mm)	13 ³ / ₈ " (333mm)	5 ¹ / ₈ " (130mm)	Rounded	3 ⁷ / ₈ " (98mm)
13479	GP479	17 ¹ / ₁₆ " (433mm)	15 ¹ / ₈ " (384mm)	5 ¹ / ₈ " (130mm)	Rounded	3 ⁷ / ₈ " (98mm)
16294	MP294	14 ¹ / ₄ " (362mm)	12 ¹ / ₈ " (308mm)	4 ³ / ₄ " (121mm)	3 ¹ / ₈ " (79mm)	3 ¹ / ₂ " (89mm)
14656	MP656	14 ⁷ / ₁₆ " (378mm)	12 ⁷ / ₈ " (327mm)	4 ¹ / ₂ " (114mm)	3 ¹ / ₈ " (79mm)	2 ¹ / ₁₆ " (71mm)
14657	MP657	14 ⁷ / ₁₆ " (378mm)	12 ⁷ / ₈ " (327mm)	4 ¹ / ₂ " (114mm)	3 ¹ / ₈ " (79mm)	2 ¹ / ₁₆ " (71mm)

Adjustable Hawks

- Made of lightweight durable aluminum
- Unique adjustable handle allows for more forearm support
- Edges have been smoothed and corners rounded
- Handle and sponge callus preventer included
- Sold 1 per inner pack/12 per outer pack




MADE IN
U.S.A

MARSHALLTOWN The Premier Line

EDI	Part#	Description	Size-in.	Size-mm
15212	AH212D	Aluminum	15¼ X 19½	400 X 500

Aluminum Hawks

- Made of heavy gauge hard-rolled aluminum
- Edges have been smoothed and the corners rounded
- Has a threaded 3⁵/₈" (92mm) flange
- Handle and sponge rubber callus preventer included
- "W" indicates wood handle; "D" indicates DuraSoft® handle
- Sold 1 per inner pack/12 per outer pack, sold 1 per inner pack/18 per outer pack where noted with *



MADE IN
U.S.A

MARSHALLTOWN The Premier Line

EDI	Part#	Size-in.	Size-mm	Handle
13833	8W*	8 X 8	203 X 203	
13835	8D*	8 X 8	203 X 203	
13850	7W*	9 X 9	229 X 229	
13851	7D*	9 X 9	229 X 229	
15203	3W*	10 X 10	254 X 254	
15217	3D*	10 X 10	254 X 254	
15205	5W	12 X 12	305 X 305	
15218	5D	12 X 12	305 X 305	
15200	1W	13 X 13	330 X 330	
15215	1D	13 X 13	330 X 330	
15202	2W	13½ X 13½	343 X 343	
15216	2D	13½ X 13½	343 X 343	
13853	6W	14 X 14	356 X 356	
14400	6D	14 X 14	356 X 356	

Magnesium Hawks

- Made of lightweight durable magnesium
- Score marks are machined to a uniform depth and specially shaped to help the blade remain flat
- Has a threaded 3⁵/₈" (92mm) flange
- Sponge rubber callus preventer and handle included
- Used for holding plaster during application
- "W" indicates wood handle; "D" indicates DuraSoft® handle
- Sold 1 per inner pack/12 per outer pack, sold 1 per inner pack/18 per outer pack where noted with *



MADE IN
U.S.A

MARSHALLTOWN The Premier Line

EDI	Part#	Size-in.	Size-mm	Handle
13808	5205W*	8 X 8	203 X 203	
13809	5205D*	8 X 8	203 X 203	
15207	5207W*	10 X 10	254 X 254	
15220	5207D*	10 X 10	254 X 254	
13814	5209W	12 X 12	305 X 305	
13815	5209D	12 X 12	305 X 305	
15209	5206W	13 X 13	330 X 330	
15219	5206D	13 X 13	330 X 330	
13816	5210W	13½ X 13½	343 X 343	
13821	5210D	13½ X 13½	343 X 343	
15208	5208W	14 X 14	356 X 356	
15221	5208D	14 X 14	356 X 356	
13825	5211W	16 X 16	406 X 406	
13826	5211D	16 X 16	406 X 406	

HAWKMATE™

- Holds joint knives, taping knives or trowels
- Easily attaches to most hawks
- Lightweight and durable aluminum construction
- Protects tools when not in use
- Sold 1 per inner pack/12 per outer pack




MADE IN
U.S.A

MARSHALLTOWN The Premier Line

EDI	Part#	Size-in.	Size-mm
14949	HM4949	9¼ X 9½	235 X 241

Composite Hawk

- Made of unique composite material
- Won't warp or react with caustic materials
- DuraSoft® handle and sponge rubber callus preventer
- Especially designed for the EIFS trade
- Sold 1 per inner pack/12 per outer pack




MADE IN
U.S.A

MARSHALLTOWN The Premier Line

EDI	Part#	Size-in.	Size-mm
15222	2166D	12 X 12	305 X 305

Aluminum Hawk

- Made of heavy gauge hard-rolled aluminum
- Lightweight but durable
- Edges have been smoothed and the corners rounded for convenience
- Has a threaded 3⁵/₈" (92mm) flange
- Wood handle and sponge callus preventer included
- Sold 6 per inner pack/24 per outer pack



QLT by **MARSHALLTOWN**

EDI	Part#	Size-in.	Size-mm
14659	AH659	13 X 13	330 X 330

Hawk Handles

- Available in either wood or DuraSoft®
- Comes with a bolt for secure fastening
- Does not fit AH659
- Sold 1 per inner pack/12 per outer pack



MADE IN
U.S.A

MARSHALLTOWN The Premier Line

EDI	Part#	Size-in.	Size-mm	Handle
19127	412W	N/A	N/A	
19128	412D	N/A	N/A	

Callus Preventer

- Made of sponge rubber
- Can be used with any of our hawks
- Sold 1 per inner pack/12 per outer pack



MADE IN
U.S.A

MARSHALLTOWN The Premier Line

EDI	Part#	Size-in.	Size-mm
19102	0	N/A	N/A

Left & Right Handed Bucket Trowels


- Forged from a single piece of high carbon steel
- For more details **see page 9**



MADE IN
U.S.A

Quick-Mix Mixers

- Blade is securely welded to 3/8" (10mm) hex shaft
- Ideal for stirring and blending paint, drywall mud and acoustic quickly and lump free
- Works with all 7/16" or larger and a limited number of 3/8" slow speed drills
- Blade measures 8 1/2 X 4 1/2" (216 X 115mm)
- Sold 6 per inner pack/6 per outer pack




MADE IN
U.S.A

MARSHALLTOWN The Premier Line

EDI	Part#	Size-in.	Size-mm
16389	819	28	711
16371	819L	36	914

Die-Cast Mud Mixers

- Ideal for stirring and blending paint, drywall mud and acoustic quickly and lump free
- Fits any 7/16" (11mm) or larger slow speed drill (500 rpm)
- Blade measures 8 1/2 X 4 1/2" (216 X 115mm)
- Sold 2 per inner pack/12 per outer pack




MARSHALLTOWN The Premier Line

EDI	Part#	Size-in.	Size-mm
14918	DCM30	30	762
14919	DCM36	36	914

Jiffler® Mixer

- Unique action disperses lumps fast as the lower wheel cuts upward and the upper wheel downward to create counter flow
- Plated carbon adjustable steel wheels
- Has a plated steel 3/8 X 16" (10 X 406mm) shaft that has been milled for a 1/4" (6mm) or larger chuck on portable or stationary power drill of at least 1000 rpm
- Sold 1 per inner pack/18 per outer pack




MADE IN
U.S.A

MARSHALLTOWN The Premier Line

EDI	Part#	Size-in.	Size-mm
16336	893	3/4	89

Fan Blade Mixers

- Plated shaft and adjustable blades resist corrosion
- Has a unique design that breaks up lumps faster as lower blade forces material upward while upper blade pushes downward to create counter flow
- The 2½" (64mm) mixer fits a ¾" (10mm) or larger variable speed drill
- The 5" (127mm) mixer fits ½" (13mm) chuck
- FM774 sold 6 per inner pack/48 per outer pack, FM661 sold 4 per inner pack/12 per outer pack



QLT BY MARSHALLTOWN

EDI	Part#	Size-in.	Size-mm
14574	FM774	2½ X 11	64 X 279
14661	FM661	5 X 24	127 X 610

3 Blade Fan Mixer

- Three adjustable wheels to better mix compounds
- ¾" (10mm) diameter non-slip hex chuck shaft
- Plated shaft and blades resist corrosion
- 5" (127mm) fan wheels
- Sold 4 per inner pack/12 per outer pack



QLT BY MARSHALLTOWN

EDI	Part#	Size-in.	Size-mm
14629	FM629	5 X 24	127 X 610

Eggbeater Mixer

- Welded all-steel construction; fully plated
- 7/16" (11mm) steel hex shaft
- Sold 6 per inner pack/24 per outer pack




QLT BY MARSHALLTOWN

EDI	Part#	Size-in.	Size-mm
15445	897	30	762

Ribbon Mixers

- Made from high quality plated steel
- Ribbon design ensures even mix of all kinds of materials
- Ideal for mixing paint, drywall mud and EIFS adhesives and coatings
- Works best at 500-900 rpm
- The 2" (51mm) mixer fits a ¾" (10mm) or larger variable speed drill
- The 4" (102mm) and 5" (127mm) mixers fit a ½" (13mm) variable speed drill
- Inner/outer pack quantities are shown in table




QLT BY MARSHALLTOWN

EDI	Part#	Size-in.	Size-mm	Inner/Outer
14571	RM771	2 X 16	51 X 406	12/48
14572	RM772	4 X 24	102 X 610	6/24
14573	RM773	5 X 30	127 X 762	4/24

Cyclone Paint Mixer

- Adjusts to mix liquids in gallon or quart cans
- Ideal for paints, adhesives, stains, and most viscous fluids
- Steel shaft fits ¾" (10 mm) or larger drill
- Bottom half of wheel should be removed to mix one quart containers
- Sold 6 per inner pack/72 per outer pack



Remove bottom half to mix one quart containers

QLT BY MARSHALLTOWN

EDI	Part#	Size-in.	Size-mm
10798	PM798	N/A	N/A

Square End Mud Mashers

- Heavy gauge steel 5 X 5½" (127 X 140mm) mixing head
- Plated to resist rust
- Metal ferrule is securely attached to the head
- Sturdy hardwood handle
- Sold 6 per inner pack/6 per outer pack



MADE IN
U.S.A

MARSHALLTOWN The Premier Line

EDI	Part#	Size-in.	Size-mm
14834	891	25	635
16372	891L	37	940

Semi-Round Mud Masher

- Heavy gauge plated steel mixing head
- Metal ferrule is securely attached
- 30" (762mm) hardwood handle
- Semi-round head measures 6 X 6 1/2" (152 X 165mm)
- Sold 6 per inner pack/6 per outer pack



MADE IN
U.S.A.

MARSHALLTOWN The Premier Line

EDI	Part#	Size-in.	Size-mm
14836	892	37	940

Mud Masher

- Plated heavy gauge steel mixing head
- 14" (356mm) hardwood handle
- Square head
- Sold 6 per inner pack/6 per outer pack




QLT BY MARSHALLTOWN

EDI	Part#	Size-in.	Size-mm
14662	MM662	24 1/2	623

Bucket Scoops

- Designed for effective mixing and scooping of thick materials
- Clip on handle allows scoop to hang from bucket
- Lightweight welded steel construction
- Curved shape for scraping inside walls of bucket
- Sold 6 per inner pack/6 per outer pack



QLT BY MARSHALLTOWN

EDI	Part#	Description	Size-in.	Size-mm
13719	13719	w/o holes	25 1/4	641
13720	13720	w/holes	25 1/4	641

Bucket Dippers

- Galvanized steel construction
- Scoop mud directly on trowel or hawk
- Soft grip handle for increased grip and less fatigue
- Bucket hanging clip for less mess and easy storage
- Sold 1 per inner pack/6 per outer pack



QLT BY MARSHALLTOWN

EDI	Part#	Size-in.	Size-mm	Size-oz.	Size-L
16862	BD862	13 1/16 X 7 1/8	332 X 181	33.8	1
16863	BD863	12 X 7 1/4	305 X 184	20.3	0.6

Automatic Taper

- Simultaneously applies joint tape and joint compound to drywall joints
- Designed to be the lightest, fastest, and smoothest running taper available
- Made of durable stainless steel and hard anodized aluminum parts
- Knurled sleeve for better grip
- Adjustable brake allows control of tension on main hub
- Grenade pin quick release taper cap
- Larger wheels on cutting system make cutting smoother
- Split clutch design reduces drag in corners
- Easy switch quick release tape spool keeper
- Sold 1 per inner pack/ 1 per outer pack



MARSHALLTOWN BY Columbia®

EDI	Part#	Description	Size-in.	Size-mm
12263	MTAPER	Automatic Taper	N/A	N/A

Automatic Taper Repair Kits

Taper Wear Parts Kit (MCTRR1)

- 2 - Diamond Blades (MCT42A)
- 1 - Return Spring (MCT54)
- 2 - Needles (MCT63)
- 1 - Cable (MCT72)
- 1 - Clutch Return Spring (MCT81)

Taper Head Repair Kit (MCTR2)

- 2 - Insert Bushings (MCT2)
- 1 - Left Wafer Bushing (MCT4)
- 1 - Right Wafer Bushing (MCT5)
- 1 - Ratchet Rod (MCT15)
- 1 - Brake Dog (MCT16)
- 2 - Ratchet Gear (MCT67)
- 2 - Nylatron Washer (MCT76)

EDI	Part#	Description	Size-in.	Size-mm
12304	MCTRR1	Taper Wear Parts Kit	N/A	N/A
12305	MCTR2	Taper Head Repair Kit	N/A	N/A

Mastic Tube Syringe

- Quality built with high tolerance, hard anodized tube
- Works like a syringe by drawing up the mud as the handle is pulled back
- Designed to accommodate applicators as well as mechanical angle heads for second and third coats
- Push the handle to apply the mud through the use of mud heads, angle heads, corner finishers and flushers
- Sold 1 per inner pack/1 per outer pack



For use with these tools (not included)



MARSHALLTOWN BY Columbia®

EDI	Part#	Description	Size-in.	Size-mm
18567	MCMT24	Small Syringe	24	610
18568	MCMT36	Medium Syringe	36	914
18569	MCMT42	Large Syringe	42	1067

Corner Roller

- Used after Automatic Taper on 90° internal angle joints on walls and ceilings
- Embeds paper tape into angles forcing out excess compound
- Split stainless steel/ Delrin wheel design lessens drag on tape
- Pivot head adjusts to angle
- Handles and corner roller are sold separately
- Aluminum handle is 10X stronger than fiberglass, won't break under pressure
- Extendible handles feature a smooth pin lock system and strong hexagonal design
- New drop down extension is easier to extend on the go
- Sold 1 per inner pack/1 per outer pack



MARSHALLTOWN BY Columbia®

EDI	Part#	Description	Size-in.	Size-mm
12264	MCR	Corner Roller	N/A	N/A
12265	MCRH	Corner Roller Handle	48	1219
12266	MCREXT	Corner Roller Handle (3-5ft)	36 - 72	914.4 - 1828.8
12267	MCREXTL	Corner Roller Handle (4-8ft)	48 - 96	1219.2 - 2438.4

Corner Roller Repair Kit

- 1 - Roller (MCR2BLK)
- 1 - Roller (MCR2MTL)
- 1 - Bearing Sleeve (MCR3)
- 1 - Cut Washer (MCR4)
- 1 - Hex Bolt 1/4-20 x 1 1/2 (MFA299)

EDI	Part#	Description	Size-in.	Size-mm
12306	MCRA2	Corner Roller Repair Kit	N/A	N/A

90° Applicators

- Designed to use with any Marshalltown by Columbia Compound Mud Tubes
- MCINT90 is used to apply joint compound to inside 90° corners prior to applying joint tape
- MCEXT90 evenly applies compound to outside corner bead quickly
- Sold 1 per inner pack/1 per outer pack



MARSHALLTOWN BY Columbia®

EDI	Part#	Description	Angle
18570	MCINT90	Internal Applicator	90°
18571	MCEXT90	External Applicator	90°

Outside Corner Roller

- Squares up tape-on corner bead
- Applies even pressure as you roll bead in place
- Handle sold separately
- Sold 1 per inner pack/1 per outer pack




MARSHALLTOWN BY Columbia®

EDI	Part#	Description	Size-in.	Size-mm
18572	MCOBCR	Corner Roller	N/A	N/A
18573	MCBNCR	Bullnose Corner Roller	N/A	N/A



Angle Head Corner Finisher

- Used in 90° internal angle joints, after corner roller, to evenly feather compound
- Stainless steel wings and billet aluminum body for longer wear and performance
- "Fail Safe" locking mechanism locks angle head on the ball
- Wings are engraved for identification
- Handles and angle heads are sold separately
- Aluminum design is 10X stronger than fiberglass, won't break under pressure
- Extendible handles feature a smooth pin lock system and strong hexagonal design
- New handle drop down extension is easier to extend on the go
- Sold 1 per inner pack/1 per outer pack



MCFH

MARSHALLTOWN^{BY} Columbia®

EDI	Part#	Description	Size-in.	Size-mm
12268	M2CF	2" Angle Head Corner Finisher	2	50.8
12269	M25CF	2.5" Angle Head Corner Finisher	2.5	63.5
12270	M3CF	3" Angle Head Corner Finisher	3	76.2
18574	M3CFW	3" Angle Head w/ Wheels	3	76.2
12271	M35CF	3.5" Angle Head Corner Finisher	3.5	88.9
12272	MCFH	Angle Head Handle	52	1320.8
12273	MAHEXT	Angle Head Extendible Handle	36 - 60	914.4 - 1524
12274	MAHEXTL	Angle Head Extendible Handle	48 - 96	1219.2 - 2438.4

Angle Head Corner Finisher Repair Kits

2" Repair Kit (MAHR12)

- 2 - 2" Top Blades (MAH32)
- 2 - Side Blades (MAH4)
- 16 - Set Screws $\frac{9}{32} \times \frac{1}{8}$ " (MFA235)
- 1 - Allen Key (MAH19)

3" Repair Kit (MAHR13)

- 2 - 3" Top Blades (MAH33)
- 2 - Side Blades (MAH4)
- 16 - Set Screws $\frac{9}{32} \times \frac{1}{8}$ " (MFA235)
- 1 - Allen Key (MAH19)

Spring Repair Kits (2" MAHR22, 2.5" MAHR225, 3" MAHR23 and 3.5" MAHR235)

- 1 - Funnel Retainer Spring (MAH6)
- 2 - Frame Tension Springs (MAH7)
- 1 - Top Retainer Clip (MAH8)
- 1 - Bottom Retainer Clip (MAH9)

2.5" Repair Kit (MAHR125)

- 2 - 2.5" Top Blades (MAH325)
- 2 - Side Blades (MAH4)
- 16 - Set Screws $\frac{9}{32} \times \frac{1}{8}$ " (MFA235)
- 1 - Allen Key (MAH19)

3.5" Repair Kit (MAHR135)

- 2 - 3.5" Top Blades (MAH335)
- 2 - Side Blades (MAH4)
- 16 - Set Screws $\frac{9}{32} \times \frac{1}{8}$ " (MFA235)
- 1 - Allen Key (MAH19)

EDI	Part#	Description	Size-in.	Size-mm
12307	MAHR12	2" Angle Head Blade Repair Kit	2	51
12308	MAHR125	2.5" Angle Head Blade Repair Kit	2.5	64
12309	MAHR13	3" Angle Head Blade Repair Kit	3	76
12310	MAHR135	3.5" Angle Head Blade Repair Kit	3.5	89
12311	MAHR22	2" Angle Head Spring Repair Kit	2	51
12312	MAHR225	2.5" Angle Head Spring Repair Kit	2.5	64
12313	MAHR23	3" Angle Head Spring Repair Kit	3	76
12314	MAHR235	3.5" Angle Head Spring Repair Kit	3.5	89

Flat Boxes

- "Crowns the Joint" distributes joint compound evenly in correct amounts over horizontal joints
- Adjustable stainless steel blade provides the right amount of compound to finish flat joints evenly
- No swell gaskets
- Rubber gasketed bar system stays flexible, and rubber roller wheels provide soft ride
- Hinged door for easy cleaning and use without springs
- Fat Boy Boxes are able to hold 40% more compound than standard boxes
- Grip box handles are sold separately
- Sold 1 per inner pack/1 per outer pack



MARSHALLTOWN^{BY} Columbia®

EDI	Part#	Description	Size-in.	Size-mm
12285	M7FFB	7" Flat Finisher Box	7	178
12286	M8FFB	8" Flat Finisher Box	8	203
12287	M10FFB	10" Flat Finisher Box	10	254
12288	M12FFB	12" Flat Finisher Box	12	305
12289	M8FBB	8" Fat Boy Box	8	203
12290	M10FBB	10" Fat Boy Box	10	254
12291	M12FBB	12" Fat Boy Box	12	305

Flat Box Repair Kits

7" Flat Box Blade Repair Kit (MFFBR17)

- 3 - 7" Box Blades (MFFB97)
- 3 - Right Box Shoes (MFFB7)
- 3 - Left Box Shoes (MFFB7A)

10" Flat & Fat Boy Box Blade Repair Kit (MFFBR110)

- 3 - 10" Box Blades (MFFB910)
- 3 - Right Box Shoes (MFFB7)
- 3 - Left Box Shoes (MFFB7A)

Flat & Fat Boy Box Blade Bar Repair Kit (7" MFFBR27, 8" MFFBR28, 10" MFFBR210 & 12" MFFBR212)

- 1 - Right Box Shoe (MFFB7)
- 1 - Left Box Shoe (MFFB7A)
- 2 - Bar Retainer Clips (MFFB8)
- 1 - Box Bar Assembly (MFFBA10)

8" Flat & Fat Boy Box Blade Repair Kit (MFFBR18)

- 3 - 8" Box Blades (MFFB98)
- 3 - Right Box Shoes (MFFB7)
- 3 - Left Box Shoes (MFFB7A)

12" Flat & Fat Boy Box Blade Repair Kit (MFFBR112)

- 3 - 12" Box Blades (MFFB912)
- 3 - Right Box Shoes (MFFB7)
- 3 - Left Box Shoes (MFFB7A)

Axle Roller Replacement Kit (Any size Flat or Fat Boy Box) MFFBA6

- 1 - New Style Box Wheel (MFFB36)
- 1 - New Style O-ring (MFFB37)
- 1 - Axle Wheel Bushing (MFFB38)
- 1 - Axle Wheel Screw (MFFB39)
- 1 - #10 Flat Washer (MFA268)

EDI	Part#	Description	Size-in.	Size-mm
12317	MFFBR17	Flat Blade Repair Kit	7	178
12318	MFFBR18	Flat & Fat Boy Blade Repair Kit	8	203
12319	MFFBR110	Flat & Fat Boy Blade Repair Kit	10	254
12320	MFFBR112	Flat & Fat Boy Blade Repair Kit	12	305
12321	MFFBR27	Flat 7" Blade Bar Repair Kit	7	178
12322	MFFBR28	Flat & Fat Boy Blade Bar Repair Kit	8	203
12323	MFFBR210	Flat & Fat Boy Blade Bar Repair Kit	10	254
12324	MFFBR212	Flat & Fat Boy Blade Bar Repair Kit	12	305
12316	MFFBA6	Axle Roller Repl. Kit (any size box)	N/A	N/A

Grip Box Handles

- Used in conjunction with any flat box in coating flats and butt joints.
- Allows use of flat boxes at multiple lengths
- 180° Grip handle allows for continued braking over the entire range of motion
- Adjustable stabilizer ball helps you achieve perfect balance and desired pressure point
- Hydra-Reach features hydraulic power grip to achieve more pressure with less force
- Wide grip provides stronger design that is 25% more lightweight than previous design
- Hydra Reach only weighs 2.5lbs
- Sold 1 per inner pack/1 per outer pack




MARSHALLTOWN ^{BY} *Columbia*

EDI	Part#	Description	Size-in.	Size-mm
12292	M3BH	3' - 180 Grip Box Handle	36	914
12293	M42BH	3.5' - 180 Grip Box Handle	42	1067
12294	M4BH	4' - 180 Grip Box Handle	48	1219
12295	M5BH	5' - 180 Grip Box Handle	60	1524
12296	M6BH	6' - 180 Grip Box Handle	72	1829
12297	MEBH	Hydra-Reach Extendible Box Hndl	42 - 63	1067 - 1600

180° Bent Grip Box Handle

- Used in conjunction with any flat box to assist in coating flats and butt joints
- Ergonomic design leverages the force on to the wall
- 180° Grip box handle allows for continued braking over entire range of motion
- Adjustable stabilizer balls helps you achieve perfect balance and desired pressure point
- Versatile design provides best possible braking at any angle
- Extra strong billet aluminum construction for years of rugged usage
- Flat boxes and handles sold separately
- Sold 1 per inner pack/1 per outer pack

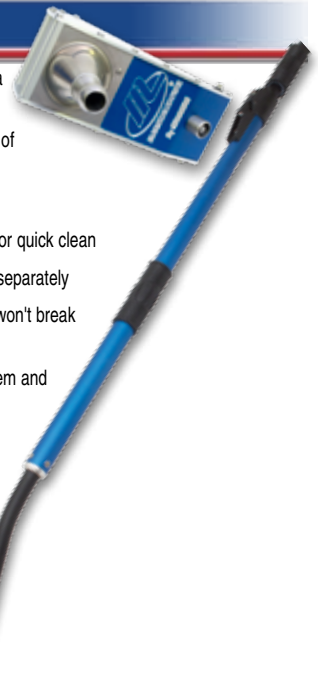


MARSHALLTOWN ^{BY} *Columbia*

EDI	Part#	Description	Size-in.	Size-mm
18576	M3BBH	3' - 180 Bent Grip Box Handle	36	914
18577	M42BBH	3.5' - 180 Bent Grip Box Handle	42	1067
18578	M4BBH	4' - 180 Bent Grip Box Handle	48	1219
18579	M5BBH	5' - 180 Bent Grip Box Handle	60	1524
18580	M6BBH	6' - 180 Bent Grip Box Handle	72	1829

Corner Flusher Box

- Used along with an attached angle head to apply a second coat to corners for all 90° internal angles
- Stainless steel cone dispenses the proper amount of drywall compound smoothly and evenly
- No swell gaskets
- Hinged door with thumb release door stop allows for quick clean
- Handles and angle head corner finishers are sold separately
- Aluminum design is 10X stronger than fiberglass, won't break under pressure
- Extendible handle features a smooth pin lock system and strong hexagonal design
- New handle drop down extension is easier to extend on the go
- Sold 1 per inner pack/1 per outer pack



MARSHALLTOWN ^{BY} *Columbia*

EDI	Part#	Description	Size-in.	Size-mm
12275	M7CFB	7" Corner Flusher Box	7	178
12276	M8CFB	8" Corner Flusher Box	8	203
12277	MCFBH	Cnrn Flusher Box Handle	48	1219
12278	MCFBEXT	Cnrn Flusher Box Extendible Hndl	36 - 60	914.4 - 1524

Nail Spotters

- Smoothly and efficiently covers nail and screw head depressions
- Commercial grade aluminum construction
- Rugged skid plate rides easily on the wall
- Hinged door for easy access and cleaning
- Adjustable thumb tension screw allows for quick and easy adjustment of pivot tension
- Thumb release clip on door for quick access
- Handles and nail spotters are sold separately
- **MCRH** is a lightweight fiberglass handle
- Extendible handles feature a smooth pin lock system and strong hexagonal design
- Sold 1 per inner pack/1 per outer pack



MARSHALLTOWN BY Columbia®

EDI	Part#	Description	Size-in.	Size-mm
12298	M2NS	2" Nail Spotter	2	51
12299	M3NS	3" Nail Spotter	3	76
12265	MCRH	Nail Spotter Handle	48	1219
12266	MCREXT	Nail Spotter Handle (3-6ft)	36-72	914.4 - 1828.8
12267	MCREXTL	Nail Spotter Handle (4-8ft)	48-96	1219.2 - 2438.4

Nail Spotter Wheel Kits

- Allows for changing from skid plate to wheel assembly
- 2" and 3" Nail Spotter
- 1 - Axle 2"(MHNS52) or 3"(MHNS53)
- 2 - Wheels (MHNS6)
- 2 - Wheel O-Ring (MHNS6A)
- 2 - 6-32 3/8" Hex Bolt (MFA231)
- 2 - 3/8" Nyloc Nut (MFA254)
- Nail spotter boxes not included



MARSHALLTOWN BY Columbia®

EDI	Part#	Description	Size-in.	Size-mm
18448	MHNSA2	Nail Spotter Wheel Kit 2"	2	51
18449	MHNSA3	Nail Spotter Wheel Kit 3"	3	76

Mud Pump

- Strong billet aluminum construction
- Used with **(MBF)** box filler and **(MGN)** gooseneck to keep your tools full of mud
- Quick Clean Mud Pump features a releasable tube for easy cleaning
- Box filler and gooseneck are sold separately
- Sold 1 per inner pack/1 per outer pack



MARSHALLTOWN BY Columbia®

EDI	Part#	Description	Size-in.	Size-mm
12281	MHMP	Quick Clean Mud Pump	N/A	N/A
12283	MBF	Box Filler	N/A	N/A
12284	MGN	Gooseneck	N/A	N/A

Mud Pump Repair Kits (used for both MHMP and MMP)

- 2 - Pump Flapper Valve (MMP3)
- 1 - Piston Cup (MMP14)
- 1 - Mud Pump Seal (MMP23)
- 1 - O-ring (MMP23A)
- 1 - Mud Pump Screen (MMP24)
- 1 - Filler Gasket (MMP33)

EDI	Part#	Description	Size-in.	Size-mm
12315	MMPR1	Mud Pump Repair Kit	N/A	N/A

Tool Display Stand

- Easy to assemble
- Made of fiber board with a smooth painted surface
- Holds a complete set of automatic taping tools
- Tools sold separately
- Sold 1 per inner pack/ 1 per outer pack



MARSHALLTOWN BY Columbia®

EDI	Part#	Description	Size-in.	Size-mm
12335	COLDISP	Display Stand	N/A	N/A

Visit us at:
www.MARSHALLTOWN.com/tapingtools
 for complete tool schematics.

Marshalltown by Columbia Repair Parts

- Wear parts on automatic taper including diamond blade and cable
- Flat and fat boy box parts including shoes and blades
- Angle head parts including blades and top and bottom corner clips
- Blades and door gaskets for nail spotters
- Filler gasket for mud pumps
- Sold 1 per inner pack/ 1 per outer back

MARSHALLTOWN by Columbia Automatic Taper Parts

EDI	Part#	Description	Size-in.	Size-mm
18400	MCT2	Nylatron Insert Bushing	N/A	N/A
18401	MCT4	L-Nylatron Wafer Bushing	N/A	N/A
18402	MCT5	R-Nylatron Wafer Bushing	N/A	N/A
18403	MCT15	Ratchet Rod for Adj. Brake	N/A	N/A
18404	MCT16	Brake Dog	N/A	N/A
18405	MCT28	Roller Bushing	N/A	N/A
18406	MCT29	R-Nylatron Chain Roller	N/A	N/A
18407	MCT29A	L-Nylatron Chain Roller	N/A	N/A
18408	MCT42A	Diamond Blade	N/A	N/A
18409	MCT54	Return Spring	N/A	N/A
18410	MCT63	Needle	N/A	N/A
18411	MCT67	Ratchet Gear	N/A	N/A
18412	MCT72	Cable	N/A	N/A
18413	MCTA41	Cutter Block Assembly	N/A	N/A
18414	MCTA107	Piston Assembly	N/A	N/A

Flat & Fat Boy Box Parts

EDI	Part#	Description	Size-in.	Size-mm
18415	MFFB7	Shoe (right)	N/A	N/A
18416	MFFB7A	Shoe (left)	N/A	N/A
18417	MFFB97	7" Blade	7	178
18418	MFFB98	8" Blade	8	203
18419	MFFB910	10" Blade	10	254
18420	MFFB912	12" Blade	12	305

Angle Head Parts

EDI	Part#	Description	Size-in.	Size-mm
18421	MAH32	2" Top Blade (carbide)	2	51
18422	MAH325	2.5" Top Blade (carbide)	2.5	64
18423	MAH33	3" Top Blade (carbide)	3	76
18424	MAH335	3.5" Top Blade (carbide)	3.5	89
18425	MAH4	Side Blade	N/A	N/A
18426	MAH8	Top Retainer Corner Clip	N/A	N/A
18427	MAH8A	Top Retainer Corner Clip	3.5	89
18428	MAH9	Bottom Retainer Corner Clip	N/A	N/A
18429	MAH9A	Bottom Retainer Corner Clip	3.5	89

Nail Spotter Parts

EDI	Part#	Description	Size-in.	Size-mm
18430	MNS72	2" Blade	2	51
18431	MNS73	3" Blade	3	76
18432	MNS152	2" Door Gasket	2	51
18433	MNS153	3" Door Gasket	3	76

Mud Pump Parts

EDI	Part#	Description	Size-in.	Size-mm
18434	MMP33	Filler Gasket	N/A	N/A

TapeShooter® Drywall Tapers

- Precision mud flow control is easy to adjust
- Made from lightweight aluminum
- One-handed mud loading
- Latched door on tape spool holder
- Adjustable web side handle with thumb rest (see photo)
- Serrated cut-off blade
- Comfortable DuraSoft® handle
- Available as right-handed or left-handed
- Sold 1 per inner pack/1 per outer pack



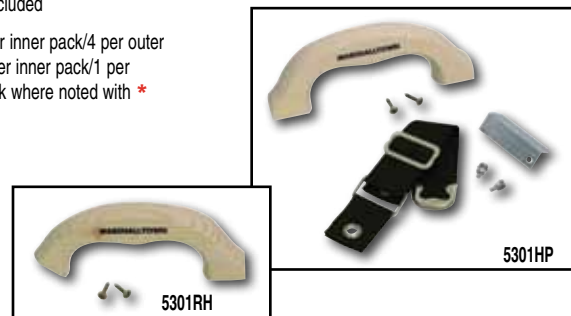
MADE IN
U.S.A.

MARSHALLTOWN The Premier Line

EDI	Part#	Description	Size-in.	Size-mm
16375	798D	Right-Handed	N/A	N/A
16376	799D	Left-Handed	N/A	N/A
16457	RB798	Repl. Blade, Right	N/A	N/A
16458	RB799	Repl. Blade, Left	N/A	N/A

SeamSlammer™ Drywall Taper

- Apply drywall tape easily and quickly
- Holds 500 ft. (152M) roll of tape
- Bulkhead separates tape from mud, keeping the roll dry
- Adjustable thumbscrew applies just the right amount of mud on the tape
- Adjustable strap and wood handle included
- Sold 1 per inner pack/4 per outer pack, 1 per inner pack/1 per outer pack where noted with *



MARSHALLTOWN The Premier Line

EDI	Part#	Description	Size-in.	Size-mm
10997	5301	SeamSlammer™	23 X 9 1/2	584 X 241
10998	5301HP	Taper Handle Pack*	N/A	N/A
10999	5301RH	Repl. Handle*	7 X 2 3/4	178 X 70
11000	5301SK	Taper Seal Kit*	N/A	N/A
11001	5301BP	Repl. Blade*	5 X 2 1/4	127 X 57

Drywall Taper

- Made from lightweight aluminum
- Precision mud flow control is easy to adjust
- Has soft grip and adjustable web side handle
- Latched door on tape spool holder
- One-handed mud loading
- Serrated cut-off blade
- Sold 1 per inner pack/1 per outer pack
- Replacement blades sold 12 per inner pack/144 per outer pack




QLT BY MARSHALLTOWN

EDI	Part#	Description	Size-in.	Size-mm
16024	6024	Drywall Taper	N/A	N/A
16025	RB6025	Replacement Blade	N/A	N/A

Mud Pan and Tape Holder

- Holder hooks to user's belt to hold mud pan where it can be easily accessed
- When assembled, unit will hold a 12" (305mm) mud pan and up to a 500 ft. (152M) roll of drywall tape
- Some assembly required
- Sold 1 per inner pack/6 per outer pack



QLT BY MARSHALLTOWN

EDI	Part#	Size-in.	Size-mm
16228	MP228	12	305

The Paper Taper™

- Dispenses flat and folded tape
- Holds up to 500 ft. (152M) rolls of paper tape
- Includes belt clip and metal cutting blade
- Tension arm prevents tape backlash
- Sold 1 per inner pack/6 per outer pack




*Tape not included

MARSHALLTOWN The Premier Line

EDI	Part#	Size-in.	Size-mm
13476	PT76	8 X 6½	203 X 153

Drywall Tape Reel

- Made of steel and plated to prevent rust
- Holds all standard tape rolls up to 500 ft. (152M)
- Hangs on belt for easy dispensing
- Quick opening design makes changing tape easy
- Sold 6 per inner pack/6 per outer pack



MARSHALLTOWN The Premier Line

EDI	Part#	Size-in.	Size-mm
16331	31	10¼ X 3	260 X 76

Mesh Taper

- Quickly applies mesh tape to flat seams
- Roller extends for easy application into corners
- Trigger operated blade cuts mesh
- For use with self-adhesive mesh tape
- Accepts mesh tape rolls with 2" (51mm) and 3" (76mm) cores
- Sold 1 per inner pack/6 per outer pack



MARSHALLTOWN The Premier Line

EDI	Part#	Size-in.	Size-mm
13472	MT72	12½ X 10	318 X 254

Drywall Mesh Tape

- Self-adhesive and requires no special preparation
- User can apply directly to joint without using compound
- Finish coats are then applied over the tape
- Joint is finished quickly and without all the mess
- Inner/outer pack quantities are shown in table




MARSHALLTOWN The Premier Line

EDI	Part#	Standard	Metric	Inner/Outer
16404	MT04	36' X 2"	11M X 51mm	1/36
16405	MT05	75' X 2"	23M X 51mm	1/24
16406	MT06	150' X 2"	46M X 51mm	1/24
16407	MT07	300' X 2"	91M X 51mm	1/24

Cornerbead Tape

- Combines both the flexibility of tape with the strength of steel reinforcement
- Embed with metal side facing the wall and finish off in the regular manner
- Sold 1 per inner pack/10 per outer pack



MADE IN
U.S.A

MARSHALLTOWN The Premier Line

EDI	Part#	Standard	Metric
16403	CT03	100' X 2"	30M X 51mm

Panel Lifter

- Non-slip checkered surface provides foot traction
- Self-righting feature makes it ready for use without fumbling
- Tapered front end slides easily under the board; then it lifts and holds it in place while nailing
- Sold 2 per inner pack/2 per outer pack



MARSHALLTOWN The Premier Line

EDI	Part#	Size-in.	Size-mm
15330	790	12 X 5 1/4	305 X 133

Panel Lifter/Rasp/Bottle Opener

- Non-clogging rasp with protective guides
- Lifts all standard sizes of drywall sheets
- Lightweight, compact, fits in pocket
- Bottle opener integrated into lifter
- Sold 1 per inner pack/6 per outer pack, PL589-5 display sold 12 inner pack/12 per outer pack



QLT^{BY}MARSHALLTOWN

EDI	Part#	Description
14589	PL589	Panel Lifter
14584	PL589-5	12 Piece Countertop Display

Roll Panel Lifter

- The rigid steel construction, ribbed back, weighted nose and roller-wheel all combine for moving ease
- Permits one-man handling and nailing
- Sold 2 per inner pack/10 per outer pack



QLT^{BY}MARSHALLTOWN

EDI	Part#	Size-in.	Size-mm
14590	RL801	15 X 2 1/4	381 X 57

Roll Panel Lifter

- The rigid steel construction, ribbed back, weighted nose and roller-wheel all combine for moving ease
- Permits one-man handling and nailing
- Sold 2 per inner pack/10 per outer pack



QLT^{BY}MARSHALLTOWN

EDI	Part#	Size-in.	Size-mm
14591	4591	15 X 2 1/4	381 X 57

Drywall Panel Carriers

- Compact design
- Easily carry large sheet material
- Carry multiple sheets at once
- Easy two-person carrying
- Sold 6 per inner pack/36 per outer pack



QLT^{BY}MARSHALLTOWN

EDI	Part#	Size-in.	Size-mm
14930	DPC930	5 1/4 X 4 3/4	133 X 121

Drywall Cart

- 3/4" (19mm) Pipe tubing construction with rounded corners
- Bed is sloped to carry boards at correct angle
- Includes four rubber over steel casters: 2 swivel casters, and 2 locking swivel casters
- Fits through most doorways
- Ships unassembled in one box
- Can ship small parcel carrier
- Assembled weight: 89 lbs.
- CAUTION: HEAVY - 2 People Required to Lift
- DC344SC is a replacement swivel caster
- DC344LSC is a replacement locking swivel caster
- Sold 1 per inner pack/1 per outer pack



QLT^{BY}MARSHALLTOWN

EDI	Part #	Size-in.	Size-mm
10344	DC344U	48 W x 23 D x 48 H	1219 W x 584 D x 1219 H
10457	DC344SC	8	203
10458	DC344LSC	8	203

DuraSoft® Drywall Rasps

- Removes 45% more material per stroke than other popular rasps
- Will not clog or collect dust
- Works in both directions
- DR389 has guard rails that keep the rasp on edge to prevent injury
- Long-lasting premium stainless steel blade
- Contoured DuraSoft® handle ensures a good grip
- Ends of blade get into tight spaces
- Sharp blade has many other uses like backer board and vinyl tile
- Sold 1 per inner pack/4 per outer pack




MADE IN
U.S.A.
U.S. Patent Nos.
D493,340 and D494,832

MARSHALLTOWN The Premier Line

EDI	Part#	Description	Size-in.	Size-mm
14389	DR389	With Guard Rails	5½	140
14390	DR390	Without Guard Rails	5½	140

Drywall Rasp

- Efficient design to smooth rough-cut drywall edges
- No-load slot prevents clogging
- Comfortable wood handle
- Sold 12 per inner pack/60 per outer pack



QLT BY MARSHALLTOWN

EDI	Part#	Size-in.	Size-mm
14381	DR381	7½	191

Drywall Saw

- Hardened and tempered blade with five teeth per inch
- Cuts quickly through wallboard, gypsum, lath and thin coat backing board
- Comfortable soft grip handle securely attached to blade
- Sold 6 per inner pack/60 per outer pack



MARSHALLTOWN The Premier Line

EDI	Part#	Description	Size-in.	Size-mm
16579	79	Soft Grip Handle	15	381

Drywall Saws

- Cuts quickly through wallboard, gypsum, lath and thin coat backing board
- Hardened and tempered blade
- Five teeth per inch
- DS921 sold 6 per inner pack/60 per outer pack, SGDS32 sold 6 per inner pack/6 per outer pack



QLT BY MARSHALLTOWN

EDI	Part#	Size-in.	Size-mm
16128	DS921	15	381
13732	SGDS32	15	381

Drywall Utility Saws

- Heavy gauge blade with eight teeth per inch
- Sharp point to penetrate wallboard easily without drilling
- Contoured wood handles
- Cuts wallboard, masonite, plywood and wood
- 18 sold 12 per inner pack/12 per outer pack, 22 sold 6 per inner pack/144 per outer pack



MARSHALLTOWN The Premier Line

EDI	Part#	Size-in.	Size-mm
16324	18	6	152
16322	22	6	152

Drywall Utility Saw

- Rugged steel blade with eight teeth per inch
- Sharp point can penetrate wallboard without drilling
- Cuts wallboard, masonite, plywood and wood
- Sold 12 per inner pack/120 per outer pack



QLT BY MARSHALLTOWN

EDI	Part#	Size-in.	Size-mm
16120	US920	6	152

RockWarrior® Utility Saw

- Tempered, high carbon steel blade with beveled point
- Blade cuts in both directions
- Intended for drywall; will cut almost any non-metallic material
- Sturdy, soft grip handle
- RW426-5 display includes 12 saws
- RW426 sold 1 per inner pack/12 per outer pack



QLT BY MARSHALLTOWN

EDI	Part#	Size-in.	Size-mm
16426	RW426	6	152
16452	RW426-5	N/A	N/A

Soft Grip Utility Saw

- Sharp point can penetrate wallboard without drilling
- Heavy gauge 6" (152mm) steel blade
- Cuts wallboard, masonite, plywood and wood
- Comfortable soft grip handle
- Sold 1 per inner pack/12 per outer pack



QLT by MARSHALLTOWN

EDI	Part#	Size-in.	Size-mm
10810	US810	6	152

Folding Utility Knife

- One-step blade change
- One-hand opening and closing
- For more details [see page 235](#)



Utility Knives

- Many styles of knives to choose from
- For more details and size options [see page 235](#)



18mm Break-Off Blade Knives

- Many styles of knives to choose from
- For our complete line of knives [see page 236](#)



9mm Break-Off Blade Knives

- Several styles of knives to choose from
- For our complete line of knives [see page 236](#)



9mm Replacement Blades

- For knives 9051, 9065 and 9066
- For more details [see page 237](#)



Tape Measure

- Soft feel grip
- Self retracting
- Wide belt clip
- Auto locking mechanism
- Push button to retract tape
- Sold 1 per inner pack/1 per outer pack



QLT by MARSHALLTOWN

EDI	Part#	Description	Length
10516	10516	Standard tape measure	25'

Chalk & Chalk Boxes

- For more details [see pages 238-239](#)



Carbide Scoring Cutter

- Score and cut cement backer board, linoleum, Plexiglas, and soft tile
- Excellent tool for degrouting work or removing caulk
- For more details [see page 218](#)



Heavy Duty Drywall Stripper

- Auxiliary handle allows more control and pressure while cutting
- Can be adjusted for right or left handed dominance
- Cuts strips up to 5" (127mm) wide
- Cuts 3/8, 1/2 and 5/8" (10, 13 and 16mm) drywall as well as ceiling tiles
- Sold 1 per inner pack/6 per outer pack



QLT BY MARSHALLTOWN

EDI	Part#	Description	Size-in.	Size-mm
16628	DS628	Stripper	N/A	N/A
16493	16493	Repl. blades	N/A	N/A

Acoustical Tile Saw

- Quickly and accurately cuts holes in acoustic tile
- Blade is perfectly sized to cut holes for sprinkler heads
- Lightweight, compact design fits comfortably in tool belt
- Sold 1 per inner pack/6 per outer pack



MARSHALLTOWN The Premier Line

EDI	Part#	Size-in.	Size-mm
13481	ATS81	2½ X 6¼	64 X 159

Easy Read Circle Cutter

- Quickly scribes a circle with one turn of the wrist
- Works well on drywall and other similar materials
- Cuts 4 to 8¼" (102 to 210mm) diameter holes with ease
- Hardened and tempered blade for extended life
- Sold 1 per inner pack/10 per outer pack



MARSHALLTOWN The Premier Line

EDI	Part#	Size-in.	Size-mm
13480	CC480	9 X 2¾	229 X 70

Drywall Circle Cutter

- Hardened cutter wheel and center pin will remain sharp indefinitely
- Cuts sharp clean circles up to 16" (406mm) in diameter with only one hand
- Measure accurately on the calibrated steel shaft
- Sold 6 per inner pack/60 per outer pack

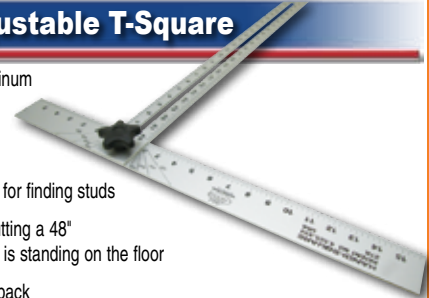


QLT BY MARSHALLTOWN

EDI	Part#	Size-in.	Size-mm
14556	CC766	8½	216

Handi-Square Adjustable T-Square

- Made from durable extruded aluminum
- Adjusts from 0° to 360°
- Heavy duty blade
- Has one arm which measures 16" for finding studs
- Head is notched which enables cutting a 48" board in one pass while the board is standing on the floor
- Sold 2 per inner pack/2 per outer pack



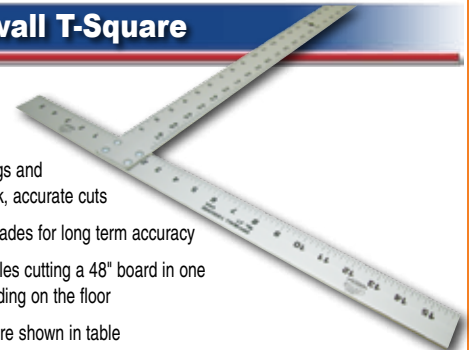
MADE IN U.S.A.

MARSHALLTOWN The Premier Line

EDI	Part#	Description	Size-in.	Size-mm
16330	27A	¼" Thick Blade	48 X 22	191 X 165

Standard Drywall T-Square

- Silver anodized finish with black epoxy paint numerals for long wear and legibility
- Notched head, reverse rulings and stud markings allow for quick, accurate cuts
- Aircraft-style rivets secure blades for long term accuracy
- Head is notched which enables cutting a 48" board in one pass while the board is standing on the floor
- Inner/outer pack quantities are shown in table



MADE IN U.S.A.

MARSHALLTOWN The Premier Line

EDI	Part#	Description	Size-in.	Inner/Outer
16328	27	¼" Thick Blade	47½ X 22	1/10
16333	27HD	¾" Thick Blade	47½ X 22	2/20
16327	HT54	¾" Thick Blade	54 X 22	2/10

Metric Drywall T-Square

- Silver anodized finish with black epoxy paint numerals for long wear and legibility
- Notched head, reverse rulings and stud markings allow for quick, accurate cuts
- Aircraft-style rivets secure blades for long term accuracy
- Head is notched which enables cutting a 1219mm board in one pass while the board is standing on the floor
- Inner/outer pack quantities are shown in table

MARSHALLTOWN The Premier Line

EDI	Part#	Description	Size-mm	Inner/Outer
16338	27XM	3mm Thick Blade	1219 X 559	2/20



Drywall Hammer

- Wedge shaped steel blade is notched for nail pulling
- Properly rounded and checkered head dimples drywall
- Hickory handle is offset to eliminate sore knuckles
- **WARNING:** Always wear safety goggles when using hammers
- Sold 4 per inner pack/24 per outer pack




MARSHALLTOWN The Premier Line

EDI	Part#	Size-in.	Size-mm	Weight-oz.
16380	800	16	406	12

Drywall T-Square

- Silver anodized finish with black epoxy paint numerals
- Reverse ruled to read from either edge
- Head is notched to permit full length cut
- Stud location marks aid in nailing
- Sold 2 per inner pack/20 per outer pack



QLT BY MARSHALLTOWN

EDI	Part#	Description	Size-in.
16118	TS917	1/8" Thick Blade	47 7/8 X 22

Drywall Hammer with Anti-Vibration Handle

- Solid forged steel shaft
- Hachet end has a notch for pulling nails
- Ergonomic anti-vibration handle
- **WARNING:** Always wear safety goggles when using hammers
- Sold 6 per inner pack/36 per outer pack



QLT BY MARSHALLTOWN

EDI	Part#	Size-in.	Size-mm	Weight-oz.
16694	DH694	13 1/2	343	12

Folding Triangle-Square

- Collapses for easy storage
- Carrying bag included
- Square forms one 90° and two 45° angles
- Ruler for English and Metric measurements
- Sold 1 per inner pack/10 per outer pack



QLT BY MARSHALLTOWN

EDI	Part#	Size-in.	Size-mm
15240	FTS24	24	610
15241	FTS48	48	1219

Drywall Hammer

- Drop forged head with fully polished milled face
- Wedge shaped steel blade is notched for nail pulling
- Fired hickory handle
- Has a checkered head design to dimple drywall
- **WARNING:** Always wear safety goggles when using hammers
- **New item indicated in red**
- Sold 6 per inner pack/36 per outer pack



NEW SIZE!

QLT BY MARSHALLTOWN

EDI	Part#	Size-in.	Size-mm	Weight-oz.
14570	DH764	13 1/4	336	12
18970	DH886	16	406	12

Drywall Hatchet

- Milled crowned face and fully polished head
- Wedge shaped steel blade is notched for nail pulling
- Select flame treated handle
- **WARNING:** Always wear safety goggles when using hammers
- Sold 2 per inner pack/12 per outer pack



MARSHALLTOWN The Premier Line

EDI	Part#	Size-in.	Size-mm	Weight-oz.
14178	DH178	15 1/2	394	16

Rubber Mallet

- 2 lb. black rubber head
- For use with cornerbead tools
- Sturdy wood handle
- Sold 2 per inner pack/12 per outer pack



QLT BY MARSHALLTOWN

EDI	Part#	Size-in.	Size-mm
16435	RM435	4 X 2 1/2	102 X 64

Cornerbead Tool

- One blow from a rubber mallet will crimp the cornerbead tightly and accurately in place
- Helps center the cornerbead for best mud distribution
- **WARNING:** Always wear safety goggles when using this tool
- Sold 4 per inner pack/4 per outer pack, 1 per inner pack/6 per outer pack where noted with *



QLT by MARSHALLTOWN

EDI	Part#	Description	Size-in.	Size-mm
16433	CB370	Tool	1¼	31
16429	CB429 *	Tool w/16435 Mallet	N/A	N/A

Magnetic Stud Finder

- Helps to locate wood or metal studs
- Compact size
- Stronger magnet than the competitors
- Sold 12 per inner pack/120 per outer pack



QLT by MARSHALLTOWN

EDI	Part#	Size-in.	Size-mm
11061	MSF9	2¾ X 1¾	73 X 44

Drywall Pouch

- Heavy top grain saddle leather
- "U" loop hammer holder, rule pocket and wide tunnel belt loop
- Pouch is riveted at all stress points
- Gusseted sides give shape
- Sold 1 per inner pack/20 per outer pack




MADE IN U.S.A.

MARSHALLTOWN The Premier Line

EDI	Part#	Size-in.	Size-mm
16385	805	N/A	N/A

Felt Brush

- Used to apply or remove water during finishing
- Two 4 X 9 X ½" (337 X 229 X 13mm) thick white felt pads
- Aluminum channel and stiffener plate
- 8" (203mm) Hardwood handle
- FB865 sold 1 per inner pack/6 per outer pack
- FB865RP sold 1 per inner pack/12 per outer pack



MADE IN U.S.A.

MARSHALLTOWN The Premier Line

EDI	Part#	Description	Size-in.	Size-mm
16865	FB865	Felt Brush	13¼ X 9	337 X 229
16866	FB865RP	Repl. Pad	4 X 9	102 X 229

Rubber Floats

- Has a 5/8" (16mm) thick red rubber pad specially bonded to the aluminum backing plate for long wear
- Frequently used by plasterers and other finishers for rough and/or textured finishes
- Available with a fine or coarse pad
- Sold 1 per inner pack/24 per outer pack, 12 per outer pack where noted with *



ASSEMBLED IN U.S.A.

MARSHALLTOWN The Premier Line

EDI	Part#	Description	Size-in.	Size-mm
14404	38	Fine	9 X 4	229 X 102
14414	38L *	Fine	12 X 4	305 X 102
14406	39	Coarse	9 X 4	229 X 102

Large Rubber Floats

- ¾" (19mm) thick rubber pad
- Longer and wider than our other rubber floats
- Used frequently by plasterers and other finishers for rough and/or textured finishes
- Available with a fine or coarse pad
- Sold 1 per inner pack/12 per outer pack
- Replacement pads are packed 6 pads per bag, 1 per inner pack/12 per outer pack




ASSEMBLED IN U.S.A.

MARSHALLTOWN The Premier Line

EDI	Part#	Description	Size-in.	Size-mm
14413	41	Fine	11 X 5½	279 X 140
14415	42	Coarse	11 X 5½	279 X 140
14410	4413	Repl. Pad for 41	11 X 5½	279 X 140
14411	4415	Repl. Pad for 42	11 X 5½	279 X 140

Molded Rubber Float

- Molded black rubber pad is very compact and has a dense texture
- Float face is permanently cemented to the lightweight aluminum backing
- The ideal float for bringing sand to the surface
- Sold 1 per inner pack/24 per outer pack



ASSEMBLED IN U.S.A.

MARSHALLTOWN The Premier Line

EDI	Part#	Size-in.	Size-mm
14408	40	9 X 4	229 X 102

Molded Rubber Float

- Molded black rubber pad is very compact and dense
- Thick aluminum backing plate resists bending
- Rubber pad is 5/8" (16mm) thick
- Sold 6 per inner pack/60 per outer pack



QLT by MARSHALLTOWN

EDI	Part #	Size-in.	Size-mm
10753	MRF94	9 X 4	229 X 102

Rubber Floats



- Red rubber pad is durable and lightweight
- Has a stiff aluminum backing plate bonded to the pad
- Pad is 5/8" (16mm) thick
- Pads are available in either fine or coarse
- The ideal float for bringing sand to the surface
- Sold 1 per inner pack/24 per outer pack

QLT BY MARSHALLTOWN

EDI	Part#	Description	Size-in.	Size-mm
10754	RRF94C	Coarse	9 X 4	229 X 102
10755	RRF94F	Fine	9 X 4	229 X 102
10756	RRF124F	Fine	12 X 4	305 X 102

Rubber Floats



- Red rubber pad is durable and lightweight
- Has a stiff aluminum backing plate bonded to the pad
- Wood handle
- Rubber pad is fine cell
- The ideal float for bringing sand to the surface
- Sold 1 per inner pack/24 per outer pack

QLT BY MARSHALLTOWN

EDI	Part#	Size-in.	Size-mm
25595	RED704428	9 1/2 X 4 X 1/2	241 X 102 X 13
25597	RED704431	9 1/2 X 4 X 3/4	241 X 102 X 19

MADE IN U.S.A.

Neoprene Floats



- Aluminum backing plate is permanently bonded to the non-porous black neoprene pad
- Works well for brown coat, quartz or marble finishes
- Pad is 1/4" (6mm) thick
- Sold 1 per inner pack/12 per outer pack

MARSHALLTOWN The Premier Line

EDI	Part#	Size-in.	Size-mm
14424	49	12 X 4	305 X 102
14434	49L	12 X 5	305 X 127

ASSEMBLED IN U.S.A.

Neoprene Float with Heavier Backing



- Aluminum backing plate is permanently bonded to the white neoprene pad
- Pad is 1/4" (6mm) thick and is the perfect hardness
- Heavier backing plate for extra stiffness
- Sold 1 per inner pack/12 per outer pack

MARSHALLTOWN The Premier Line

EDI	Part#	Size-in.	Size-mm
14435	49XH	12 X 5	305 X 127

ASSEMBLED IN U.S.A.

Fine Red Rubber Float




- Fine cell red rubber pad is durable and light weight
- Has a stiff aluminum backing plate bonded to the pad
- Wood handle
- The ideal float for bringing sand to the surface
- Sold 1 per inner pack/6 per outer pack

NEW!

QLT BY MARSHALLTOWN

EDI	Part#	Description	Size-in.	Size-mm
18345	RRFW94F	Fine	9 X 4	229 X 102

Plastic Foam Floats



- Plastic foam pad specially bonded to an aluminum backing plate
- Wears well and does an excellent job on any sand surface
- Pads are 3/4" (19mm) thick
- Sold 1 per inner pack/12 per outer pack, 24 per outer pack where noted with *
- Replacement pads are packed 6 per bag, 1 per inner pack/12 per outer pack

46G

46LB

MADE IN U.S.A.

MARSHALLTOWN The Premier Line

EDI	Part#	Description	Size-in.	Size-mm
14416	46G*	Green/Fine	9 1/2 X 4	242 X 102
14418	46LG	Green/Fine	12 X 4	305 X 102
14432	46BG	Green/Fine	12 X 5	305 X 127
14420	46LB	Orange/Coarse	12 X 4	305 X 102
14417	4417	Repl. Pad for 46G	9 1/2 X 4	242 X 102
14379	4379	Repl. Pad for 46LG	12 X 4	305 X 102
14382	4382	Repl. Pad for 46BG	12 X 5	305 X 127
14384	4384	Repl. Pad for 46LB	12 X 4	305 X 102

Green Foam Float



- Plastic foam pad specially bonded to an aluminum backing plate
- Wears well and does an excellent job on any sand surface
- Pads are 3/4" (19mm) thick
- Sold 1 per inner pack/12 per outer

QLT BY MARSHALLTOWN

EDI	Part#	Description	Size-in.	Size-mm
18729	GFF94	Green/Fine	9 X 4	299 X 102
11100	GFF124	Green/Fine	12 X 4	305 X 102

Sponge Float

- Fine cell yellow foam pad specially bonded to an aluminum backing plate
- Wears well and does an excellent job on any sand surface
- Pad is 1 1/8" (28mm) thick
- Sold 1 per inner pack/12 per outer pack
- Replacement pads are packed 6 per bag, 1 per inner pack/12 per outer pack



ASSEMBLED
IN U.S.A.

MARSHALLTOWN The Premier Line

EDI	Part#	Description	Size-in.	Size-mm
14419	4412	Float	11 X 5 1/2	279 X 140
14412	4419	Repl. Pad	11 X 5 1/2	279 X 140

Cork Float

- Dense cork pad is 1/4" (6mm) thick and bonded to an aluminum backing plate
- This cork is 50% denser than the competitors'
- Commonly used in the plastering trade to smooth and compact the plastered surface
- Sold 1 per inner pack/12 per outer pack



ASSEMBLED
IN U.S.A.

MARSHALLTOWN The Premier Line

EDI	Part#	Size-in.	Size-mm
14402	37	12 X 5	305 X 127

Beige Foam Float

- Plastic foam pad specially bonded to an aluminum backing plate
- Wears well and does an excellent job on any sand surface
- Pads are 3/4" (19mm) thick
- Sold 1 per inner pack/12 per outer



QLTTM BY MARSHALLTOWN

EDI	Part#	Description	Size-in.	Size-mm
11099	BFF124	Beige/Coarse	12 X 4	305 X 102

Acrylic Angle Float

- Made of clear acrylic with no risk of discoloration
- Sides form a perfect 90° angle
- Used in the plastering trade to square-up the inside corners of the base coat
- Can also be used like a trowel for small areas
- Sold 1 per inner pack / 4 per outer pack



MADE IN
U.S.A.

MARSHALLTOWN The Premier Line

EDI	Part#	Size-in.	Size-mm
13377	PAF377	4 x 9 x 1	102 x 229 x 25

Drywall Vacuum Sanders

- Dustless drywall sanding
- Ergonomic DuraSoft® handle designed specifically for vacuum sanding
- 360° pivoting elbow keeps hose out of the way
- Adjustable vent allows for variable vacuum force
- Low profile knobs stay out of the way
- Durable sanding pad for a smooth finish
- Designed for use with standard sanding screen, 1 sheet included in each model
- VS792 includes 6' (1.8M) of hose, coupler and adapter for compatibility with most shop type vacuums
- VS733 includes 12" (305mm) of hose
- VS733 sold 1 per inner pack/12 per outer pack, VS792 sold 1 per inner pack/4 per outer pack



Three Comfortable Sanding Positions

MADE IN
U.S.A.

MARSHALLTOWN The Premier Line

EDI	Part#	Description	Size-in.	Size-mm
13733	VS733	Vac Sander, 12" hose	9 1/4 X 3 1/4	235 X 82
13792	VS792	Vac Sander, 6' hose, adapters	9 1/4 X 3 1/4	235 X 82

Drywall Vacuum Sander

- Adjustable valve control
- Ergonomically designed soft grip handle
- Simple and fast screen changes
- Universal screen sizing fits all standard sized sanding screens
- Sold 1 per inner pack/4 per outer pack



QLTTM BY MARSHALLTOWN

EDI	Part#	Size-in.	Size-mm
19287	HVS87	9 X 3 1/4	229 X 82

DuraSoft® Hand Sander

- Lightweight aluminum backing plate bonded to foam pad
- Resilient DuraSoft® handle provides a soft feel and reduces fatigue
- Designed for die-cut or a half sheet of standard sandpaper or sand screen
- Sold 6 per inner pack/6 per outer pack



MADE IN
U.S.A.

MARSHALLTOWN The Premier Line

EDI	Part#	Size-in.	Size-mm
16320	20D	9 1/2 X 3 1/4	239 X 82

Soft Grip Hand Sander

- Unique quick snap together feature
- Soft grip handle
- Designed for die-cut or a half sheet of standard sandpaper
- Sold 1 per inner pack/6 per outer pack




U.S. Patent No. D525,508

QLT BY MARSHALLTOWN

EDI	Part#	Size-in.	Size-mm
16097	HS097	9 1/2 X 3 1/4	232 X 83

Hand Sanders

- Lightweight aluminum backing plate bonded to foam pad
- For use with die-cut or a half sheet of standard sandpaper
- **HS98W** has wood handle designed for knuckle clearance
- **HS98SG** has comfortable soft grip handle
- Sold 1 per inner pack/6 per outer pack




QLT BY MARSHALLTOWN

EDI	Part#	Size-in.	Size-mm
16098	HS98W	9 1/2 X 3 1/4	241 X 83
16099	HS98SG	9 1/2 X 3 1/4	241 X 83

Hand Sander

- Rust resistant backer bonded to a foam rubber pad
- Smooth contour handle
- Exclusive one piece handle clamp design makes for easy use and holds the sandpaper firmly in place
- For use with die-cut or a half sheet of standard sandpaper
- Sold 6 per inner pack/6 per outer pack



MADE IN
U.S.A.

QLT BY MARSHALLTOWN

EDI	Part#	Size-in.	Size-mm
16101	HS901	9 1/2 X 3 1/4	242 X 82

Hand Sander

- Made of molded plastic
- A comfortable lightweight tool
- For use with die-cut or a half sheet of standard sandpaper
- Sold 10 per inner pack/60 per outer pack



MADE IN
U.S.A.

QLT BY MARSHALLTOWN

EDI	Part#	Size-in.	Size-mm
16158	6158	9 X 3 1/4	229 X 82

Sanding Block

- Semi-flex solid rubber design
- Steel grippers hold standard 1/4 sheet of sandpaper
- Non-marking
- Sold 10 per inner pack/10 per outer pack



QLT BY MARSHALLTOWN

EDI	Part#	Size-in.	Size-mm
19558	E40	4 3/4 X 3 5/8	121 X 68

Universal Pole Sander

- Made of reinforced die-cast aluminum
- Unique design keeps the entire pad on your work surface
- Won't flip or bind
- Fast, positive clamps lock securely to hold sandpaper in place
- Used for sanding drywall joints
- Combining this sander with our 28 or 28L pole sander handle permits sanding anywhere (handle sold separately)
- Sold 12 per inner pack/12 per outer pack



For 28 & 28L see page 181

MARSHALLTOWN The Premier Line

EDI	Part#	Size-in.	Size-mm
14428	26A	9 1/2 X 3 1/4	239 X 82

Swivel Pole Sander

- Made of reinforced die-cast aluminum bonded to a foam rubber pad
- Fast positive clamps lock securely to hold sandpaper in place
- Used for sanding drywall joints
- Combining this sander with our **28** or **28L** pole sander handle permits sanding anywhere (handle sold separately)
- Sold 12 per inner pack/12 per outer pack



28 & 28L found on this page, see next column

MARSHALLTOWN The Premier Line

EDI	Part#	Size-in.	Size-mm
14426	26	9% X 3¼	239 X 82

Pole Sander

- Made of reinforced die-cast aluminum bonded to a foam rubber pad
- Fast, positive clamps lock securely to hold the sandpaper in place
- Used for sanding drywall joints
- Combining this sander with our **28** or **28L** pole sander handle permits sanding anywhere
- PS660 sold 10 per inner pack/50 per outer pack
- PS660A includes 28 handle, sold 18 per inner pack/18 per outer pack



Included in PS660A

QLT^{BY} MARSHALLTOWN

EDI	Part#	Description	Size-in.	Size-mm
14660	PS660	Sander Head	9% X 3¼	239 X 82
14680	PS660A	Sander w/Handle	9% X 3¼	239 X 82

Pole Sander

- Durable and lightweight cast aluminum head
- Rubber pad with wing nut clamps
- Universal joint for work at any angle
- Ideal for wall, floor and ceiling applications
- Sold 12 per inner pack/12 per outer pack



MARSHALLTOWN The Premier Line

EDI	Part#	Description	Size-in.	Size-mm
19658	E551	Sander Head	9% X 3¼	239 X 82

Pole Sander

- Made from lightweight injection molded plastic
- Durable and inexpensive
- Can be used with any standard ¾" (19mm) broom handle
- Used for sanding drywall joints
- Sold 10 per inner pack/60 per outer pack



QLT^{BY} MARSHALLTOWN

EDI	Part#	Size-in.	Size-mm
16157	6157	9 X 3¼	229 X 82

Wood Pole Sander Handles

- Made from hardwood
- For use with our pole sanders **26** & **26A** (sold separately)
- Hammerhead tip
- Sold 1 per inner pack/12 per outer pack



MADE IN U.S.A.

MARSHALLTOWN The Premier Line

EDI	Part#	Size-in.	Size-mm
14827	28	48 X 1	1219 X 25
14829	28L	60 X 1	1524 X 25

Threaded Wood Handle

- Hardwood construction and metal threads for longer life
- Will fit any brand of pole sander that takes a standard broom thread
- Sold 1 per inner pack/12 per outer pack




MADE IN U.S.A.

MARSHALLTOWN The Premier Line

EDI	Part#	Size-in.	Size-mm
14931	WH60	60 X 1 ⁵ / ₁₆	1219 X 25

Wood Pole Sander Handles

- Wooden handle
- Will fit any brand of pole sander that takes a standard broom thread
- Sold 12 per inner pack/12 per outer pack



MADE IN U.S.A.

QLT^{BY} MARSHALLTOWN

EDI	Part#	Size-in.	Size-mm
14543	PSH753	48 X 1 ⁵ / ₁₆	1219 X 24
14544	PSH753L	60 X 1 ⁵ / ₁₆	1524 X 24

Plastic Coated Pole Sander Handle

- Plastic coated aluminum handle
- Will fit any brand of pole sander that takes a standard broom thread
- **WARNING:** Avoid contact with electrical power lines or any electrical source
- Sold 6 per inner pack/6 per outer pack



MADE IN
U.S.A

QLT BY MARSHALLTOWN

EDI	Part#	Size-in.	Size-mm
19657	E550	48 X 1	1219 X 25

Adjustable Poles

- Fiberglass outer tube
- Aluminum inner tube with broom threaded end
- **FP832** has three sections
- **WARNING:** Avoid contact with electrical power lines or any electrical source
- Sold 1 per inner pack/6 per outer pack



MADE IN
U.S.A

MARSHALLTOWN The Premier Line

EDI	Part#	Size-in.	Size-mm	Diameter
14830	FP48	51-96	1295-2438	1¼ X 31
14831	FP612	75-144	1905-3658	1¼ X 31
14832	FP832	78-213	1981-5401	1¼ X 31

Sanding Pole Adapter

- Connects wood handle to a standard sander head
- Made of aluminum
- Sold 12 per inner pack/144 per outer pack




QLT BY MARSHALLTOWN

EDI	Part#	Size-in.	Size-mm
14429	14429	N/A	N/A

Sandscreen

- Has an open weave that provides the versatility to use in wet or dry applications
- Lasts six to eight times longer than sandpaper
- Will fit all **MARSHALLTOWN** sanders and similar sanders
- Packed in boxes of 25 sheets
- Sold 1 box per inner pack/10 boxes per outer pack



MADE IN
U.S.A

MARSHALLTOWN The Premier Line

EDI	Part#	Description	Size-in.	Size-mm
16592	816	120 Grit	11¼ X 4¾	279 X 107
16593	817	220 Grit	11¼ X 4¾	279 X 107

Sandscreen

- Can be used wet or dry
- Will outlast regular sandpaper six to one
- Will fit all **MARSHALLTOWN** sanders and similar sanders
- Packed in bags of 5 sheets
- 918 sold 1 bag per inner pack/25 bags per outer pack, 935 sold 1 bag per inner pack/100 bags per outer pack



MADE IN
U.S.A

MARSHALLTOWN The Premier Line

EDI	Part#	Description	Size-in.	Size-mm
16119	918	120 Grit	11¼ X 4¾	285 X 107
16174	935	220 Grit	11¼ X 4¾	285 X 107

Die-Cut Sandpaper

- Will fit all **MARSHALLTOWN** sanders and similar sanders
- Packed in boxes of 100 sheets
- Sold 1 box per inner pack/10 boxes per outer pack



MADE IN
U.S.A

MARSHALLTOWN The Premier Line

EDI	Part#	Description	Size-in.	Size-mm
16589	809	80 Grit	11¼ X 4¾	285 X 107
16590	811	100 Grit	11¼ X 4¾	285 X 107
16591	815	150 Grit	11¼ X 4¾	285 X 107

Die-Cut Sandpaper

- Will fit all **MARSHALLTOWN** sanders and similar sanders
- Packed in bags of 10 sheets
- Sold 1 bag per inner pack/100 bags per outer pack



MADE IN
U.S.A

MARSHALLTOWN The Premier Line

EDI	Part#	Description	Size-in.	Size-mm
16116	916	80 Grit	11¼ X 4¾	285 X 107
16121	919	100 Grit	11¼ X 4¾	285 X 107
16176	936	150 Grit	11¼ X 4¾	285 X 107

Contour Sanding Pads

- Use wet or dry
- Can be used on wood, drywall and metal surfaces
- Contour pads are very flexible and great for sanding round objects
- Sold 100 per inner pack/100 per outer pack



MARSHALLTOWN The Premier Line

EDI	Part#	Description	L x W x H-in.	L x W x H-mm
10494	CSP494F	Fine	5½ X 4½ X ½	140 X 114 X 5
10495	CSP494M	Medium	5½ X 4½ X ½	140 X 114 X 5

Sanding Sponge Pads

- Conforms to substrate, directing more pressure to high spots and less pressure to surrounding flat surface - reducing over sanding
- Sponge allows for a smoother finish when using a heavier grit
- Works with existing sander heads and attachment systems
- Wing design sands both sides of inside corners in a single motion
- Can be used with water for wet sanding
- Intended to sand many surfaces including drywall compound, texture, wood, and paint prep work
- 5 pads per bag, Sold 1 bag per inner pack/12 bags per outer pack

**OUTLASTS
SANDPAPER &
SAND SCREEN
6-10X**

MADE IN
U.S.A

U.S. Patent No. 7,497,765

QLT BY MARSHALLTOWN

EDI	Part#	Description	Size
10496	SP496F	Fine 100 grit	12 3/8 X 4 3/16"
10497	SP496M	Medium 60 grit	12 3/8 X 4 3/16"

Sanding Sponges

- Several grits available
- Use wet or dry
- Can be used on wood, drywall and metal surfaces
- Can be rinsed and reused
- Angled sponges are great for sanding one side of a corner without scratching the other side
- Sold 24 per inner pack/24 per outer pack, Extra large sponges sold 20 per inner pack/20 per outer pack



dual
angle

MADE IN
U.S.A



MARSHALLTOWN The Premier Line

EDI	Part#	Description	L x W x H-in.	L x W x H-mm
10483	SB483F	Sml. fine	3 3/4 X 2 5/8 X 1	95 X 67 X 25
10484	SB483MF	Sml. med./fine	3 3/4 X 2 5/8 X 1	95 X 67 X 25
10485	SB483C	Sml. coarse	3 3/4 X 2 5/8 X 1	95 X 67 X 25
10486	SB486F	Sngl. angle fine	4 7/8 X 2 7/8 X 1	127 X 73 X 25
10487	SB486M	Sngl. angle med.	4 7/8 X 2 7/8 X 1	127 X 73 X 25
10488	SB488MF	Dual angle med./fine	4 7/8 X 2 7/8 X 1	127 X 73 X 25
10489	SB488MC	Dual angle med./coarse	4 7/8 X 2 7/8 X 1	127 X 73 X 25
10490	SB490MF	XL med./fine	9 X 3 5/16 X 1	229 X 84 X 25
10491	SB491F	LG fine	4 7/8 X 2 7/8 X 1	127 X 73 X 25
10492	SB491MF	LG med./fine	4 7/8 X 2 7/8 X 1	127 X 73 X 25
10493	SB491MC	LG med./coarse	4 7/8 X 2 7/8 X 1	127 X 73 X 25

Drywall Sanding Sponge

- Abrasive side for wet sanding; sponge side for removing residue
- Recommended by compound manufacturers
- Virtually dustless drywall sanding
- Cleans easily, reusable
- Individual sponge dimensions are: 9L X 4 1/2W X 1 3/4H" (229L X 115W X 44H mm)
- DWS467 display contains 144 sponges per inner/144 outer pack; DWS467-3 contains 48 sponges per inner/48 outer pack



DWS467-3

MADE IN
U.S.A

QLT BY MARSHALLTOWN

EDI	Part#	Description	L x W x H-in.	L x W x H-mm
16467	DWS467	Display of 144	18 1/2 X 18 1/2 X 48	470 X 470 X 1219
16468	DWS467-3	Display of 48	12 1/2 X 22 1/2 X 13 1/2	318 X 572 X 343

Dust Mask

- Lightweight, disposable paper filter mask
- Easily wear glasses or safety goggles
- Low profile for clear vision
- Uses include: working with fiberglass and cement, sanding drywall, plaster and wood walls, cleaning dusty areas, gardening and mowing
- **WARNING:** Not for use in paint spray operation
- Come 50 per box
- Sold 1 box per inner pack/20 boxes per outer pack



QLT BY MARSHALLTOWN

EDI	Part#	Size-in.	Size-mm
16585	16585	N/A	N/A

Scratcher Trowels

- High grade spring steel blade with aluminum alloy mounting
- Blade is notched on three sides: 1/2 X 1 5/32" (13 X 12mm) "V"
- Resilient DuraSoft® handle provides a soft feel and reduces fatigue
- Sold 4 per inner pack/4 per outer pack



MADE IN
U.S.A

U.S. Patent No. 5,522,111

MARSHALLTOWN The Premier Line

EDI	Part#	Size-in.	Size-mm
15742	715SD	12 X 4 1/2	305 X 114
15650	714SD	16 X 4 1/2	406 X 114

Scarifiers

- Made of lightweight yet sturdy, flexible blue or stainless steel
- Comfortable handle is attached to a non-corrosive aluminum backer plate
- 1/4" (6mm) wide, 3" (76mm) long tines will easily scratch the plaster undercoat to promote a good bond with the finish coat
- Sold 6 per inner pack/6 per outer pack



QLT BY MARSHALLTOWN

MADE IN
U.S.A.

EDI	Part#	Description	Size-in.	Size-mm
15701	721	Blue Steel	6	152
15211	721SS	Stainless Steel	6	152
15740	722	Blue Steel	8	203
15741	723	Blue Steel	12	305

Wall Repair Patch Kit

- No-rust aluminum plate provides rigid backing
- Self-adhesive patches
- Fiberglass mesh eliminates the need to pre-plaster
- Inner pack and outer pack quantities are shown in table




MADE IN
U.S.A.

MARSHALLTOWN The Premier Line

EDI	Part#	Size-in.	Size-mm	Inner/Outer
16301	DP4	4 X 4	102 X 102	24/24
16302	DP6	6 X 6	152 X 152	12/360
16303	DP8	8 X 8	203 X 203	12/240

Ornamental Tools

- Perfectly forged and tempered
- Available with trowel and square end, or leaf and square end
- Used in the detailing of ornate foam shapes and unusual wall surfaces
- Also ideal for plaster work and drywall work in small areas
- Sold 12 per inner pack/120 per outer pack




QLT BY MARSHALLTOWN

EDI	Part#	Description	Size-in.	Size-mm
13080	TS080	Trowel & Square	3/8 X 8 1/2	10 X 216
13081	TS081	Trowel & Square	1/2 X 9 1/2	13 X 241
13082	TS082	Trowel & Square	5/8 X 10 1/2	16 X 267
13083	TS083	Trowel & Square	3/4 X 10 1/2	19 X 267
13084	TS084	Trowel & Square	1 X 10 1/2	25 X 267
13085	LS085	Leaf & Square	3/8 X 8 1/2	10 X 216
13086	LS086	Leaf & Square	1/2 X 8 1/2	13 X 216
13087	LS087	Leaf & Square	5/8 X 8 1/2	16 X 216
13088	LS088	Leaf & Square	3/4 X 8 1/2	19 X 216



Magnesium Plaster Darbies

- Available in double knob and keyhole shaped handles
- All lengths and handle configurations available in plain, single serrated and double serrated blades
- Dual raised edges increase the overall strength and durability
- Magnesium alloy is lightweight and long wearing
- Sold 2 per inner pack/2 per outer pack



MADE IN U.S.A

MARSHALLTOWN The Premier Line

EDI	Part#	Description	Size-in.	Size-mm	Handle
14877	14877	Plain	42	1067	Keyhole
14876	14876	Single Serrated	42	1067	Keyhole
14875	14875	Double Serrated	42	1067	Keyhole
14883	14883	Plain	42	1067	Double
14882	14882	Single Serrated	42	1067	Double
14881	14881	Double Serrated	42	1067	Double
14880	14880	Plain	48	1219	Keyhole
14879	14879	Single Serrated	48	1219	Keyhole
14878	14878	Double Serrated	48	1219	Keyhole
14886	14886	Plain	48	1219	Double
14885	14885	Single Serrated	48	1219	Double
14884	14884	Double Serrated	48	1219	Double

Sacramento Go Devils

- Made of lightweight and long wearing magnesium alloy or aluminum
- Used for spreading stucco, plaster and EIFS
- Magnesium sold 4 per inner pack/4 per outer pack
- Aluminum sold 6 per inner pack/6 per outer pack



MADE IN U.S.A

MARSHALLTOWN The Premier Line

EDI	Part#	Description	Size-in.	Size-mm
13725	13725	Magnesium	22 X 8	559 X 203
13727	13727	Aluminum	22 X 8	559 X 203
13726	13726	Aluminum	22 X 10	559 X 254

High Strength Screeds

- 3 lengths to choose from
- For sizes and details see page 95



MADE IN U.S.A

Wedge-Shaped Magnesium Darbies

- Magnesium alloy is lightweight and long wearing
- Used in the plastering trade to smooth and compact the plastered surface, much like a featheredge
- Preferred by some plasterers because it can be used to effectively cut off the higher points of the surface
- Sold 2 per inner pack/2 per outer pack



MADE IN U.S.A

MARSHALLTOWN The Premier Line

EDI	Part#	Size-in.	Size-mm
15760	5760	36 X 5 X 1/4	914 X 127 X 6
15762	5762	48 X 5 X 1/4	1219 X 127 X 6

Magnesium Slicker

- Magnesium alloy is lightweight and long wearing
- Has a bent edge that makes the slicker more rigid than a wedge-shaped darby, yet more flexible than a featheredge
- Used to plane the brown coat and square up the inside corner angles
- Sold 2 per inner pack/2 per outer pack



MADE IN U.S.A

MARSHALLTOWN The Premier Line

EDI	Part#	Size-in.	Size-mm
15764	5764	42 X 4 3/4	1067 X 121

Magnesium Featheredges

- Magnesium alloy is lightweight and long wearing
- Extrusion shape allows for comfortable finger grip
- Tool pitch is controlled with thumb and palm
- Used in the plastering trade to plane the brown coat and square up the inside corner angles
- Sold 2 per inner pack/2 per outer pack
- Items 10' (3M) and longer ship LTL



MADE IN U.S.A

MARSHALLTOWN The Premier Line

EDI	Part#	Size-standard	Size-metric
15754	5754	4' X 4 1/2"	1.2M X 115mm
15756	5756	6' X 4 1/2"	1.8M X 115mm
15758	5758	8' X 4 1/2"	2.4M X 115mm
15755	5755	10' X 4 1/2"	3M X 115mm
15759	5759	12' X 4 1/2"	3.6M X 115mm

Knockdown Knives

- Blades made of GE Lexan®
- Threaded DuraSoft® handle with metal ferrule and hanging hole
- Drying time reduced when used for texturing
- Sold 6 per inner pack/6 per outer pack



MARSHALLTOWN The Premier Line

EDI	Part#	Size-in.	Size-mm
14395	KD12	12	305
14396	KD18	18	457
14397	KD24	24	610
14398	KD36	36	914

Adjustable Squeegee Trowels

- Adjust the pitch 35° in either direction for ceilings and tight corners
- Threaded DuraSoft® handle with metal ferrule and hanging hole
- DuraSoft® blade molded to a high impact backing ensures consistent finishes and long life
- Sold 1 per inner pack/6 per outer pack



MARSHALLTOWN The Premier Line

EDI	Part#	Size-in.	Size-mm
14475	AKD12	12	305
14476	AKD14	14	356
14477	AKD18	18	457
14478	AKD22	22	559

Adjustable Squeegee Trowel Replacement Blades

- Allows different blade sizes to be used on one handle
- DuraSoft® blade molded to a high impact backing
- Tightening knob and blade cover included
- Sold 1 per inner pack/6 per outer pack



MARSHALLTOWN The Premier Line

EDI	Part#	Size-in.	Size-mm
14895	AKD12RB	12	305
14896	AKD14RB	14	356
14897	AKD18RB	18	457
14898	AKD22RB	22	559

Curved Blade Knockdown Knife

- Curved blade and handle pitch is ideal for knockdown finishes
- Threaded DuraSoft® handle with metal ferrule and hanging hole
- Durable 18" (457mm) plastic handle for hard to reach areas
- Sold 6 per inner pack/6 per outer pack



MARSHALLTOWN The Premier Line

EDI	Part#	Size-in.	Size-mm	Handle
16036	KD18C	18	457	
16037	KD18CD	18	457	
16038	KD24C	24	609	
16039	KD24CD	24	609	

Crows Foot Texture Brushes

- Made of white Tampico fibers set in clear lacquered hardwood block
- Has a threaded hole for use with any standard broom handle
- 846 sold 1 per inner pack/6 per outer pack, 844 sold 1 per inner pack/12 per outer pack



MARSHALLTOWN The Premier Line

EDI	Part#	Description	Size-in.	Size-mm
16354	846	Single	13 X 9	330 X 229
16344	844	Double	14 X 16½	356 X 419

Single Texture Brushes

- Slightly flared bristles of black horsehair and polypropylene
- Block with molded hand grip
- Threaded center and side hole, also a tapered side hole
- Ideal for stippled, swirled or sponged effects with plaster or paint
- 832 sold 1 per inner pack/12 per outer pack, 849 sold 1 per inner pack/6 per outer pack



MARSHALLTOWN The Premier Line

EDI	Part#	Bristle Size	Dia.-in.	Dia.-mm
16332	832	3½" (89mm)	5	127
16348	849	2½" (64mm)	4¾	121

The ENFORCER™ Portable Texture Sprayer

- One air hose from any compressor does all the work for both pressurized tank and hopper gun
- 2.5-gallon capacity
- Up to 1.75 gpm flow rate
- Piston seal cleans the inner tank wall for less mess
- Empty weight of unit - 15 lbs.
- Full weight of unit - 45 lbs.
- 15 psi. max. air in tank no matter what compressor is set at for hopper gun
- Quick-Release top cap with pressure release pin easily removes for cleaning and filling
- Refill using a mud pump for maximum efficiency
- Sprays knockdown, popcorn, orange peel and splatter textures
- Minimum compressor requirement is 5.0 CFM at 40 psi.
- E400C for international customers only
- Sold 1 per inner pack/1 per outer pack



MADE IN
U.S.A.

U.S. Patent No. 7,997,511

ENFORCER
Portable Texture Sprayer

OTHERS



Lightweight



Heavy

Weight



Clean



Messy

Cleanliness



Quick & Easy



Awkward & Difficult

Filling

Portable Like a Hopper... Professional Like a Rig!

MARSHALLTOWN The Premier Line

EDI	Part#	Description
10400	E400	ENFORCER™
10460	E400C	ENFORCER™ w/ international conversion coupler
10145	E400NB	ENFORCER™ w/o backpack

The ENFORCER™ Replacement Parts

- Prior to each use of the ENFORCER™ check all connections and check for worn parts
- Use only official ENFORCER™ replacement parts for maximum product life

ENFORCER
Portable Texture Sprayer



MARSHALLTOWN The Premier Line

EDI	Part#	Description	Inner/Outer
10146	10146	Bottom Cap	1/1
10401	10401	Backpack Assembly	1/1
10402	10402	Piston Assembly	1/1
10403	10403	Top Cap Assembly	1/1
10404	10404	Pneumatic Assembly	1/1
10406	10406	Mud Hose Kit	1/1
10407	10407	Filling Hose Kit	1/1
10408	10408	Top Cap Bolt Set (set of 4)	4/1
10409	10409	Mud Hose Barbed Fitting	1/1
10410	10410	Total Hose Kit	1/1
10411	10411	Repl. Backpack Tank Straps	1/1
10412	10412	Sharpshooter 2.0 Repl. Plug	1/1
10413	10413	Seal Kit	1/1
10415	10415	Replacement Caps (2)	2/1

30" Open Tote

- Holds up to 80 lbs. (36 kgs)
- Sturdy polyester and aluminum construction
- Adjustable shoulder strap
- Inner and outer pockets to hold all of your **MARSHALLTOWN** tools*
- Works great with our ENFORCER™
- Sold 1 per inner pack/1 per outer pack



*Tools not included

MARSHALLTOWN The Premier Line

EDI	Part#	Size-in.	Size-mm
10388	TOTE30	30	762

To order: Phone: 800-888-0127 • Fax: 800-477-6341 • Visit our Website at www.MARSHALLTOWN.com

DRYWALL - PLASTERING - PAINT SUNDRY - WALLCOVERING TOOLS

DuoFlex® Dual Function Air Compressor

- Oil-less, direct drive pump
- Single stage
- Two air outlets; 1 for air tools, 1 for hopper guns
- 2 hp, 14.2 amp (115V)
- Capacitor start and capacitor run motor for long life
- 50' (15.24M) air hose included with HC127A, HC128A, HC129A & HC130A
- 1000 hour pump life
- Air delivery: Minimum 8.3 cfm @ 40 psi
Minimum 6.1 cfm @ 90 psi
- UL and CSA approved
- One year warranty
- Compressor with gun weighs 72 lbs.
- Sold 1 per inner pack/1 per outer pack



MADE IN U.S.A.

HC125A



See Video

DuoFlex® Air Compressor available alone or with any of these Hopper Guns



HC130A



HC128A



HC127A



HC129A

Compressor hose and coupling set:

- For DuoFlex® air compressor
- Includes one 50' X 3/8" (15.24M X 10mm) i.d. hose and one coupling set
- Sold 1 per inner pack/4 per outer pack



HOS308

MADE IN U.S.A.

MARSHALLTOWN The Premier Line

EDI	Part#	Description
10341	HC130A	Compressor w/SS20
16377	HC128A	Compressor w/693
16378	HC127A	Compressor w/HG692
16034	HC129A	Compressor w/HG577
16369	HC125A	Compressor Only
16308	HOS308	50' (15.24M) Air Hose & Coupler

Compressor Air Filter Kit

- For DuoFlex® air compressor
- Four filters per bag
- Sold 1 per inner pack/10 per outer pack




MADE IN U.S.A.

MARSHALLTOWN The Premier Line

EDI	Part#	Size-in.	Size-mm
16309	FIL309	N/A	N/A

Compressor Hinge Repair Kit

- For DuoFlex® air compressor
- Includes two hinges, one bolt w/washer, two lockwasher nuts, one knob clamp and two machine screws
- Sold 1 per inner pack/6 per outer pack



MADE IN U.S.A.

MARSHALLTOWN The Premier Line

EDI	Part#	Size-in.	Size-mm
16307	HNG307	N/A	N/A

Compressor Piston Repair Kit

- For DuoFlex® air compressor
- Kits include a cylinder, piston, cylinder o-ring and a head o-ring
- Sold 1 per inner pack/6 per outer pack



MADE IN U.S.A.

MARSHALLTOWN The Premier Line

EDI	Part#	Size-in.	Size-mm
16299	PC299	N/A	N/A

Compressor Relief Valve Kit

- For DuoFlex® air compressor
- Sold 1 per inner pack/6 per outer pack



MADE IN U.S.A.

MARSHALLTOWN The Premier Line

EDI	Part#	Size-in.	Size-mm
16569	RV569	N/A	N/A

SharpShooter® 2.0

- New adjustment knob allows a full trigger pull at any spray setting
- Tick marks located on both sides of gun to indicate knob setting
- Spring plunger under orifice plate indicates when orifice is centered over nozzle
- Sold 1 per inner pack/1 per outer pack

SHARPSHOOTER 2.0
Drywall Hopper Gun

SHARPSHOOTER 2.0
Drywall Hopper Gun



Trigger flow control



Trigger lock



Soft grip handle and trigger



ENFORCER™ compatible



45° Angle Adapter Included



New Hopper Design!



See Video

For Spraying Acoustics, Drywall Mud, Silica Sand with Primer, Waterproofing, Concrete Overlays, and Most Other Gravity Fed Materials



MARSHALLTOWN The Premier Line

EDI	Part#	Description	Size-in.	Size-mm
10338	SS20	Hopper Gun	N/A	N/A
16359	797	Hopper Only	N/A	N/A
10339	SS20G	Gun Only	N/A	N/A

To order: Phone: 800-888-0127 • Fax: 800-477-6341 • Visit our Website at www.MARSHALLTOWN.com

DRYWALL - PLASTERING - PAINT SUNDRY - WALLCOVERING TOOLS

SharpShooter® I Hopper Gun

- Specially formulated nylon gun
- Seven orifice sizes with tubular design for reduced overspray and greater texture variety
- Knurled knobs let you adjust the orifice plate without wrenches
- Tight sealing flow shutoff prevents leakage
- Angled hopper adapter allows hopper to remain level while spraying floors and ceilings
- Gun features a handy air control valve which allows flow control at the gun instead of at the pump
- Easy pull swing trigger for greater control and less fatigue
- Adjustable trigger stop for consistency of pattern
- Hopper with seamless corner design eliminates material build-up and reduces clogging
- Plastic hopper capacity is approximately 2 gallons (7.57 liters)
- Sold 1 per inner pack/1 per outer pack



MADE IN
U.S.A

MARSHALLTOWN The Premier Line

EDI	Part#	Description	Size-in.	Size-mm
16356	693	Hopper Gun	N/A	N/A
16359	797	Hopper Only	N/A	N/A
16373	G695	Gun Only	N/A	N/A

SprayMate™ Hopper Gun

- High impact, thermoplastic gun housing
- Nine orifice sizes that create the most popular texture patterns
- Knurled knobs let you adjust the orifice plate without wrenches
- Gun features a handy air control valve which allows flow control at the gun instead of at the pump
- All metal internal parts of exceptional quality
- Hopper cover provides the ability to keep material from falling out of the hopper and will slow down the drying process of drywall mud when not in use
- Lid can be placed in front or back orientation which allows for spraying ceilings or floors
- Plastic hopper capacity is approximately 2 gallons (7.57 liters)
- Sold 1 per inner pack/1 per outer pack



Two piece hopper lid included

MADE IN
U.S.A

QLT[™]-MARSHALLTOWN

EDI	Part#	Description	Size-in.	Size-mm
14582	HG692	Hopper Gun	N/A	N/A
14585	H724	Hopper Only	N/A	N/A
14586	G725	Gun Only	N/A	N/A

QuickShooter™ Hopper Gun

- Durable plastic hopper with handle
- Three air nozzle sizes
- Rugged die-cast aluminum gun body
- Adjustable material control
- Easy squeeze trigger with lock
- Air flow regulator valve with quick connector
- Hopper cover provides the ability to keep material from falling out of the hopper and will slow down the drying process of drywall mud when not in use
- Sold 1 per inner pack/4 per outer pack, G578
sold 1 per inner pack/1 per outer pack



QLT[™]-MARSHALLTOWN

EDI	Part#	Description	Size-in.	Size-mm
14577	HG577	Hopper Gun	N/A	N/A
14608	H608	Hopper Only	N/A	N/A
14578	G578	Gun Only	N/A	N/A

Hopper Gun Cleaning Kit

- Can be used to clean any hopper gun
- Contains: (size is length of brush and handle)
1-6" (152mm) brass brush
1-6⁷/₈" (175mm) brass brush
1-7" (178mm) nylon brush
1-3⁷/₈" (98mm) precision twisted mini brush
- Sold 6 per inner pack/6 per outer pack



QLT[™]-MARSHALLTOWN

EDI	Part#	Size-in.	Size-mm
14285	14285	N/A	N/A

Hopper Gun Stand

- Stabilizes hopper gun when on a solid surface
- One person easy loading
- Made of zinc plated steel rod
- Sold 1 per inner pack/6 per outer pack



QLT[™]-MARSHALLTOWN

EDI	Part#	Size-in.	Size-mm
16634	HS634	N/A	N/A

45° Angled Hopper Adapter

- Allows hopper to remain level while spraying floors and ceilings
- Offers 90° of spraying mobility
- For use with our 693 SharpShooter® I, SS20 SharpShooter® 2.0 and HG692 SprayMate®
- Sold 1 per inner pack/12 per outer pack



QLT BY MARSHALLTOWN

EDI	Part#	Size-in.	Size-mm
16229	RK299	N/A	N/A

Hopper Flex Connector

- Allows hopper to remain level while spraying floors and ceilings
- Flexible spraying mobility
- For use with our 693 SharpShooter® I, SS20 SharpShooter® 2.0 and HG692 SprayMate®
- Sold 1 per inner pack/6 per outer pack



MARSHALLTOWN The Premier Line

EDI	Part#	Size-in.	Size-mm
15244	FC244	N/A	N/A

SharpShooter® 2.0 Repair Kit

- Contains:
 - Trigger
 - E-clip
 - Rubber Boot
 - Adjustment Knob
 - Orifice Plate
 - Mix Nozzle
 - Center Knob
 - Replacement Cap
- For use with our SS20 SharpShooter 2.0
- Sold 1 per inner pack/1 per outer pack



MADE IN U.S.A

MARSHALLTOWN The Premier Line

EDI	Part#	Size-in.	Size-mm
10340	SS20RK	N/A	N/A

SharpShooter® I Repair Kit

- Includes one orifice plate, center knob, knurled knob, rubber boot, trigger, e-clip, transfer bar and nozzle
- For use with our 693 SharpShooter® I
- Sold 1 per inner pack/1 per outer pack



MADE IN U.S.A

MARSHALLTOWN The Premier Line

EDI	Part#	Size-in.	Size-mm
16374	RK696	N/A	N/A

SprayMate® Repair Kit

- Includes two knurled knobs, an orifice plate, rubber boot and rubber mix nozzle
- For use with our HG692 SprayMate®
- Sold 1 per inner pack/1 per outer pack



MADE IN U.S.A

MARSHALLTOWN The Premier Line

EDI	Part#	Size-in.	Size-mm
16355	794A	N/A	N/A

QuickShooter™ Repair Kits

- **12107** Nozzle Kit Contains:
 - (1) Retaining Ring
 - (1) 4.0mm Fluid Nozzle
 - (1) 6.0mm Fluid Nozzle
 - (1) 8.0mm Fluid Nozzle
- **12108** O-Ring Kit Contains:
 - (4) O-Ring 10.82 X 1.78mm
 - (1) O-Ring 9.25 X 1.78mm
 - (2) O-Ring 35 X 3mm
- **12114** Fluid Control Kit Contains:
 - (1) O-Ring 9.25 X 1.78mm
 - (1) Fluid Control Knob Body
 - (1) Washer
 - (1) Spring
 - (1) Screw
- **12115** Air Regulation Kit Contains:
 - (1) O-Ring 11.5 X 1.5mm
 - (1) Air Inlet Nipple
 - (1) Air Regulator
 - (1) Brass Elbow
 - (1) Quick Disconnecter
- **12116** Trigger Kit Contains:
 - (1) Bail Trigger
 - (1) Gun Trigger
 - (2) E-Rings
 - (1) Trigger Pin
- **12117** Gun Body Kit Contains:
 - (1) Gun Body
- **12118** 45° Elbow Kit Contains:
 - (1) Hopper Clip
 - (1) 45° Elbow
- **12119** Needle Kit Contains:
 - (1) Nut Guide
 - (1) Gun Needle
 - (1) Cage
- Sold 1 per inner pack/1 per outer pack, sold 1 per inner pack/12 per outer pack where noted with *



QLT BY MARSHALLTOWN

EDI	Part#	Description
12107	12107*	Nozzle Kit
12108	12108*	O-Ring Kit
12114	12114	Fluid Control Kit
12115	12115	Air Regulation Kit
12116	12116	Trigger Kit
12117	12117	Gun Body
12118	12118	45° Elbow
12119	12119	Needle Kit

Skywalker Stilts® 2.1

- Calf cuff ratchet system to comfortably fit any size leg
- Ratchet ankle adjustment and locking toe strap ensure a tight comfortable fit
- New & improved composite footplate, reinforced with aluminum truss
- Flip and switch system allows for quick height adjustment
- Fully adjustable ankle spring allows for a more natural walking motion
- Durable rubber sole allows for longer life and better traction
- 225 lbs load limit
- Sold 1 per inner pack/1 per outer pack



NEW & IMPROVED
COMPOSITE FOOTPLATE



See Video



Ratchet system



Flip and switch system



Strong calf cuff design



U.S. Patent No. 7,981,008

MARSHALLTOWN The Premier Line

EDI	Part#	Size-in.	Size-mm
18590	SKY2115	15-23	381-584
18591	SKY2118	18-30	460-760
18592	SKY2124	24-40	610-1016

Skywalker Stilts® 2.1 Replacement Parts

- C902 and FS903 replacement packs include left and right replacement parts
- CS925 fits only older style cuff with screw attachments for strap (not compatible with new rivet style)
- Sold 1 per inner pack/1 per outer pack



MARSHALLTOWN The Premier Line

EDI	PART#	Description
14902	C902	Calf Cuff Replacement (Pair)
14903	FS903	Foot Strap Replacement Pack (2.0 Design)
14904	CB904	Calf Cuff Replacement Bolts
14905	FP905	Foot Plate/Outer Sole - SW215 & SW218
14926	FP224	Foot Plate/Outer Sole - SW224
14906	AB906	Ankle Bushing
14907	SP907	Spring Set (Single)
14929	SC929	Spring Cover
14945	LL945	Lower Lock Assembly
19004	21CP	Replacement Cuff Post
19015	21FSP	2.1 Replacement Foot Strap Pads
18995	21FS903	2.1 Foot Strap Replacement Pack
18996	21UFBL	2.1 Complete Upper Foot Base Assembly - Left
18997	21UFBR	2.1 Complete Upper Foot Base Plate Assembly - Right
18998	21UFBK	2.1 Replacement Upper Foot Base Plate Kit
18999	21HC	2.1 Heel Cup Replacement
19000	21CCB	2.1 Replacement Calf Cuff Brackets
19001	21ECBL	2.1 Extrusion Clamp Bracket - Left
19002	21ECBR	2.1 Extrusion Clamp Bracket - Right
19003	21UFBHDW	2.1 Upper Foot Base Hardware Kit
19005	21HLCL	2.1 Height Lock Collar Replacement - Left
19006	21HLCR	2.1 Height Lock Collar Replacement - Right
19007	21LAL	2.1 Lock Assembly Replacement - Left
19008	21LAR	2.1 Lock Assembly Replacement - Right
19009	21LE15L	SKY2115 Leg Extrusion Assembly - Left
19010	21LE15R	SKY2115 Leg Extrusion Assembly - Right
19011	21LE18L	SKY2118 Leg Extrusion Assembly - Left
19012	21LE18R	SKY2118 Leg Extrusion Assembly - Right
19013	21LE24L	SKY2124 Leg Extrusion Assembly - Left
19014	21LE24R	SKY2124 Leg Extrusion Assembly - Right

Skywalker Stilts® 1.0

- Heavy gauge overlapping aluminum leg tubes
- Padded calf brace
- Dual spring action
- Adjustable metal buckle straps and adjustable heel plates already attached
- 225 lb. load limit
- Sold 1 per inner pack/4 per outer pack



Padded Calf Brace



Dual Spring Action



Heavy Gauge Overlapping Aluminum Leg Tubes



QLT BY MARSHALLTOWN

EDI	Part#	Size-in.	Size-mm
16658	ST18	18-30	457-762
16659	ST24	24-40	610-1016

Part Kits for Skywalker Stilts® 1.0

- Part kits fit both **ST18** and **ST24**
- Individual replacement parts available
- Replacement parts for the discontinued **SW18** & **SW24** stilts are available- please contact customer service or visit our website for details
- Sold 1 per inner pack/1 per outer pack
- **SA45** Includes:
 - (4) 1/4" - 20 Locknuts
 - (8) Flat Washers
 - (4) 1/4" - 20 Hex Nuts
 - (4) Spring Adjusters
 - (2) Upper Coil Springs (Black)
 - (8) Nylon Bearings
 - (8) #8 - 3/8" Self Thread Screws
 - (2) Spring Dividers
 - (2) 1/4" - 20 X 7 7/8" Threaded Studs
 - (2) Lower Coil Springs (Zinc)
- **RS52** Includes:
 - (2) Calf Straps
 - (2) Ankle Straps
 - (2) Toe Straps
 - (8) Washers
 - (8) Screws
- **WB61** Includes:
 - (4) Wing Bolts with Washers
- **RS64** Includes:
 - (4) Soles
 - (16) Screws

QLT BY MARSHALLTOWN

EDI	Part#	Description	Size-in.	Size-mm
16315	SA45	Spring Assembly Kit	N/A	N/A
16316	RS52	Replacement Strap Kit	N/A	N/A
16317	WB61	Wing Bolt Kit	N/A	N/A
16318	RS64	Replacement Sole Kit	N/A	N/A

Replacement Parts for Skywalker Stilts® 1.0

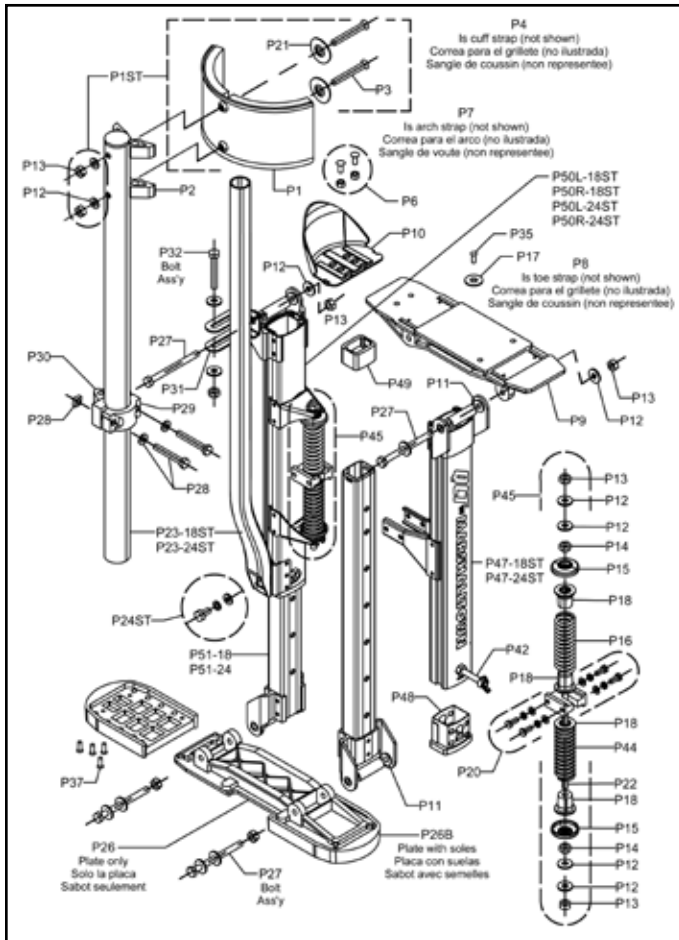
- Sold 1 per inner pack/1 per outer pack

QLT BY MARSHALLTOWN

EDI	Part#	Description
16470	P1	Leg Band
16698	P1ST	Leg Band Assembly
16471	P2	Band Spacer
16696	P3	1/4"-20 X 2" (6-20 X 51mm) Screw
16472	P4	Leg Strap
16496	P6	Machine Screw
16475	P7	Arch Straps
16476	P8	Toe Straps
16477	P9	Foot Plate
16478	P10	Heel Bracket
11670	P11	Leg Bearing
11671	P12	1/4" (6mm) Flat Washer
11672	P13	1/4" (6mm) Nylon Insert Lock Nut
11673	P14	1/4" (3mm)-20 Hex Nut
16479	P15	Spring Adjuster
16480	P16	Upper Coil Spring
11674	P17	Strap Mounting Washer
11675	P18	Nylon Spring Bearing
16481	P20	Spring Divider
16700	P21	Leg Band Washer
11677	P22	1/4 X 7 7/8" (3 X 200mm) Stud
16676	P23-18ST	1" (25mm) o.d. lw. strut tube-ST18
16678	P23-24ST	1" (25mm) o.d. lw. strut tube-ST24
16680	P24ST	1/4"-20 X 1 1/2" (6-20 X 13mm) Hex Head Bolt, Flat Washer, Lock Washer
11681	P26	Nylon Floor Plate - Plate Only
16482	P26B	Floor Plate w/Soles
11682	P27	1/4"-20 X 3" (6-20 X 76mm) Cap Screw
11683	P28	1/4"-20 X 2" (6-20 X 51mm) Cap Screw
11684	P29	Rnd-Lock Front Tube Clamp
11685	P30	Rnd-Lock Back Tube Clamp
11686	P31	Metal Clamp Bracket
11687	P32	1/4"-20 X 1 3/4" (6-20 X 44mm) Cap Screw
11688	P35	Strap Mounting Screw
11689	P37	Sole Mounting Screw
16485	P42	Wing Bolt
16486	P44	Lower Coil Spring
16487	P45	Spring Assembly
16488	P46	Soles w/Screws
16682	P47-18ST	Fwd. Adj. Leg Extr.-ST18
16684	P47-24ST	Fwd. Adj. Leg Extr.-ST24
16489	P48	Lrg. Sleeve
16490	P49	Sml. Sleeve
16686	P50L-18ST	Left Rr. Out. Leg Extr.-ST18
16688	P50L-24ST	Left Rr. Out. Leg Extr.-ST24
16690	P50R-18ST	Right Rr. Out. Leg Extr.-ST18
16692	P50R-24ST	Right Rr. Out. Leg Extr.-ST24
16494	P51-18	Extension Tube
16495	P51-24	Extension Tube

(See next page for a breakdown of replacement parts and kits)

Schematic for Skywalker Stilts® 1.0



Drywall Panel Lift

- Lifts sheets of drywall up to 11' (3.35M) ceilings
- Lifting capacity of 150 lbs.
- Cradle can support up to 4 x 16' (1.22 x 4.88M) sheets
- Cradle tilts for attaching sheets to sloped ceilings or side walls
- 34" (864mm) loading height
- Can easily be assembled and operated by 1 person
- Built-in brake to prevent free falls
- Breaks down to 3 pieces for easy transport
- Sold 1 per inner pack/1 per outer pack



QLT BY MARSHALLTOWN

EDI	Part#	Size-Ft.	Size-M
12421	PL11C	11	3.35

Aluminum Work Bench

- High strength aluminum alloy construction
- E-Z lock height slide for quick effortless adjustments
- Bench height adjustable from 18 to 30" in 2" increments (457 to 762mm in 51mm increments)
- Folds up and locks shut
- Rubber feet to prevent slipping
- Maximum load 500 lbs.
- Sold 1 per inner pack/1 per outer pack



QLT BY MARSHALLTOWN

EDI	Part#	Size-in.	Size-mm
13700	WB700	48 X 9 1/2	1219 X 241

Aluminum Work Bench Extension Legs

- High strength aluminum alloy construction
- Fits WB700 Aluminum Work Bench
- Two additional crossbar/rungs included (not pictured)
- Legs adjust from 33 to 44" in 2" increments (838 to 1143mm in 51mm increments)
- Sold 1 per inner pack/1 per outer pack



QLT BY MARSHALLTOWN

EDI	Part#	Size-in.	Size-mm
13701	EL701	33-44	838-1118

PanelLift®

- Lift can easily be assembled and operated by 1 person
- Load capacity is 150 lbs.
- Maximum height with no extensions is 11' (3.35M)
- 6' (1.83M) telescoping extension allows for a maximum height of 15' (4.57M)
- Cradle can support up to 4 X 16' (1.22 X 4.88M) sheets
- Legs fold inward to fit through a standard doorway, even when loaded
- **WARNING:** Extensions are not intended to be used together
- Sold 1 per inner pack/1 per outer pack



MADE IN U.S.A.

MARSHALLTOWN The Premier Line

EDI	Part#	Description	Size-in.	Size-mm
14009	DPL11	PanelLift®	72	1829
14010	DPLE72	Extension w/cable	72	1829

Spray Shield

- High quality aluminum shield is easy to clean
- One-piece construction with 1/2" (13mm) lip to catch drips
- Hardwood handle measures 17" (432mm) long
- Sold 6 per inner pack/6 per outer pack



MADE IN
U.S.A.

MARSHALLTOWN The Premier Line

EDI	Part#	Size-in.	Size-mm
14319	2536	36 X 9 1/2	914 X 242

Aluminum Spray Shield

- Corrosion resistant aluminum blades, with a rigid plastic backer, are lightweight and easy to clean
- Front and back run-off lips direct paint away from handle
- Can be used during wall texturing applications
- Comfortable 18" (432mm) plastic handle
- Sold 6 per inner pack/6 per outer pack



2633

QLT BY MARSHALLTOWN

EDI	Part#	Size-in.	Size-mm
12633	2633	24	610
12634	2634	36	914
12635	2635	48	1219
12636	2636	60	1524

Plastic Spray Shield

- Flexible polystyrene blades, with a rigid plastic backer, are lightweight and easy to clean
- Front and back run-off lips direct paint away from handle
- Comfortable 18" (432mm) plastic handle
- Sold 6 per inner pack/6 per outer pack



2629

QLT BY MARSHALLTOWN

EDI	Part#	Size-in.	Size-mm
12629	2629	24	610
12630	2630	36	914
12631	2631	48	1219
12632	2632	60	1524

Door Painting Stands

- Used to stand-up and brace multiple doors for easier painting
- Galvanized steel plate attaches easily with a mallet or hammer
- Unique screw-hole allows for a sturdier connection
- 6 stands per set
- Sold 1 set per inner pack/6 sets per outer pack



MARSHALLTOWN The Premier Line

EDI	Part#	Size-in.	Size-mm
16079	16079	N/A	N/A

Resealable Zipper Doorway

- Creates entryway that can be opened and closed
- Adhesive backed zippers stick to plastic used to seal off room
- Plastic not included
- Creates 7ft tall doorway
- Pack includes 2 adhesive backed zippers
- Sold 1 per inner pack /1 per outer pack




QLT BY MARSHALLTOWN

EDI	Part#	Size-in.	Size-mm
18386	DBZ	3/4 X 8 1/4	19 X 209

Bucket Opener

- Sturdy molded plastic
- Removes 5-gallon plastic pail lids quickly and easily
- Sold 6 per inner pack/24 per outer pack



MADE IN
U.S.A.

QLT BY MARSHALLTOWN

EDI	Part#	Size-in.	Size-mm
19662	E740	3/4 X 8 1/4	19 X 209

Can Opener

- Quart and gallon can/bottle opener
- Sold 50 per inner pack/outer pack



MADE IN
U.S.A.

QLT BY MARSHALLTOWN

EDI	Part#	Size-in.	Size-mm
19541	E14	4 $\frac{1}{2}$	124

Pot Hooks

- Swivel pot hook allows pot to seek level
- Snaps onto paint pot
- Secure on ladders, eaves, troughs or any convenient place
- E383 sold 12 per inner pack/144 per outer pack; E385 sold 2 per card/12 cards per inner/outer pack



MADE IN
U.S.A.

MARSHALLTOWN The Premier Line

EDI	Part#	Description	Size-in.	Size-mm
19620	E383	Swivel Pot Hook	6	152
19622	E385	Side Rail Pot Hook	7 $\frac{1}{4}$	197

Paint Brush Comb

- Recommended by most brush manufacturers for maintaining maximum brush performance
- Comb through brush bristles to clean and straighten before storage
- High density polyethylene handle will not absorb water or solvents
- Redesigned with roller cleaner
- E6121 come carded; sold 12 per inner pack/12 per outer pack
- E6125 sold 12 per inner pack/144 per outer pack



QLT BY MARSHALLTOWN

EDI	Part#	Size-in.	Size-mm
19773	E6121	N/A	N/A
19774	E6125	N/A	N/A

DuraSoft® Scraper

- Accepts standard single edge razor blades
- Durasoft® handle for increased comfort and reduced fatigue
- Comes with 10 replacement blades
- One display box contains 8 individually packaged knives
- Sold 12 per inner pack/48 per outer pack



MARSHALLTOWN The Premier Line

EDI	Part#	Size-in.	Size-mm
19074	9074	6	152

Double Ended Window Tool

- Chisel side to remove putty and caulk for a clean start
- Use the chisel side to apply new compound
- V-shaped side to pack and shape the caulk or putty
- Sold 12 per inner pack/144 per outer pack



QLT BY MARSHALLTOWN

EDI	Part#	Size-in.	Size-mm
16140	16140	N/A	N/A

Razor Blades

- Fits knives 9055, 9056 and 9074
- Merchandiser holds 2 display boxes (40 packs of 5 blades)
- Inner/outer pack quantities are shown in table



QLT BY MARSHALLTOWN

EDI	Part#	Description	Size	Inner/Outer
19625	E397	Pkg. of 100 Blades	N/A	10/50
19626	E398	2 Packs of 5 Blades	N/A	10/200
19627	E399	Blade Merchandiser	N/A	1/1

Metal Razor Blade Scraper

- Soft grip strips provide comfortable and sure gripping surface
- Strong metal frame
- Blade locks into position for safety
- Retractable thumb-push design
- Packed with 5 blades
- One display box contains 12 scrapers
- Uses E397, E398 and E399 razor blades
- Sold 1 per inner pack/12 per outer pack



QLT BY MARSHALLTOWN

EDI	Part#	Size-in.	Size-mm
19055	9055	4	102

Mini Razor Blade Scraper

- Removes coatings, paint and stickers from glass, mirrors or windshields
- Accepts standard single edge razor blades
- Includes one blade
- One display box contains 24 scrapers
- Uses E397, E398 and E399 razor blades
- Sold 1 per inner pack/20 per outer pack



QLT BY MARSHALLTOWN

EDI	Part#	Size-in.	Size-mm
19056	9056	2	51

Refinishing Tool

- Made of solvent resistant plastic
- Used for scraping and removing chemically dissolved paint
- Beveled points on sides of blade for tight crevices
- Sold 24 per inner pack/24 per outer pack



MADE IN
U.S.A

MARSHALLTOWN The Premier Line

EDI	Part#	Size-in.	Size-mm
10855	10855	N/A	N/A

Bent Blade Scraper

- Thick tempered blade with a sharp edge
- Blade is angled at 20° for easier paint removal
- Hardwood handle
- Scraper works equally well with heat guns or chemical removers
- Sold 24 per inner pack/96 per outer pack



QLT^{BY} MARSHALLTOWN

EDI	Part#	Size-in.	Size-mm
16748	BS748	3 X 12	76 X 305

Threaded Handle Scrapers

- 5³/₄" (146mm) ACME threaded handle fits all standard extension poles (see page 182 for options)
- Steel ferrule reinforces the joint for reliable overhead work
- High polished stainless steel blade
- Polypropylene handle contoured for easy grip
- E90 sold 12 per inner pack/72 per outer pack, E91 sold 12 per inner pack/72 per outer pack




QLT^{BY} MARSHALLTOWN

EDI	Part#	Description	Size-in.	Size-mm
19567	E90	Straight	3 X 10 ¹ / ₄	76 X 260
19568	E91	Bent	3 X 10	76 X 254

Floor Scraper

- 60" (1524mm) steel handle welded to angle iron bracket
- Diameter of handle is 1¹/₈" (28mm)
- Blade is made of heavy gauge spring steel
- Plastic grip on handle to protect hands
- Sold 6 per inner pack/6 per outer pack



MADE IN
U.S.A

MARSHALLTOWN The Premier Line

EDI	Part#	Description	Size-in.	Size-mm
12127	420	Floor Scraper	9 X 4 ¹ / ₂	229 X 114
12129	420B	Replacement Blades	9 X 4 ¹ / ₂	229 X 114
16453	720	14" Floor Scraper	14 X 4 ¹ / ₂	356 X 114
16454	720B	Replacement Blade	14 X 4 ¹ / ₂	356 X 114
16398	820	20" Floor Scraper	20 X 4 ¹ / ₂	508 X 114
16399	820B	Replacement Blade	20 X 4 ¹ / ₂	508 X 114

T-Handled Floor Scraper

- All steel construction
- 54" (1372mm) long T-handle
- Heavy duty construction
- Removes many types of floor coverings from a variety of floors
- Inner/Outer Pack quantities listed in table




QLT^{BY} MARSHALLTOWN

EDI	Part#	Description	Size-in.	Size-mm	Inner/Outer
12504	THS7	Scraper w/ Blade	54 x 7	1372 x 178	1/6
12506	THS7B	7" Repl. Blade	7 x 3	178 x 76	24/120
12507	THS10B	10" Repl. Blade	10 x 3	254 x 76	24/96

Floor Scrapers

- For more floor scrapers see pages 221-223



4" Wall and Floor Scrapers

- 4" replaceable blade
- Strips and removes wallpaper, paint, and varnish
- Offset blade for optimum scraping angle
- Use for cleaning glass, tile, and floors
- Use 17476 Replacement Blades
- Replacement Blades contains 5 blades
- Caution: Blades very sharp, handle with care
- Inner/Outer quantities shown in table



QLT BY MARSHALLTOWN

EDI	Part#	Description	Handle	Inner/Outer
17473	WFS45	Scraper	5" (127mm)	25/100
17474	WFS49	Scraper	9" (229mm)	12/72
17475	WFS448	Scraper	48" (1219mm)	12/36
17476	17476	Repl. Blades	N/A	25/400

Heavy Duty Scrapers

- Sharp 4" (102mm) wide blade for stripping hard to remove floor covering and adhesives
- Heavy duty aluminum construction
- Double sided, hardened steel blade
- Easy to replace blade
- Scraper size refers to handle length
- Inner/outer pack quantities shown in table



MARSHALLTOWN The Premier Line

EDI	Part#	Description	Size-in.	Size-mm	Inner/Outer
10467	SC412	Scraper	12	305	6/24
10468	SC418	Scraper	18	457	6/30
10469	SC448	Scraper	48	1219	6/18
10470	SCBLADE	Repl. Blade	4	102	10/100

Wood Handled Paint Scrapers

- Can be used on wood or paint
- For easy removal of paint or other finishes
- Blade is easily replaced
- Replacement blades sold 2 per card
- Inner/Outer pack quantities listed in table



QLT BY MARSHALLTOWN


EDI	Part#	Size-in.	Size-mm	Inner/Outer
11044	PS1W1	1	25	6/72
11045	PS112W2	1 1/2	38	6/72
11046	PS212W2	2 1/2	64	6/72

Replacement Blades

EDI	Part#	Size-in.	Size-mm	Inner/Outer
11047	PS1WRB	1	25	24/144
11048	PS112WRB	1 1/2	38	24/144
11049	PS212WRB	2 1/2	64	12/144

Soft Grip Paint Scrapers

- Can be used for wood or paint
- For easy removal of paint or other finishes
- Soft grip handle
- 2 or 4 edged blade
- Replacement blades available
- Inner/Outer pack quantities listed in table



QLT BY MARSHALLTOWN

EDI	Part#	Size-in.	Size-mm	Inner/Outer
11051	PS1S2	1	25	6/72
11052	PS112S2	1 1/2	38	6/72
11053	PS212S2	2 1/2	64	6/72
11050	PS212S4	2 1/2	64	4/24
11054	PS3S4	3	76	4/24

Replacement Blades

EDI	Part#	Size-in.	Size-mm	Inner/Outer
11055	PS1SRB	1	25	24/144
11056	PS112SRB	1 1/2	38	24/144
11057	PS212S2RB	2 1/2	64	12/144
11058	PS212S4RB	2 1/2	64	12/144
11059	PS3S4RB	3	76	12/144

Soft Grip Carbide Scrapers

- Lasts 10 times longer than hardened steel
- Contoured soft grip handle
- Capped end unscrews for extra blade storage and is ACME threaded for broom handle attachment
- Scrapers sold 1 per inner pack/12 per outer pack
- E341 blades come six per pack; E343 and E345 come ten per pack, all sold 1 pack per inner pack/1 per outer pack



QLT BY MARSHALLTOWN

EDI	Part#	Description	Size-in.	Size-mm
14367	367	Scraper	1	25
14368	368	Scraper	2	51
14369	369	Scraper w/Knob	2½	64
19939	E341	Repl. Blades for 367	1	25
19934	E343	Repl. Blades for 368	2	51
19941	E345	Repl. Blades for 369	2½	64

Molding Scraper

- High quality detail scraper
- Designed to scrape molding contours, carved woodwork and cracks/seams
- Also used for shutters, eaves, doors, boats... you name it
- 9" (229mm) handle balanced for a variety of blades
- E9483 sold 6 per inner pack/72 per outer pack, E1241 sold 6 per inner pack/72 per outer pack, replacement blades sold 1 per card/12 cards per inner pack/12 cards per outer pack



Triangle
*Available in two sizes

Shield

Cyma

Half Ogee

Panel

Ogee

MADE IN U.S.A

MARSHALLTOWN The Premier Line

EDI	Part#	Description	Size-in.	Size-mm
19483	E9483	Scraper w/7 Blades	9	229
19691	E1241	Scraper w/ E1242	2¼ X 9	64 X 229
19692	E1242	Triangle Blade	2¼	64
19693	E1243	Triangle Blade	3	76
19694	E1244	Ogee Blade	N/A	N/A
19695	E1245	Half Ogee Blade	N/A	N/A
19696	E1246	Panel Blade	N/A	N/A
19697	E1247	Cyma Blade	N/A	N/A
19484	E9484	Shield Blade	N/A	N/A

Wallpaper Stripper

- Heavy gauge die cast construction
- Razor sharp 4" (102mm) blade, angle mounted
- Ergonomic 13½" (343mm) handle
- E440 sold 6 per inner pack/6 per outer pack, E442 sold 10 per inner pack/10 per outer pack, E444 sold 1 per inner pack/1 per outer pack




MADE IN U.S.A

QLT BY MARSHALLTOWN

EDI	Part#	Description	Size-in.	Size-mm
19634	E440	Scraper	4	102
19635	E442	Pack of 5 Blades	N/A	N/A
19636	E444	Pack of 100 Blades	N/A	N/A

Tack Cloth

- Sticky material used to remove dust before painting, varnishing or staining
- Sold 1 per inner pack/72 per outer pack



MARSHALLTOWN The Premier Line

EDI	Part#	Size-in.	Size-mm
10472	TC472	18 X 36	457 X 914

Sharpening File

- Heavy, extra-fine high carbon steel
- Sharpen and/or reshape blades
- Ideal for scrapers, chisels, shears and mower blades
- Sold 12 per inner pack/12 per outer pack



MADE IN U.S.A

MARSHALLTOWN The Premier Line

EDI	Part#	Size-in.	Size-mm
19556	E38	¾ X 8	19 X 203

Triple Edge Knife

- Textured handle for better grip
- Used for taping, scraping and trimming
- Made of durable plastic
- Sold 30 per inner pack/30 per outer pack



MADE IN U.S.A

QLT BY MARSHALLTOWN

EDI	Part#	Size-in.	Size-mm
16290	TEK290	10 X 6	254 X 152

Wire Brushes

- Tempered spring steel or brass filaments
- Used for removing semi-dry concrete from tools and forms, asbestos removal, surface prep or chemical paint removal
- Sold 12 per inner pack/12 per outer pack



QLT[®] MARSHALLTOWN

EDI	Part#	Description	Size-in.	Size-mm	Bristle Size	Bristle Rows
19628	E404	Steel/28 ga.	7 ¹ / ₄ X 2 ¹ / ₄	184 X 57	3 ³ / ₄ " (44mm)	6 wide X 19 long
19629	E406	Brass/32 ga.	13 ³ / ₄ X 1	349 X 25	1 ¹ / ₈ " (29mm)	3 wide X 19 long
19630	E407	Steel/33 ga.	10 ¹ / ₄ X 1 ¹ / ₈	260 X 29	1 ¹ / ₈ " (29mm)	4 wide X 16 long
19631	E408	Steel/33 ga.	14 X 1 ¹ / ₈	356 X 29	1 ¹ / ₈ " (29mm)	4 wide X 18 long
19632	E409	Steel/28 ga. w/Scraper	11 X 1 ¹ / ₂	279 X 38	5 ⁵ / ₈ " (41mm)	4 wide X 10 long
19633	E410	Steel/33 ga. w/Scraper	14 X 1	356 X 25	1 ¹ / ₈ " (29mm)	3 wide X 19 long
16649	6649	Steel w/Scraper	10 X 1	254 X 25	1 ¹ / ₈ " (29mm)	4 wide X 16 long

Carbon Steel Wire Brush w/Scraper

- Domestic hardwood handle
- Tempered spring steel filaments
- Used for removing semi-dry concrete from tools and forms, asbestos removal, surface prep or chemical paint removal
- Bristle rows are 4 wide X 16 long
- Sold 1 per inner pack/12 per outer pack



MADE IN
U.S.A.

MARSHALLTOWN The Premier Line

EDI	Part#	Size-in.	Size-mm	Bristle Size
16518	6518	10 X 1	254 X 25	1 ¹ / ₈ " (29mm)

Stainless Steel Seam Rollers

- 1¹/₈" (29mm) head designed to push through commercial materials
- High density polyethylene core will not wear
- Resilient DuraSoft[®] handle provides a soft feel, reduces fatigue and offers excellent durability
- Sold 6 per inner pack/6 per outer pack



MADE IN
U.S.A.

MARSHALLTOWN The Premier Line

EDI	Part#	Description	Size-in.	Size-mm
19602	E225D	Flat	2	51
19603	E226D	Sidearm Flat	1 ¹ / ₂	38

Professional Gemstone Plastic Seam Rollers

- Preferred by professionals
- High density polyethylene head won't split or wear out-of-round
- Head individually machined for perfect concentricity and smooth running
- Wear resistant, outer pack hardened, plated axle and rust resistant frame
- Resilient DuraSoft[®] handle provides a soft feel, reduces fatigue and offers excellent durability
- Sold 6 per inner pack/6 per outer pack



E216D

MADE IN
U.S.A.

MARSHALLTOWN The Premier Line

EDI	Part#	Description	Size-in.	Size-mm
19600	E216D	Flat	2	51

Solid Rubber Seam Roller

- Medium firm rubber roller is versatile and rugged
- Use on string, grass cloth, expanded vinyl and embossed wallcovering
- Resilient DuraSoft[®] handle provides a soft feel, reduces fatigue and offers excellent durability
- Sold 6 per inner pack/6 per outer pack



MADE IN
U.S.A.

MARSHALLTOWN The Premier Line

EDI	Part#	Description	Size-in.	Size-mm
19560	E54D	Flat	2	51

Solid Maple Seam Rollers

- Polished hard maple roller for no-track seams and better hold
- Wear resistant, outer pack hardened, plated axle and rust resistant frame
- Resilient DuraSoft® handle provides a soft feel, reduces fatigue and offers excellent durability
- Sold 6 per inner pack/6 per outer pack



E98D

E83D



MARSHALLTOWN The Premier Line

EDI	Part#	Description	Size-in.	Size-mm
19571	E98D	Flat	1	25
19564	E83D	Flat	2	51

Economy Grade Seam Rollers

- Solid wood roller and oval handle
- Sturdy steel frame and axle
- For DIY paperhanging, arts/crafts and letterpress
- Sold 6 per inner pack/6 per outer pack



QLT BY MARSHALLTOWN

EDI	Part#	Description	Size-in.	Size-mm
19570	E97	Flat	1	25
19565	E84	Flat	2	51

Soft Grip Shears

- Soft grip handles
- Stainless steel blades
- For right or left handed cutting
- Sold 6 per inner pack/144 per outer pack



QLT BY MARSHALLTOWN

EDI	Part#	Size-in.	Size-mm
19482	E119	11	279

Heavy Duty Professional Shears

- Designed for 54" (1372mm) commercial wallcovering
- Bent handle shear
- Hot drop forged, plated
- Sold 1 per inner pack/1 per outer pack



QLT BY MARSHALLTOWN

EDI	Part#	Size-in.	Size-mm
19569	E96	10	254

DuraSoft® Razor Knife

- Ergonomically designed DuraSoft® razor knife for increased comfort and reduced fatigue
- Locking mechanism ensures blade is firmly locked in place, but can be changed quickly and easily
- Magnetic blade storage; holds 3 extra blades
- Uses most single edge razor blades
- Sold 6 per inner pack/24 per outer pack



MARSHALLTOWN The Premier Line

EDI	Part#	Size-in.	Size-mm
16657	R657	5 3/4	146

Razor Knife

- Metal frame holds standard single edge razor blade
- Soft grip handle for added comfort and increased grip
- One display box contains 12 knives
- Sold 1 display box per inner pack/12 display boxes per outer pack



QLT BY MARSHALLTOWN

EDI	Part#	Size-in.	Size-mm
19057	9057	6 1/4	158

Paste Brush

- 6" (152mm) wood handle
- 3/4" (19mm) thick with hanging hole
- 3 1/8" (79mm) white Tampico bristles, 2 rows
- Sold 12 per inner pack/12 per outer pack



MARSHALLTOWN The Premier Line

EDI	Part#	Size-in.	Size-mm
19705	E2002	N/A	N/A

Combination Graining Tool

- Solid molded plastic design
- Detachable handle and graining surface for easy cleaning
- Easy to simulate beautiful grain on wood and metal
- Instruction booklet included
- E6151 sold 6 per inner pack/6 per outer pack; E6151-1 comes in bulk of 150, sold 1 inner pack/outer pack



MARSHALLTOWN The Premier Line

EDI	Part#	Size-in.	Size-mm
19775	E6151	N/A	N/A
19529	E6151-1	N/A	N/A

Single Line Stripers

- Roll out permanent lines and stripes, easily and quickly on any smooth surface including paper, wood, glass and metal
- Works with paint, enamel, lacquer, bronze, even glue
- Equipped with adjustable line guide
- Use with straight edge, template or free hand
- Interchangeable wheel tip assemblies ranging in width from 1/64" to 1/4" (.4 to 6mm)
- Complete with easy-to-follow instructions
- Sold 6 per inner pack/6 per outer pack
- E1080 kit includes one single line striper and all eight interchangeable wheels, sold 6 per inner pack/6 per outer pack



Extra Wheel Tip Assemblies



MARSHALLTOWN The Premier Line

EDI	Part#	Size-in.	Size-mm
19664	E1001	1/64	.4
19665	E1002	1/32	.8
19666	E1003	3/64	1
19667	E1004	1/16	1.5
19668	E1005	5/64	2
19669	E1006	3/32	2.5
19670	E1007	1/8	3
19671	E1008	1/4	6
19680	E1080	N/A	N/A

Extra Wheel Tip Assemblies

EDI	Part#	Size-in.	Size-mm
19672	E1011	1/64	.4
19673	E1012	1/32	.8
19674	E1013	3/64	1
19675	E1014	1/16	1.5
19676	E1015	5/64	2
19677	E1016	3/32	2.5
19678	E1017	1/8	3
19679	E1018	1/4	6

Double Line Striper Kit

- Includes:
 - One double wheel striping tool
 - Six wheels: two 1/16" (.4mm), two 1/32" (.8mm), one 3/32" (2.5mm), one 1/4" (6mm)
 - Four spacers: two 1/16" (.4mm), one 1/32" (.8mm), one 3/32" (2.5mm)
 - Extra washer
 - Extra 1/2 oz. bottle
 - Self-storing plastic tray-carded and blister packed with instructions
- Sold 6 per inner pack/6 per outer pack



MARSHALLTOWN The Premier Line

EDI	Part#	Size-in.	Size-mm
19681	E1100	N/A	N/A

Line Striper Accessories

- E1202 & E1203 come two per card; sold 6 cards per inner pack/6 cards per outer pack
- E1204 sold uncarded
- Line striper adapter replaces bottle when tool is used with a 1/4" (6mm) hose, sold 1 per inner pack/1 per outer pack
- Line striper gasket come six per card, sold 6 cards per inner/outer pack



MARSHALLTOWN The Premier Line

EDI	Part#	Description	Size
19683	E1202	Capped Bottle—Glass	1/2 oz.
19684	E1203	Capped Bottle—Plastic	1 oz.
19685	E1204	Capped Bottle—Glass	4 oz.
19686	E1205	Striper Adapter	N/A
19687	E1207	Six Striper Gaskets	N/A

Drywall Apprentice Tool Kit

- Tools included:
 - 831 - Canvas Tool Bag
 - 812 - 12" (35mm) Stainless Steel Mud Pan
 - JK8860 - 6" (152mm) Joint Knife
 - 3510D - 10 X 3" (254 X 76mm) DuraSoft® Blue Steel Taping Knife
 - 20D - 9 3/8 X 3 1/4" (238 X 83mm) DuraSoft® Hand Sander
 - SGDS32 - 15" (381mm) Drywall Saw
 - RW426 - Rock Warrior® Utility Saw
 - 9070 - Adjustable Utility Knife
- Sold 1 per inner pack/1 per outer pack



MARSHALLTOWN The Premier Line

EDI	Part#	Size-in.	Size-mm
15903	DTK3	N/A	N/A

Drywall Apprentice Tool Kit

- Tools included:
 - NB202** - Nylon Tool Bag
 - 812** - 12" (35mm) Stainless Steel Mud Pan
 - JK8860** - 6" (152mm) Joint Knife
 - 3510D** - 10 X 3" (254 X 76mm) DuraSoft® Blue Steel Taping Knife
 - 20D** - 9³/₈ X 3¹/₄" (238 X 83mm) DuraSoft® Hand Sander
 - SGDS32** - 15" (381mm) Drywall Saw
 - RW426** - Rock Warrior® Utility Saw
 - 9070** - Adjustable Utility Knife
- Sold 1 per inner pack/1 per outer pack



MARSHALLTOWN The Premier Line

EDI	Part#	Size-in.	Size-mm
16206	DTK4	N/A	N/A

Drywall Kit

- Kit contains:
 - 6158** - Hand Sander
 - CT292** - Corner Tool
 - TEK290** - Triple Edge Knife
- Kit also includes a plastic knife and a 10" (254mm) mud pan
- Components are shrink-wrapped together
- Sold 12 per inner pack/12 per outer pack



MADE IN
U.S.A

QLT^{BY}MARSHALLTOWN

EDI	Part#	Size-in.	Size-mm
16296	DK296	N/A	N/A

Drywall Kit

- Kit contains:
 - DWS467** - Drywall Sponge
 - CT292** - Corner Tool
 - TEK290** - Triple Edge Knife
- Kit also includes a plastic knife and a 10" (254mm) mud pan
- Components are shrink-wrapped together
- Sold 12 per inner pack/12 per outer pack



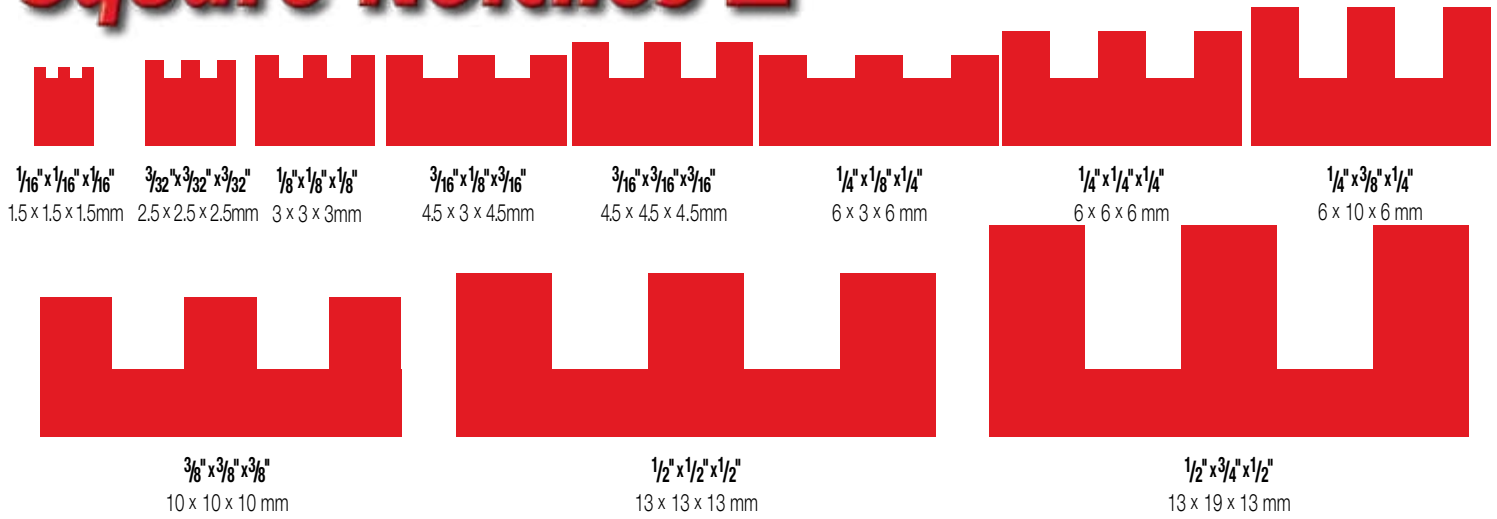
MADE IN
U.S.A

QLT^{BY}MARSHALLTOWN

EDI	Part#	Size-in.	Size-mm
16298	DK298	N/A	N/A

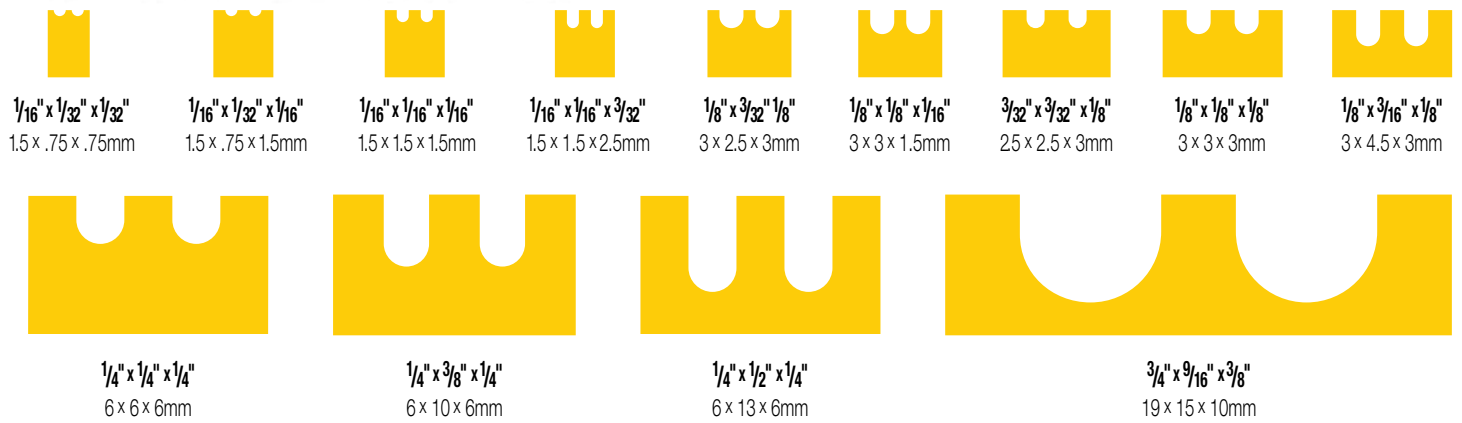
Square Notches

Notches are shown actual size



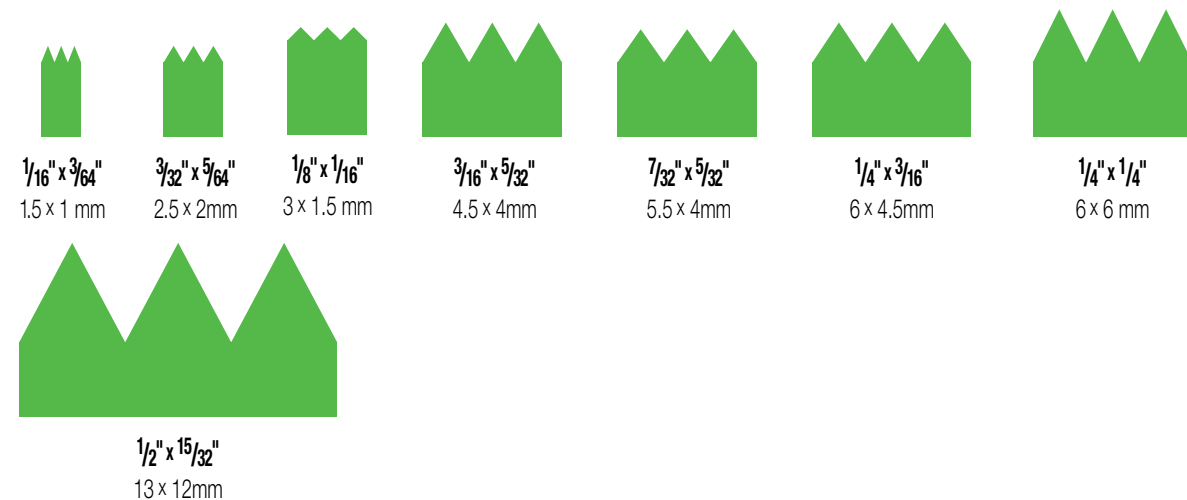
U Notches

Notches are shown actual size



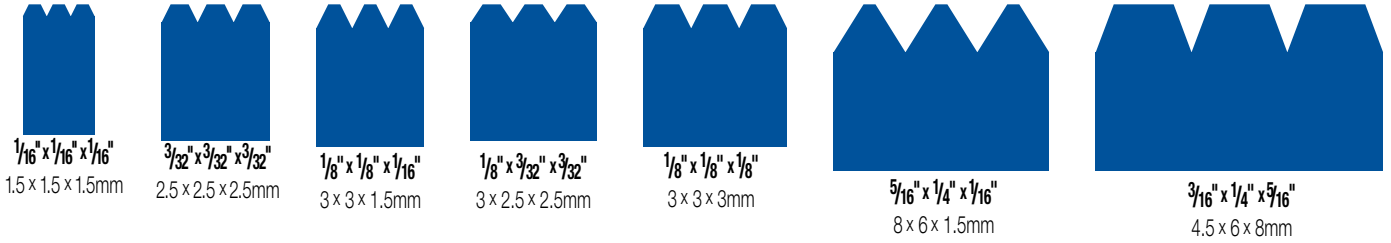
V Notches

Notches are shown actual size



Flat V Notches

Notches are shown actual size

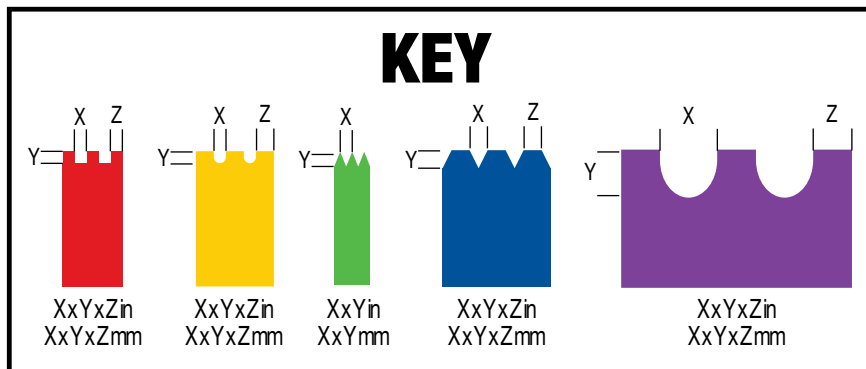


Elliptical Notches












































Notches are shown actual size



Notch Dimensions Are: Notch Width(X) by Notch Depth(Y) by Space Between Notches (Z)



Recommended Notch Use Guide

Notch Type	Notch Size-in.	Notch Size-mm	Uses
Square 	$\frac{1}{16} \times \frac{1}{16} \times \frac{1}{16}$	1.5 x 1.5 x 1.5	Carpet, Wall Tile, Vinyl
Square 	$\frac{3}{32} \times \frac{3}{32} \times \frac{3}{32}$	2.5 x 2.5 x 2.5	Carpet, Wall Tile, Vinyl
Square 	$\frac{1}{8} \times \frac{1}{8} \times \frac{1}{8}$	3 x 3 x 3	Small Ceramic Tile Floor, Carpet, Wall Tile
Square 	$\frac{3}{16} \times \frac{1}{8} \times \frac{3}{16}$	4.5 x 3 x 4.5	Small Ceramic Tile Floor, Carpet, Wall Tile
Square 	$\frac{3}{16} \times \frac{3}{16} \times \frac{3}{16}$	4.5 x 4.5 x 4.5	Small Ceramic Tile Floor, Metal Tile, Wall Tile, Mosaic
Square 	$\frac{1}{4} \times \frac{1}{8} \times \frac{1}{4}$	6 x 3 x 6	Small Ceramic Tile Floor, Carpet, Wall Tile
Square 	$\frac{1}{4} \times \frac{1}{4} \times \frac{1}{4}$	6 x 6 x 6	Medium Ceramic Tile Floor, Wall Tile
Square 	$\frac{1}{4} \times \frac{3}{8} \times \frac{1}{4}$	6 x 10 x 6	Large Ceramic Tile Floor, Pavers
Square 	$\frac{3}{8} \times \frac{3}{8} \times \frac{3}{8}$	10 x 10 x 10	Medium Ceramic Tile Floor, EIFS
Square 	$\frac{1}{2} \times \frac{1}{2} \times \frac{1}{2}$	13 x 13 x 13	Large Ceramic Tile Floor, Pavers, EIFS
Square 	$\frac{1}{2} \times \frac{3}{4} \times \frac{1}{2}$	13 x 19 x 13	Large Ceramic Tile Floor
U 	$\frac{1}{16} \times \frac{1}{32} \times \frac{1}{32}$	1.5 x .75 x .75	Vinyl Sheet Goods, Carpet
U 	$\frac{1}{16} \times \frac{1}{32} \times \frac{1}{16}$	1.5 x .75 x 1.5	Vinyl Sheet Goods, Light-Weight Flooring
U 	$\frac{1}{16} \times \frac{1}{16} \times \frac{1}{16}$	1.5 x 1.5 x 1.5	Carpet, Wall Tile
U 	$\frac{1}{16} \times \frac{1}{16} \times \frac{3}{32}$	1.5 x 1.5 x 2.5	Carpet, Wall Tile, Vinyl Sheet Goods
U 	$\frac{3}{32} \times \frac{3}{32} \times \frac{1}{8}$	2.5 x 2.5 x 3	Carpet, Wall Tile, Vinyl
U 	$\frac{1}{8} \times \frac{3}{32} \times \frac{1}{8}$	3 x 2.5 x 3	Wall Tile, Carpet, Vinyl
U 	$\frac{1}{8} \times \frac{1}{8} \times \frac{1}{16}$	3 x 3 x 1.5	Small Ceramic Tile Floor, Carpet, Wall Tile
U 	$\frac{1}{8} \times \frac{1}{8} \times \frac{1}{8}$	3 x 3 x 3	Carpet, Wall Tile, Mosaic
U 	$\frac{1}{8} \times \frac{3}{16} \times \frac{1}{8}$	3 x 4.5 x 3	Small Ceramic Tile Floor, Carpet, Wall Tile
U 	$\frac{1}{4} \times \frac{1}{4} \times \frac{1}{4}$	6 x 6 x 6	Medium Ceramic Tile Floor
U 	$\frac{1}{4} \times \frac{3}{8} \times \frac{1}{4}$	6 x 10 x 6	Medium Ceramic Tile Floor, Wall Tile
U 	$\frac{1}{4} \times \frac{1}{2} \times \frac{1}{4}$	6 x 13 x 6	Large Ceramic Tile Floor, Wall Tile
U 	$\frac{3}{4} \times \frac{9}{16} \times \frac{3}{8}$	19 x 14 x 10	Large Ceramic Tile Floor, Marble Mortar
V 	$\frac{1}{16} \times \frac{3}{64}$	1.5 x 1	Carpet, Wall Tile
V 	$\frac{3}{32} \times \frac{5}{64}$	2.5 x 2	Carpet, Wall Tile
V 	$\frac{1}{8} \times \frac{1}{16}$	3 x 1.5	Carpet, Wall Tile
V 	$\frac{1}{8} \times \frac{3}{32}$	3 x 2.5	Wall Tile, Carpet, Vinyl
V 	$\frac{3}{16} \times \frac{5}{32}$	4.5 x 4	Small Ceramic Tile Floor, Carpet, Wall Tile, Mosaic
V 	$\frac{7}{32} \times \frac{5}{32}$	5.5 x 4	Small Ceramic Tile Floor, Carpet, Wall Tile
V 	$\frac{1}{4} \times \frac{3}{16}$	6 x 4.5	Small Ceramic Tile Floor, Metal Tile, Wall Tile
V 	$\frac{1}{4} \times \frac{1}{4}$	6 x 6	Small Ceramic Tile Floor, Metal Tile, Wall Tile
V 	$\frac{1}{2} \times \frac{15}{32}$	13 x 12	Large Ceramic Tile Floor
Flat V 	$\frac{1}{16} \times \frac{1}{16} \times \frac{1}{16}$	1.5 x 1.5 x 1.5	Vinyl, Carpet
Flat V 	$\frac{3}{32} \times \frac{3}{32} \times \frac{3}{32}$	2.5 x 2.5 x 2.5	Carpet, Wall Tile
Flat V 	$\frac{1}{8} \times \frac{3}{32} \times \frac{3}{32}$	3 x 2.5 x 2.5	Carpet, Wall Tile
Flat V 	$\frac{1}{8} \times \frac{1}{8} \times \frac{1}{16}$	3 x 3 x 1.5	Carpet, Wall Tile
Flat V 	$\frac{1}{8} \times \frac{1}{8} \times \frac{1}{8}$	3 x 3 x 3	Carpet, Wall Tile
Flat V 	$\frac{3}{16} \times \frac{1}{4} \times \frac{5}{16}$	4.5 x 6 x 8	Carpet, Wall Tile
Flat V 	$\frac{5}{16} \times \frac{1}{4} \times \frac{1}{16}$	8 x 6 x 1.5	Carpet, Wall Tile, Vinyl
Elliptical 	$\frac{5}{16} \times \frac{1}{4} \times \frac{3}{16}$	8 x 6 x 4.5	Medium Ceramic Tile Floor
Elliptical 	$\frac{7}{16} \times \frac{3}{8} \times \frac{1}{4}$	11 x 10 x 6	Medium Ceramic Tile Floor
Elliptical 	$\frac{3}{4} \times \frac{1}{2} \times \frac{1}{4}$	19 x 13 x 6	Large Ceramic Tile Floor, Marble Mortar

Standard & NTCA Approved Notched Trowels

- Aluminum alloy mounting riveted to a hard tempered steel blade
- Choice DuraSoft® or hardwood handle
- Blade size is 11 X 4½" (279 X 114mm)
- NTCA Approved Trowels indicated in table by *
- Sold 6 per inner pack/6 per outer pack



MADE IN U.S.A

U.S. Patent No. 5,522,111

MARSHALLTOWN The Premier Line

EDI	Part#	Notch Size-in.	Notch Size-mm	Notch	Handle
15722	706	3/32 X 3/32 X 3/32	2.5 x 2.5 x 2.5	SQ	Red
15724	706S	3/32 X 3/32 X 3/32	2.5 x 2.5 x 2.5	SQ	Red
15725	706SD	3/32 X 3/32 X 3/32	2.5 x 2.5 x 2.5	SQ	Red
15710	703	3/16 X 1/8 X 3/16	4.5 x 3 x 4.5	SQ	Red
15712	703S	3/16 X 1/8 X 3/16	4.5 x 3 x 4.5	SQ	Red
15713	703SD	3/16 X 1/8 X 3/16	4.5 x 3 x 4.5	SQ	Red
15706	702*	1/4 X 1/4 X 1/4	6 x 6 x 6	SQ	Red
15708	702S*	1/4 X 1/4 X 1/4	6 x 6 x 6	SQ	Red
15709	702SD*	1/4 X 1/4 X 1/4	6 x 6 x 6	SQ	Red
15776	776S	1/4 X 3/8 X 1/4	6 x 10 x 6	SQ	Red
15806	776SD	1/4 X 3/8 X 1/4	6 x 10 x 6	SQ	Red
15779	5779S	3/8 X 3/8 X 3/8	10 x 10 x 10	SQ	Red
15820	5779SD	3/8 X 3/8 X 3/8	10 x 10 x 10	SQ	Red
15775	775S	1/2 X 1/2 X 1/2	13 x 13 x 13	SQ	Red
15804	775SD	1/2 X 1/2 X 1/2	13 x 13 x 13	SQ	Red
15781	781S	1/2 X 3/4 X 1/2	13 x 19 x 13	SQ	Red
15782	781SD	1/2 X 3/4 X 1/2	13 x 19 x 13	SQ	Red
15714	704	3/32 X 3/32 X 1/8	2.5 x 2.5 x 3	U	Yellow
15716	704S	3/32 X 3/32 X 1/8	2.5 x 2.5 x 3	U	Yellow
15717	704SD	3/32 X 3/32 X 1/8	2.5 x 2.5 x 3	U	Yellow
15732	718S	1/4 X 1/4 X 1/4	6 x 6 x 6	U	Yellow
15733	718SD	1/4 X 1/4 X 1/4	6 x 6 x 6	U	Yellow
15728	716S*	1/4 X 3/8 X 1/4	6 x 10 x 6	U	Yellow
15729	716SD*	1/4 X 3/8 X 1/4	6 x 10 x 6	U	Yellow
15730	717S*	1/4 X 1/2 X 1/4	6 x 13 x 6	U	Yellow
15731	717SD*	1/4 X 1/2 X 1/4	6 x 13 x 6	U	Yellow
15734	719S*	3/4 X 9/16 X 3/8	19 x 14 x 9	U	Yellow
15735	719SD*	3/4 X 9/16 X 3/8	19 x 14 x 9	U	Yellow
15702	701	7/32 X 5/32	5.5 x 4	V	Green
15704	701S	7/32 X 5/32	5.5 x 4	V	Green
15705	701SD	7/32 X 5/32	5.5 x 4	V	Green
15771	771S	3/16 X 5/32	4.5 x 4	V	Green
15802	771SD*	3/16 X 5/32	4.5 x 4	V	Green
15780	780S	1/4 X 3/16	6 x 4.5	V	Green
15808	780SD	1/4 X 3/16	6 x 4.5	V	Green
11170	779S	1/4 X 1/4	6 x 6	V	Green
11171	779SD	1/4 X 1/4	6 x 6	V	Green
15770	770S	1/2 X 15/32	13 x 12	V	Green
15800	770SD	1/2 X 15/32	13 x 12	V	Green

DuraNotch® Trowels

- DuraNotch® teeth are hard chrome plated to keep their shape longer than regular notched trowels
- Tempered steel blade
- Cast aluminum mounting
- Blade size is 11 X 4½" (279 X 114mm)
- Sold 1 per inner pack/12 per outer pack



MADE IN U.S.A

U.S. Patent No. 5,522,111

MARSHALLTOWN The Premier Line

EDI	Part#	Notch Size-in.	Notch Size-mm	Notch
15840	776SDDN	1/4 X 3/8 X 1/4	6 x 10 x 6	SQ
15848	716SDDN	1/4 X 3/8 X 1/4	6 x 10 x 6	U
15850	717SDDN	1/4 X 1/2 X 1/4	6 x 13 x 6	U
15842	780SDDN	1/4 X 3/16	6 x 4.5	V

Left Handed Notched Trowel

- Aluminum alloy mounting riveted to a hard tempered steel blade
- Resilient DuraSoft® handle
- Blade size is 11 X 4½" (279 X 114mm)
- Sold 6 per inner pack/6 per outer pack



718SDL

MADE IN U.S.A

U.S. Patent No. 5,522,111

MARSHALLTOWN The Premier Line

EDI	Part#	Notch Size-in.	Notch Size-mm	Notch
15711	702SDL	1/4 X 1/4 X 1/4	6 x 6 x 6	SQ
15757	775SDL	1/2 X 1/2 X 1/2	13 x 13 x 13	SQ
15761	776SDL	1/4 X 3/8 X 1/4	6 x 10 x 6	SQ
15739	718SDL	1/4 X 1/4 X 1/4	6 x 6 x 6	U
15720	716SDL	1/4 X 3/8 X 1/4	6 x 10 x 6	U
15721	717SDL	1/4 X 1/2 X 1/4	6 x 13 x 6	U
15763	780SDL	1/4 X 3/16	6 x 4.5	V

Elliptical Notched Trowels

- Aluminum alloy mounting riveted to a hard tempered steel blade
- Resilient DuraSoft® handle
- Blade size is 11 X 4½" (279 X 114mm)
- Sold 6 per inner pack/6 per outer pack



MADE IN
U.S.A

U.S. Patent No. 5,522,111

MARSHALLTOWN The Premier Line

EDI	Part#	Notch Size-in.	Notch Size-mm	Notch
15836	734SD	5/16 X 1/4 X 3/16	8 x 6 x 4.5	Ellipse
15837	735SD	7/16 X 3/8 X 1/4	11 x 10 x 6	Ellipse
15838	736SD	3/4 X 1/2 X 1/4	19 x 13 x 6	Ellipse

Standard & Lefty Cut-Back Notched Trowels

- For resilient flooring and carpet
- Aluminum alloy mounting riveted to a hard tempered steel blade
- Blade has 10° cut-back for corners and tight places
- Blade size is 11 X 4½" (279 X 114mm)
- Resilient DuraSoft® handle provides a soft feel, reduces fatigue and offers excellent durability
- Sold 6 per inner pack/6 per outer pack



MADE IN
U.S.A

U.S. Patent No. 5,522,111

MARSHALLTOWN The Premier Line

EDI	Part#	Notch Size-in.	Notch Size-mm	Notch
15875	761SD	1/16 X 1/16 X 1/16	1.5 x 1.5 x 1.5	SQ
15887	767SD	1/4 X 1/8 X 1/4	6 x 3 x 6	SQ
15885	766SD	1/16 X 1/32 X 1/32	1.5 x .75 x .75	U
13694	664SD	1/16 X 1/16 X 1/16	1.5 x 1.5 x 1.5	U
13692	663SD	1/16 X 1/16 X 3/32	1.5 x 1.5 x 2.5	U
15891	769SD	1/8 X 3/32 X 1/8	3 x 2.5 x 3	U
15877	762SD	1/8 X 1/8 X 1/16	3 x 3 x 1.5	U
15889	768SD	1/8 X 1/8 X 1/8	3 x 3 x 3	U
15881	764SD	1/8 X 3/16 X 1/8	3 x 4.5 x 3	U
13690	662SD	1/16 X 1/16 X 1/16	1.5 x 1.5 x 1.5	Flat V
15883	765SD	3/32 X 3/32 X 3/32	2.5 x 2.5 x 2.5	Flat V
15879	763SD	1/8 X 1/8 X 1/16	3 x 3 x 1.5	Flat V
13688	661SD	1/8 X 1/8 X 1/8	3 x 3 x 3	Flat V

Left Handed Cut-Back

EDI	Part#	Notch Size-in.	Notch Size-mm	Notch
15746	761SDL	1/16 X 1/16 X 1/16	1.5 x 1.5 x 1.5	SQ
15753	766SDL	1/16 X 1/32 X 1/32	1.5 x .75 x .75	U
15747	765SDL	3/32 X 3/32 X 3/32	2.5 x 2.5 x 2.5	Flat V

Two & Three Sided Notched Trowels

- For resilient flooring and carpet
- Aluminum alloy mounting riveted to a hard tempered steel blade
- Three sided trowels notched on both sides and toe to lengthen useful life of the trowel
- Blade size is 16 X 4" (406 X 102mm)
- Resilient DuraSoft® handle provides a soft feel, reduces fatigue and offers excellent durability
- Three sided trowels are noted in table with *
- Trowels sold 4 per inner pack/4 per outer pack



MADE IN
U.S.A

U.S. Patent No. 5,522,111

MARSHALLTOWN The Premier Line

EDI	Part#	Notch Size-in.	Notch Size-mm	Notch
13658	646SD	1/16 X 1/16 X 1/16	1.5 x 1.5 x 1.5	SQ
13684	DU659SD*	1/16 X 1/16 X 1/16	1.5 x 1.5 x 1.5	SQ
13640	637SD	1/4 X 1/8 X 1/4	6 x 3 x 6	SQ
13666	DU650SD*	1/4 X 1/8 X 1/4	6 x 3 x 6	SQ
15828	710SD	1/4 X 1/4 X 1/4	6 x 6 x 6	SQ
15826	709SD	1/4 X 3/8 X 1/4	6 x 10 x 6	SQ
15830	711SD	1/2 X 1/2 X 1/2	13 x 13 x 13	SQ
13660	647SD	1/16 X 1/32 X 1/32	1.5 x .75 x .75	U
13686	DU660SD*	1/16 X 1/32 X 1/32	1.5 x .75 x .75	U
13656	645SD	1/16 X 1/16 X 1/16	1.5 x 1.5 x 1.5	U
13682	DU658SD*	1/16 X 1/16 X 1/16	1.5 x 1.5 x 1.5	U
13654	644SD	1/16 X 1/16 X 3/32	1.5 x 1.5 x 2.5	U
13680	DU657SD*	1/16 X 1/16 X 3/32	1.5 x 1.5 x 2.5	U
13644	639SD	1/8 X 3/32 X 1/8	3 x 2.5 x 3	U
13670	DU652SD*	1/8 X 3/32 X 1/8	3 x 2.5 x 3	U
13648	641SD	1/8 X 1/8 X 1/16	3 x 3 x 1.5	U
13674	DU654SD*	1/8 X 1/8 X 1/16	3 x 3 x 1.5	U
13646	640SD	1/8 X 1/8 X 1/8	3 x 3 x 3	U
13672	DU653SD*	1/8 X 1/8 X 1/8	3 x 3 x 3	U
13642	638SD	1/8 X 3/16 X 1/8	3 x 4.5 x 3	U
13668	DU651SD*	1/8 X 3/16 X 1/8	3 x 4.5 x 3	U
15824	708SD	1/4 X 3/16	6 x 4.5	V
13652	643SD	1/16 X 1/16 X 1/16	1.5 x 1.5 x 1.5	Flat V
13678	DU656SD*	1/16 X 1/16 X 1/16	1.5 x 1.5 x 1.5	Flat V
13638	636SD	3/32 X 3/32 X 3/32	2.5 x 2.5 x 2.5	Flat V
13664	DU649SD*	3/32 X 3/32 X 3/32	2.5 x 2.5 x 2.5	Flat V
13636	635SD	1/8 X 1/8 X 1/16	3 x 3 x 1.5	Flat V
13662	DU648SD*	1/8 X 1/8 X 1/16	3 x 3 x 1.5	Flat V
13650	642SD	1/8 X 1/8 X 1/8	3 x 3 x 3	Flat V
13676	DU655SD*	1/8 X 1/8 X 1/8	3 x 3 x 3	Flat V

Narrow Notched Trowel

- Blade size is 10½ X 3¾" (267 X 86mm); front is angle cut back 10°
- Resilient DuraSoft® handle provides a soft feel and reduces fatigue
- Blade is narrow enough to permit work under toe spaces
- Sold 6 per inner pack/6 per outer pack



MADE IN
U.S.A

U.S. Patent No. 5,522,111

MARSHALLTOWN The Premier Line

EDI	Part#	Notch Size-in.	Notch Size-mm	Notch
15719	705SD	¼ x ⅜ x ⅜	3 x 2.5 x 2.5	Flat V ▼

Soft Grip Notched Trowels

- Aluminum alloy mounting riveted to a hard tempered steel blade
- Soft grip handle
- Blade sizes are 11 X 4½" (279 X 114mm), or 16 X 4" (406 X 102mm) where noted with *
- Sold 6 per inner pack/36 per outer pack




NT672

QLT MARSHALLTOWN

EDI	Part#	Notch Size-in.	Notch Size-mm	Notch
15669	NT669	⅛ x ⅛ x ⅛	1.5 x 1.5 x 1.5	SQ ■
15692	NT692*	⅛ x ⅛ x ⅛	1.5 x 1.5 x 1.5	SQ ■
15673	NT673	⅜ x ⅜ x ⅜	2.5 x 2.5 x 2.5	SQ ■
15674	NT674	⅜ x ⅜ x ⅜	4.5 x 3 x 4.5	SQ ■
15675	NT675	⅜ x ⅜ x ⅜	4.5 x 4.5 x 4.5	SQ ■
15671	NT671	¼ x ¼ x ¼	6 x 6 x 6	SQ ■
15697	NT697*	¼ x ¼ x ¼	6 x 6 x 6	SQ ■
15793	NT793	¼ x ⅜ x ¼	6 x 3 x 6	SQ ■
15672	NT672	¼ x ⅜ x ¼	6 x 10 x 6	SQ ■
15698	NT698*	¼ x ⅜ x ¼	6 x 10 x 6	SQ ■
15670	NT670	½ x ½ x ½	13 x 13 x 13	SQ ■
15696	NT696*	½ x ½ x ½	13 x 13 x 13	SQ ■
15684	NT684	⅛ x ⅜ x ⅜	1.5 x .75 x .75	U ☺
15695	NT695*	⅛ x ⅜ x ⅜	1.5 x .75 x .75	U ☺
15688	NT688	⅛ x ⅜ x ⅜	1.5 x .75 x 1.5	U ☺
15690	NT690	⅜ x ⅜ x ⅜	3 x 3 x 3	U ☺
15687	NT687	⅜ x ⅜ x ⅜	3 x 4.5 x 3	U ☺
15689	NT689	¼ x ¼ x ¼	6 x 6 x 6	U ☺
15686	NT686	¼ x ⅜ x ¼	6 x 10 x 6	U ☺
15685	NT685	¼ x ½ x ¼	6 x 13 x 6	U ☺
15691	NT691	¾ x ⅜ x ¾	19 x 14 x 10	U ☺
15677	NT677	⅜ x ⅜	4.5 x 4	V ▼
15679	NT679	⅜ x ⅜	5.5 x 4	V ▼
15676	NT676	¼ x ⅜	6 x 4.5	V ▼
15699	NT699*	¼ x ⅜	6 x 4.5	V ▼
15678	NT678	½ x 1½	13 x 12	V ▼
15681	NT681	⅜ x ⅜ x ⅜	2.5 x 2.5 x 2.5	Flat V ▼
15694	NT694*	⅜ x ⅜ x ⅜	2.5 x 2.5 x 2.5	Flat V ▼
15680	NT680	⅜ x ⅜ x ⅜	3 x 3 x 1.5	Flat V ▼
15693	NT693*	⅜ x ⅜ x ⅜	3 x 3 x 1.5	Flat V ▼
15683	NT683	⅝ x ¼ x ⅜	8 x 6 x 1.5	Flat V ▼
15682	NT682	⅜ x ¼ x ⅜	4.5 x 6 x 8	Flat V ▼

Notched Trowels

- Aluminum alloy mounting riveted to a hard tempered steel blade
- Curved smooth hardwood handle
- Blade size is 11 X 4½" (279 X 114mm)
- Sold 6 per inner pack/6 per outer pack



NT745

MADE IN
U.S.A

QLT MARSHALLTOWN

EDI	Part#	Notch Size-in.	Notch Size-mm	Notch
17937	NT747	¼ x ¼ x ¼	6 x 6 x 6	SQ ■
17938	NT748	½ x ½ x ½	13 x 13 x 13	SQ ■
17935	NT745	⅜ x ⅜	4.5 x 4	V ▼
17936	NT746	¼ x ⅜	6 x 4.5	V ▼

Notched Trowels

- Aluminum alloy mounting riveted to a hard tempered steel blade
- Curved smooth hardwood handle
- Blade size is 11 X 4½" (279 X 114mm)
- Sold 12 per inner pack/60 per outer pack



NT973

QLT MARSHALLTOWN

EDI	Part#	Notch Size-in.	Notch Size-mm	Notch
15857	NT972	⅛ x ⅛ x ⅛	1.5 x 1.5 x 1.5	SQ ■
15862	NT974	⅜ x ⅜ x ⅜	4.5 x 4.5 x 4.5	SQ ■
15856	NT973	¼ x ¼ x ¼	6 x 6 x 6	SQ ■
15858	NT976	¼ x ⅜ x ¼	6 x 10 x 6	SQ ■
15860	NT975	½ x ½ x ½	13 x 13 x 13	SQ ■
15855	NT971	⅜ x ⅜	4.5 x 4	V ▼
15859	NT981	¼ x ⅜	6 x 4.5	V ▼
15861	NT970	½ x 1½	13 x 12	V ▼

Cut-Back Notched Trowels

- Aluminum alloy mounting riveted to a hard tempered steel blade
- 11 X 4½" (279 X 114mm) with a 10° cutback
- Soft grip handle for extra comfort and grip
- Sold 6 per inner pack/36 per outer pack



NT794

QLT MARSHALLTOWN

EDI	Part#	Notch Size-in.	Notch Size-mm	Notch
15794	NT794	⅜ x ⅜ x ⅜	3 x 3 x 3	SQ ■
15803	NT803	⅛ x ⅛ x ⅛	1.5 x 1.5 x 1.5	SQ ■
15805	NT805	⅜ x ⅜	4.5 x 4	V ▼
15811	NT811	⅜ x ⅜ x ⅜	3 x 3 x 1.5	Flat V ▼
15813	NT813	⅜ x ⅜ x ⅜	2.5 x 2.5 x 2.5	Flat V ▼
15815	NT815	⅜ x ⅜ x ⅜	1.5 x .75 x .75	U ☺

Cut-Back Notched Trowels

- Feature a 10° cut back blade on front end
- Aluminum alloy mounting riveted to a hard tempered steel blade
- Curved smooth hardwood handle
- Blade size is 11 X 4½" (279 X 114mm)
- Sold 12 per inner pack/60 per outer pack



NT995

QLT BY MARSHALLTOWN

EDI	Part#	Notch Size-in.	Notch Size-mm	Notch
15892	NT991	1/16 X 1/16 X 1/16	1.5 x 1.5 x 1.5	SQ ■
15898	NT997	1/4 X 1/8 X 1/4	6 x 3 x 6	SQ ■
15897	NT996	1/16 X 1/32 X 1/32	1.5 x .75 x .75	U ●
15893	NT992	1/8 X 1/8 X 1/16	3 x 3 x 1.5	U ●
15900	NT999	1/8 X 3/32 X 1/8	3 x 2.5 x 3	U ●
15899	NT998	1/8 X 1/8 X 1/8	3 x 3 x 3	U ●
15895	NT994	1/8 X 3/16 X 1/8	3 x 4.5 x 3	U ●
15896	NT995	3/32 X 3/32 X 3/32	2.5 x 2.5 x 2.5	Flat V ▼
15894	NT993	1/8 X 1/8 X 1/16	3 x 3 x 1.5	Flat V ▼

Notched Trowels

- Aluminum alloy mounting riveted to a hard tempered steel blade
- Smooth wood handle slightly curved
- Blade size is 11 X 4½" (279 X 114mm)
- Sold 6 per inner pack/60 per outer pack



971

QLT BY MARSHALLTOWN

EDI	Part#	Notch Size-in.	Notch Size-mm	Notch
16172	972	1/16 X 1/16 X 1/16	1.5 x 1.5 x 1.5	SQ ■
16175	974	3/16 X 3/16 X 3/16	4.5 x 4.5 x 4.5	SQ ■
16173	973	1/4 X 1/4 X 1/4	6 x 6 x 6	SQ ■
16179	976	1/4 X 3/8 X 1/4	6 x 10 x 6	SQ ■
16177	975	1/2 X 1/2 X 1/2	13 x 13 x 13	SQ ■
16178	981	1/16 X 1/16 X 1/16	1.5 x 1.5 x 1.5	U ●
16171	971	3/16 X 3/32	4.5 x 4	V ▼
16168	970	1/2 X 15/32	13 x 12	V ▼

Cut-Back Notched Trowels

- Feature a 10° cut back blade on front end
- Aluminum alloy mounting riveted to a blue steel blade
- Smooth hardwood handle, slightly curved
- Blade size is 16 X 4" (406 X 102mm)
- **NT980** blade size is 11 X 4½" (279 X 114mm)
- Sold 6 per inner pack/36 per outer pack, NT980 sold 12 per inner pack/36 per outer pack




NT983

QLT BY MARSHALLTOWN

EDI	Part#	Notch Size-in.	Notch Size-mm	Notch
15852	NT982	1/16 X 1/16 X 1/16	1.5 x 1.5 x 1.5	SQ ■
15854	NT984	1/16 X 1/32 X 1/32	1.5 x .75 x .75	U ●
15864	NT986	1/8 X 3/32 X 1/8	3 x 2.5 x 3	U ●
15853	NT983	3/32 X 3/32 X 3/32	2.5 x 2.5 x 2.5	Flat V ▼
15863	NT985	1/8 X 1/8 X 1/16	3 x 3 x 1.5	Flat V ▼
15865	NT980	3/16 X 1/4 X 5/16	4.5 x 6 x 8	Flat V ▼

Plastic Notched Trowels

- Dual edged for use with bonding and floor tile adhesives
- Excellent for installing radiant floor heating elements
- Non-conductive plastic blade & handle
- Won't rust or corrode; easy to clean
- Blade size is 11 X 5½" (279 X 140mm)
- Sold 10 per inner pack/60 per outer pack



PNT666

QLT BY MARSHALLTOWN

EDI	Part#	Notch Size-in.	Notch Size-mm	Notch
10666	PNT666	1/4 X 1/4 X 1/4	6 x 6 x 6	SQ ■
10667	PNT667	7/8 X 7/8 X 7/8	10 x 10 x 10	SQ ■

Plastic Notched Trowels

- All plastic blade measures 9½ X 4¼" (241 X 108mm)
- "V" notched and angled for either right or left hand use
- Sold 36 per inner pack/36 per outer pack



6261

MADE IN U.S.A.

QLT BY MARSHALLTOWN

EDI	Part#	Notch Size-in.	Notch Size-mm	Notch
16274	6274	1/16 X 1/16	1.5 x 1.5	V ▼
16260	6260	3/32 X 3/32	2.5 x 2.5	V ▼
16261	6261	1/8 X 1/8	3 x 3	V ▼
16262	6262	3/16 X 3/16	4.5 x 4.5	V ▼
16275	6275	1/4 X 1/4	6 x 6	V ▼
16263	6263	3/8 X 3/8	10 x 10	V ▼

Mixers

- For our complete line of mixers, details and size options

see pages 163-164



Notched Trowels

- Black plastic handle with full hard steel blade
- 10° angle indicated with*
- All 9 X 4" (229 x 102mm) Notched trowels are dual notched except 206 & 242
- Sold 12 per inner pack/12 per outer pack, sold 24 per inner pack where noted with**



QLT BY MARSHALLTOWN

Blade Size 11 X 4½" (279 X 114mm)

EDI	Part#	Notch Size-in.	Notch Size-mm	Notch
16255	222	1/16 X 1/16 X 1/16	1.5 x 1.5 x 1.5	SQ ■
16259	226	1/4 X 1/4 X 1/4	6 x 6 x 6	SQ ■
16254	221	1/16 X 1/32 X 1/16	1.5 x .75 x 1.5	U ■
16257	224	3/16 X 5/32	4.5 x 4	V ▼
16258	225	1/4 X 3/16	6 x 4.5	V ▼
16256	223	1/8 X 1/8 X 1/16	3 x 3 x 1.5	Flat V ▼

Blade Size 9 X 4" (229 X 102mm)

EDI	Part#	Notch Size-in.	Notch Size-mm	Notch
16250	206*	3/16 X 5/32	4.5 x 4	V ▼
16251	207*	1/4 X 1/4 X 1/4	6 x 6 x 6	SQ ■
		1/4 X 3/16	6 x 4.5	V ▼
15518	207-1**	1/4 X 1/4 X 1/4	6 x 6 x 6	SQ ■
		1/4 X 3/16	6 x 4.5	V ▼
16252	208*	1/16 X 1/16 X 1/16	1.5 x 1.5 x 1.5	SQ ■
		1/16 X 1/32 X 1/16	1.5 x .75 x 1.5	U ■
15519	208-1**	1/16 X 1/16 X 1/16	1.5 x 1.5 x 1.5	SQ ■
		1/16 X 1/32 X 1/16	1.5 x .75 x 1.5	U ■
16220	220*	1/8 X 1/8 X 1/16	3 x 3 x 1.5	Flat V ▼
		1/8 X 1/8 X 1/8	3 x 3 x 3	SQ ■
16234	234*	1/16 X 1/32 X 1/32	1.5 x .75 x .75	U ■
		3/32 X 3/32 X 3/32	2 x 2 x 2	Flat V ▼
16236	236*	3/32 X 3/32 X 3/32	2 x 2 x 2	SQ ■
		1/8 X 3/16 X 1/8	3 x 1.5 x 3	U ■
16238	238*	1/8 X 1/8 X 1/8	3 x 3 x 3	U ■
		3/16 X 1/4 X 3/16	4.5 x 6 x 8	Flat V ▼
16239	239*	1/4 X 3/8 X 1/4	6 x 10 x 6	SQ ■
		1/4 X 1/2 X 1/4	6 x 13 x 6	U ■
16240	240*	1/4 X 3/8 X 1/4	6 x 10 x 6	U ■
		1/2 X 1/2 X 1/2	13 x 13 x 13	SQ ■
18639	242	1/8 X 1/8 X 1/2	3 x 3 x 13	Flat V ▼

MADE IN U.S.A.

Notched Spreaders

- Made of galvanized material to prevent rust
- Blade is ribbed for rigidity and strength
- Size is 6 X 4" (152 X 102mm)
- Sold 100 per inner pack/100 per outer pack



QLT BY MARSHALLTOWN

EDI	Part#	Notch Size-in.	Notch Size-mm	Notch
15810	977	1/16 X 1/16 X 1/16	1.5 x 1.5 x 1.5	SQ ■
15814	979	1/16 X 1/32 X 1/32	1.5 x .75 x .75	U ■
15812	978	3/16 X 5/32	4.5 x 4	V ▼
15816	980	1/4 X 3/16	6 x 4.5	V ▼

MADE IN U.S.A.

Plastic Notched Spreaders

- Multi-use spreader/scrapper
- Won't rust or corrode
- Each side has a different notch size
- Sold 45 per inner pack/135 per outer pack



QLT BY MARSHALLTOWN

EDI	Part#	Notch Size-in.	Notch Size-mm	Notch
16286	6286	1/8 X 1/16; 3/16 X 5/32;	3 x 1.5; 4.5 x 4;	V ▼
		1/4 X 3/16; Tapered Edge	6 x 4.5; Tapered Edge	
16287	6287	1/16 X 1/16 X 1/16; 1/8 X 1/8 X 1/8;	1.5 x 1.5 x 1.5; 3 x 3 x 3;	SQ ■
		1/4 X 1/4 X 1/4; 1/4 X 1/8 X 1/4	6 x 6 x 6; 6 x 3 x 6	

MADE IN U.S.A.

Plastic Notched Spreaders

- Won't rust or corrode
- Blade width is 3" (76mm)
- Used to apply adhesives quickly and easily
- Sold 36 per inner pack/288 per outer pack




QLT BY MARSHALLTOWN

EDI	Part#	Notch Size-in.	Notch Size-mm	Notch
16956	PNS116S	1/16 X 1/16 X 1/16	1.5 x 1.5 x 1.5	SQ ■
16953	PNS18V	1/8 X 1/8	3 x 3	V ▼
16952	PNS332V	3/32 X 3/32	2 x 2	V ▼
16954	PNS316V	3/16 X 3/16	4.5 x 4.5	V ▼
16955	PNS14V	1/4 X 1/4	6 x 6	V ▼

MADE IN U.S.A.

Notched Margin Trowels

- Forged from a single piece of highest grade tool steel
- Tempered, ground and polished from toe to heel
- Available with hardwood or DuraSoft® handle
- Blade size is 5 X 2" (127 X 51mm)
- Sold 6 per inner pack/6 per outer pack



MADE IN U.S.A.

U.S. Patent Nos. 5,327,612 & 5,446,941

MARSHALLTOWN The Premier Line

EDI	Part#	Notch Size-in.	Notch Size-mm	Notch	Handle
11200	52SN	1/4 X 1/4 X 1/4	6 x 6 x 6	SQ ■	
11190	52SND	1/4 X 1/4 X 1/4	6 x 6 x 6	SQ ■	
11201	52VN	1/4 X 3/16	6 x 4.5	V ▼	
11192	52VND	1/4 X 3/16	6 x 4.5	V ▼	

Tile Grouter's Floats

- Pure gum rubber face is bonded to the dense rubber pad; cemented to an aluminum backing plate with a smooth handle
- Edges are beveled and the two front corners are rounded
- Dense rubber pad is designed specifically for tile grouting
- **43BC** has an offset handle for base/cove work
- Sold 1 per inner pack/24 per outer pack, 43XL sold 12 per outer pack



ASSEMBLED
IN U.S.A.

MARSHALLTOWN The Premier Line

EDI	Part#	Size-in.	Size-mm
14422	43	9 X 4	229 X 102
14423	43XL	12 X 4	305 X 102
14425	43BC	12 X 3	305 X 76

Tile Grouter's Margin Float

- Pure gum rubber face is bonded to the dense rubber pad; cemented to a tempered steel blade with a soft grip handle
- Edges are beveled
- Dense rubber pad is designed specifically for tile grouting
- Sold 1 per inner pack/6 per outer pack



QLT^{BY} MARSHALLTOWN

EDI	Part#	Size-in.	Size-mm
14454	MF54	6 X 2	152 X 51

Tile Grouter's Float

- Pure gum rubber face is bonded to the dense rubber pad; tempered steel blade with a soft grip handle
- Edges are beveled
- Specifically for tile grouting
- Sold 1 per inner pack/6 per outer pack



NEW!

QLT^{BY} MARSHALLTOWN

EDI	Part#	Size-in.	Size-mm
19286	GF248	9 X 4	229 X 102

Tile Grouter's Float

- Pure gum rubber face is bonded to the dense rubber pad; cemented to an aluminum backing plate with a smooth handle
- Edges are beveled and the two front corners are rounded for ease of spreading
- Dense rubber pad is designed specifically for tile grouting
- Sold 1 per inner pack/24 per outer pack



MADE IN
U.S.A.

QLT^{BY} MARSHALLTOWN

EDI	Part#	Size-in.	Size-mm
14421	43A	8½ X 4	216 X 102

Grout Float

- Plastic blade
- Foam pad is ¼" (6mm) thick
- Sold 24 per inner pack/24 per outer pack



MADE IN
U.S.A.

QLT^{BY} MARSHALLTOWN

EDI	Part#	Size-in.	Size-mm
16266	6266	9½ X 4¼	241 X 108

Grout Float

- All plastic handle and backing plate - won't scratch tile
- Foam rubber pad for all types of grout, including epoxy grout
- Easy clean-up
- Sold 10 per inner pack/60 per outer pack



MADE IN
U.S.A.

QLT^{BY} MARSHALLTOWN

EDI	Part#	Size-in.	Size-mm
15247	GF247	9 X 3 ¼	229 X 83

Epoxy Floats

- Pads are harder and stiffer for demanding applications
- Edges are beveled and front two corners are rounded
- Plastic backing plate is recessed to prevent scraping
- **EF88D** has offset handle and narrow plate for working in tight places
- Sold 1 per inner pack/6 per outer pack



MADE IN
U.S.A.

MARSHALLTOWN The Premier Line

EDI	Part#	Blade Size-in.	Blade Size-mm
12187	EF87D	10 X 4	254 X 102
12188	EF88D	12 ¾ X 3	324 X 76

Epoxy Float

- Edges of the hardened pad can be resharpened to prolong use
- Dense green rubber pad works well with tough to spread epoxy and sanded grouts
- Can be used for both grouting and cleaning tile
- Sold 1 per inner pack/24 per outer pack



ASSEMBLED
IN U.S.A.

MARSHALLTOWN The Premier Line

EDI	Part#	Size-in.	Size-mm
14427	GF43	9 X 4	229 X 102

Neoprene Floats

- Aluminum backing plate is bonded to the non-porous neoprene pad
- 49XH has a heavy duty backing plate
- Pad is 1/4" (6mm) thick
- Sold 1 per inner pack/12 per outer pack



ASSEMBLED
IN U.S.A.

MARSHALLTOWN The Premier Line

EDI	Part#	Size-in.	Size-mm
14424	49	12 X 4	305 X 102
14434	49L	12 X 5	305 X 127
14435	49XH	12 X 5	305 X 127

Molded Rubber Float

- Black sponge rubber pad has beveled edges and rounded front corners
- Plastic backing plate is recessed to prevent scraping
- DuraSoft® handle provides a soft feel, reduces fatigue and offers excellent durability
- Sold 1 per inner pack/6 per outer pack



MADE IN
U.S.A.

MARSHALLTOWN The Premier Line

EDI	Part#	Size-in.	Size-mm
14453	53D	10 X 4	254 X 102

Molded Rubber Float

- Molded black rubber pad is ideal for bringing sand to the surface
- Float face is cemented to the lightweight aluminum backing
- Sold 1 per inner pack/24 per outer pack



ASSEMBLED
IN U.S.A.

MARSHALLTOWN The Premier Line

EDI	Part#	Size-in.	Size-mm
14408	40	9 X 4	229 X 102

Molded Rubber Float

- Molded black rubber pad is very compact and dense
- Thick aluminum backing plate resists bending
- Rubber pad is 5/8" (16mm) thick
- Sold 6 per inner pack/60 per outer pack



QLT BY MARSHALLTOWN

EDI	Part #	Size-in.	Size-mm
10753	MRF94	9 X 4	229 X 102

Grout System

- Oversized center roller for maximum water removal
- Durable 6 gallon bucket
- Cleans grout in less time with less mess
- Cross slit sponge traps grout for more effective cleaning
- Deluxe Grout System includes: wash bucket with handle, DuraSoft® sponge float, oversized DuraSoft® sponge float, extra sponge float pad, extra oversized sponge float pad, fine grit scrub pad, medium grit scrub pad
- Sold 1 per inner pack/1 per outer pack, sold 1 per inner pack/6 per outer pack where noted with *, sold 1 per inner pack/12 per outer pack where noted with **



QLT BY MARSHALLTOWN

EDI	Part#	Description	Size-in.	Size-mm
16791	DGS91	Deluxe System	20½ X 13	508 X 330
16793	SSF93*	Small Sponge Float	11 X 5½	279 X 140
16794	LSF94*	Large Sponge Float	13 X 4½	330 X 114
16796	SF93RP**	Small Repl. Sponge	11 X 5½	279 X 140
16797	SF94RP**	Large Repl. Sponge	13 X 4½	330 X 114

Grit Guard

- Grit floats to bottom of bucket keeping sponge free from debris
- For more details **see page 245**



Plastic Foam Floats

- Plastic foam pad specially bonded to an aluminum backing plate
- Wears well and does an excellent job on any sand surface
- Pads are 3/4" (19mm) thick
- Replacement pads are packed 6 per bag, 1 bag per inner pack/12 bags per outer pack
- Floats sold 1 per inner pack/12 per outer pack, 24 per outer pack where noted with *



ASSEMBLED
IN U.S.A.

MARSHALLTOWN The Premier Line

EDI	Part#	Description	Size-in.	Size-mm
14416	46G*	Green/Fine	9½ X 4	242 X 102
14418	46LG	Green/Fine	12 X 4	305 X 102
14432	46BG	Green/Fine	12 X 5	305 X 127
14420	46LB	Orange/Coarse	12 X 4	305 X 102
14417	4417	Repl. Pad for 46G	9½ X 4	242 X 102
14379	4379	Repl. Pad for 46LG	12 X 4	305 X 102
14382	4382	Repl. Pad for 46BG	12 X 5	305 X 127
14384	4384	Repl. Pad for 46LB	12 X 4	305 X 102

Tile Grout Sponges

- Used to wipe off excess grout from joints
- Rounded corners to prevent digging out or marring joints
- Available in three sizes: medium, large and extra large
- Inner/outer pack quantities shown in table, individually bagged sponges are noted in table with *



MADE IN
U.S.A.

MARSHALLTOWN The Premier Line

EDI	Part#	Description	Size-in.	Size-mm	Qty.
16461	TGS2	Medium *	6 x 4 x 2	152 x 102 x 51	72/72
16462	TGSL	Large*	6½ x 4¼ x 2½	165 x 108 x 54	50/50
16465	TL	Lg.-Bulk-650	6½ x 4¼ x 2½	165 x 108 x 54	1/1
16463	TGS1	XL*	7¼ x 5½ x 2¼	184 x 130 x 57	40/40
16466	TXL	XL Bulk-450	7¼ x 5½ x 2¼	184 x 130 x 57	1/1

Tile Grout Scrubbing Sponges

- For scrubbing and haze removal
- Yellow grout sponge on one side to wipe off excess grout from joints
- White scrubber side to remove grout haze and stubborn mortar colors
- Sold 50 per inner pack/50 per outer pack



MADE IN
U.S.A.

MARSHALLTOWN The Premier Line

EDI	Part#	Size-in.	Size-mm
16460	TLW	6½ X 4¼ X 2½	165 X 114 X 54

Turtle Back Sponge

- Great general purpose cellulose sponge
- Shape conforms to hand
- Sold 24 per inner pack/24 per outer pack



MADE IN
U.S.A.

MARSHALLTOWN The Premier Line

EDI	Part#	Size-in.	Size-mm
16587	16587	N/A	N/A

Grout Sealant Tool

- Roll out grout sealant with ease
- Equipped with adjustable line guide
- Interchangeable wheel tip assemblies ranging in width from 1/64" to 1/4" (.4 to 6mm)
- Sold 6 per inner pack/6 per outer pack
- E1080 kit includes one single line striper and all eight interchangeable wheels, sold 6 per inner pack/6 per outer pack



MARSHALLTOWN The Premier Line

EDI	Part#	Description	Size-in.	Size-mm
19680	E1080	Striper Assy	N/A	N/A
19672	E1011	Tip Assy	1/64	.4
19676	E1015	Tip Assy	5/64	2

Scrub Float with Pads

- Cleans all types of grout film, including tough epoxy films from tile without damaging the grout joint
- Velcro® backing makes changing/cleaning pads quick and easy
- Resilient DuraSoft® handle provides a soft feel, reduces fatigue and offers excellent durability
- Sold 1 per inner pack/6 per outer pack
- Replacement pads sold 5 per bag, 1 per inner pack/4 per outer pack



MADE IN
U.S.A.

MARSHALLTOWN The Premier Line

EDI	Part#	Description	Size-in.	Size-mm
14036	14036	Scrub Float w/ Pads	10 X 4½	254 X 114
14037	14037	Handle/Plate Assy.	10 X 4½	254 X 114
15468	WP468	White Pads, Fine	10 X 4½	254 X 114
15469	BP469	Blue Pads, Medium	10 X 4½	254 X 114

Stand-Up Scrub Bug

- Clean all types of grout films, including tough epoxy films, from tile without damaging the grout joint
- To clean the pads, simply pull off and rinse in water
- Includes one scrubbing head, one white pad and one blue pad
- Use with a standard threaded handle (not included)
- Sold 6 per inner pack/6 per outer pack



For handle choices see pages 181-182

MADE IN U.S.A.

QLT^{BY}MARSHALLTOWN

EDI	Part#	Size-in.	Size-mm
15561	SB561	10 X 4½	254 X 114

Cheesecloth

- Loosely woven cotton fabric used for cleaning grout from tile
- 100% unbleached cotton
- Sold 1 per inner pack/72 per outer pack




MADE IN U.S.A.

MARSHALLTOWN The Premier Line

EDI	Part#	Size-sq. ft.	Size-sq. M
10471	CC471	5	.46

Margin Trowels

- Forged from a single piece of high carbon steel
- Tempered, ground and polished from toe to heel
- For our complete line of margin trowels, details and size options **see page 11**



Pointing Trowels

- Forged from a single piece of high carbon steel for unsurpassed strength
- For our complete line of pointing trowels, details and size options **see page 10**



Bucket Trowels

- Forged from a single piece of high carbon steel
- For our complete line of bucket trowels, details and size options **see pages 9-10**



Tile Setter's Trowels

- Forged from a single piece of high carbon steel
- Blade is fully tempered, ground and polished
- Available with hardwood or DuraSoft[®] handle
- Sold 6 per inner pack/6 per outer pack



MADE IN U.S.A.

U.S. Patent Nos. 5,327,612 & 5,446,941

MARSHALLTOWN The Premier Line

EDI	Part#	Size-in.	Size-mm	Handle
10757	57	7 X 4¾	178 X 112	
10758	57D	7 X 4¾	178 X 112	

Tile Setter's Trowel

- Durable construction
- Designed for repeated use but priced for the Do-It-Yourselfer
- Soft grip handle for increased comfort
- Sold 6 per inner pack/60 per outer pack



NEW!

QLT^{BY}MARSHALLTOWN

EDI	Part#	Size-in.	Size-mm
18636	TSTSG74	7 X 4¾	178 X 114

Tile Setter's Trowel

- Tempered blade; fully ground and polished
- Hardwood handle
- Sold 6 per inner pack/60 per outer pack



QLT^{BY}MARSHALLTOWN

EDI	Part#	Size-in.	Size-mm
16127	927	7 X 4¾	178 X 114

Crain® Super Saw

- Has 6½" (165mm) flush-cutting blade; cuts into corners
- Powerful 13 amp motor
- Blade height adjustable up from a flush cut to a maximum of 1" (25mm) off the floor
- Comes with one combination and one masonry blade, detailed instructions, carrying case and guarantee
- Five different blades available
- **15492, 15493 and 15494** fit **810SS** Crain® Super Saw
- **15516 and 15517** fit **812SS** Crain® Super Saw
- Sold 1 per inner pack/10 per outer pack, sold 1 per inner pack/1 per outer pack where noted with *




MARSHALLTOWN The Premier Line

EDI	Part#	Description	Size-in.	Size-mm
15515	812SS*	Saw w/Case	6½	165
15492	803SB	Fine Cut (100 teeth)	6½	165
15493	804SB	Rough Cut (40 carbide teeth)	6½	165
15494	805SB	Masonry (dry cut)	6½	165
15516	821SB*	Carbide Tipped Blade	6½	165
15517	822SB*	Diamond Undercut Blade	6½	165

"Super Clinker" Tile Cutter

- Can score and break tile up to 9/16" (14mm) thick
- Has 5/8" (16mm) diameter guide rails
- Has 7/8" (22mm) diameter solid carbide scoring wheel
- Tile size capacity is 147/8" (380mm)
- Sold 1 per inner pack/4 per outer pack




QLT[™] MARSHALLTOWN

EDI	Part#	Size-in.	Size-mm
15375	M14T	13½	333

"Deluxe Big Clinker" Tile Cutter

- Four position scoring height adjustment knob to allow scoring and cutting of tiles up to 3/4" (19mm) thick
- Cutter has 20 mm diameter dual chrome plated steel bars that are heat treated for longest life
- Features a 4¾" wide breaker foot and a 12" wide protractor gauge
- Makes 27½" straight cut and 19½" diagonal cut length
- 1 per inner/2 per outer pack



QLT[™] MARSHALLTOWN

EDI	Part#	Size-in.	Size-mm
18965	JP70ST	27½	699

"Big Clinker" Tile Cutter

- Four position scoring height adjustment knob to allow scoring and cutting of tile up to 3/4" (19mm) thick
- Titanium scoring wheel and breaker bar of these cutters ride smoothly over the extra large 51/64" (20mm) diameter chrome plated rails
- Has a 20" (508mm) straight cut length and a 16" (406mm) diagonal cut length
- Heavy duty breaker bar with a plastic bottom pad to prevent tile marking
- Sold 1 per inner pack/2 per outer pack



QLT[™] MARSHALLTOWN

EDI	Part#	Size-in.	Size-mm
15569	JP570XE	22½	570

Replacement Parts

- Replacement parts for **M14T, JP570XE** and **JP680XE** tile cutters
- Inner/Outer pack quantities shown in table



Super Clinker Replacement Parts

EDI	Part#	Description	Inner/Outer
15379	MSW3	Scoring Wheel	1/12
15600	M1404	Rubber Pads (2)	1/1
15604	M1415	Rail Bar	1/1
15605	M1420	Sliding Block	1/1
15606	M1421	Breaker Foot	1/1
15607	M1422	Pivot Arm	1/1

Power & Big Clinker Replacement Parts

EDI	Part#	Description	JP570XE	JP680XE	JP700ST
15592	MX47011P	Protractor Gauge	X	X	X
15593	MX47014D	Screw & Washer for Protractor	X	X	X
15596	MX47021	Breaker Foot w/Rubber	X	X	X
15575	MX47025	Pivot Arm Bearing (2/set)	X	X	X
15599	22X	Titanium Rotary Wheel	X	X	X
15576	JP50003	Side Arm Extension (2/set)	X	X	X
15578	JP50010	Handle Assembly w/o Wheel	X	X	X
15579	JP50010A	Wheel Holder	X	X	X
15580	JP50010B	Wheel Holder Coil Spring	X	X	X
15581	JP50010C	Wheel Height Adj. Cam	X	X	X
15582	JP50010D	Cam Knob w/Washer & Screw	X	X	X
15584	JP50020	Bearing Block	X	X	X
15586	JP50026	Knob Screw (Arm Extension)	X	X	X
15570	JP57015	Rail Bar (2/set)	X		
15571	JP57004	Rubber Pad (2/set)	X		
15587	JP68004	Rubber Pad (2/set)		X	
15588	JP68015	Rail Bar (2/set)		X	

VCT Cutters

- Rugged, precision die cast aluminum base
- Adjustable 45° miter guide
- Industrial grade ball bearing action
- Powder coated epoxy enamel finish
- Built-in casters and rubber feet for stationary use
- Adjustable height high carbon steel cutting blades
- VCT12 sold 1 per inner pack/2 per outer pack, VCT18 sold 1 per inner pack/1 per outer pack, replacement parts sold 1 per inner pack/6 per outer pack



MARSHALLTOWN The Premier Line

EDI	Part#	Description	Size in.	Size mm
17380	VCT12	Small Cutter	12	305
17381	VCT18	Large Cutter	18	457
17382	TOPBLD12	Top Cutting Blade w/Bolts	12	305
17383	LWRBLD12	Lower Cutting Blade w/Bolts	12	305
17384	CRSH12	Crankshaft w/Handle & Grip	12	305
17385	GUIDE12	Tile Guide w/Screws	12	305
17386	TOPBLD18	Top Cutting Blade w/Bolts	18	457
17387	LWRBLD18	Lower Cutting Blade w/Bolts	18	457
17388	CRSH18	Crankshaft w/Handle & Grip	18	457
17389	GUIDE18	Tile Guide w/Screws	18	457

Crescent® Tile Nippers

- Has 5/8" (16mm) offset jaws with carbide tips
- Unique handle design for added comfort
- Plastic grip
- Handle stops to protect tips
- Center spring returns jaws to open position
- **WARNING:** Always wear safety goggles when using this tool
- Sold 1 per inner pack/6 per outer pack



MARSHALLTOWN The Premier Line

EDI	Part#	Size-in.	Size-mm
15350	GT28CN	N/A	N/A

Square Head Tile Nippers

- Made from drop forged steel
- Has 5/8" (16mm) offset jaws with carbide tips
- Cushioned handle grips
- Handle stops prevent carbide cutting edges from biting together
- Center return spring opens jaws and improves the feel
- **WARNING:** Always wear safety goggles when using this tool
- Sold 2 per inner pack/20 per outer pack



QLT by MARSHALLTOWN

EDI	Part#	Size-in.	Size-mm
16723	TN724	N/A	N/A

Power Grip Tile Nippers

- Made from drop forged steel
- Has 5/8" (16mm) offset jaws with carbide tips
- Cushioned handle
- Handle stops prevent carbide cutting edges from biting together
- Center return spring opens jaws and improves the feel
- **WARNING:** Always wear safety goggles when using this tool
- Sold 2 per inner pack/20 per outer pack



QLT by MARSHALLTOWN

EDI	Part#	Size-in.	Size-mm
16724	TN725	N/A	N/A

Quarry Pliers

- Longer 10" (254mm) handle capable of cutting thicker, harder tile
- TOSHIBA 5/8" (16mm) carbide tips for long life
- Center-cut design
- Made of drop-forged steel
- **WARNING:** Always wear safety goggles when using this tool
- Sold 1 per inner pack/36 per outer pack



QLT by MARSHALLTOWN

EDI	Part#	Size-in.	Size-mm
15449	MP4	N/A	N/A

Tile Pliers

- Features a 1/2" (13mm) tungsten carbide wheel for scoring
- Also has pliers to break the tile along the score line
- Handles have cushion grip for added comfort
- **WARNING:** Always wear safety goggles when using this tool
- Sold 2 per inner pack/20 per outer pack



QLT by MARSHALLTOWN

EDI	Part#	Size-in.	Size-mm
16720	TP721	N/A	N/A

Mosaic Glass Cutter

- Tungsten carbon scoring wheels with titanium coating
- Circular cutting blades for easy nipping and cutting
- Wheels can be repositioned to get new edge
- **WARNING:** Always wear safety goggles when using this tool
- MGC599 sold 1 per inner pack/1 per outer pack, MGC599SW sold 1 per inner pack/12 per outer pack



QLT by MARSHALLTOWN

EDI	Part#	Description	Size-in.	Size-mm
10599	MGC599	Cutter	N/A	N/A
15245	MGC599SW	Repl. Wheels	N/A	N/A

Tile File

- Removes sharp and irregular edges from tile and marble
- Tungsten carbide grit
- Soft grip handle
- Sold 10 per inner pack/100 per outer pack




QLT BY MARSHALLTOWN

EDI	Part#	Size-in.	Size-mm
11290	TILEFILE	N/A	N/A

Tile Screen

- Smooths rough edges on tile
- Can be bent to fit curves
- Can also be used on wood and plaster
- Two screens per package
- Sold 50 per inner pack/500 per outer pack



QLT BY MARSHALLTOWN

EDI	Part#	Size-in.	Size-mm
11291	TILESCRN	N/A	N/A

Carbide Tipped Chisels

- Specially designed for removing tile
- Shaped to prevent damage to adjacent tiles
- Carbide tips provide long life
- **WARNING:** Always wear safety goggles when using this tool
- Sold 1 per inner pack/1 per outer pack



QLT BY MARSHALLTOWN

EDI	Part#	Size-in.	Size-mm
15356	15356	¼	6
15357	15357	⅜	10
15358	15358	½	13

Carbide Hole Saw

- Carbide grit edge cuts 1⅝" (35mm) diameter holes in ceramic wall tile for water pipes
- Spring automatically ejects slug
- Has ⅜" (10mm) diameter shank that holds a ¼" (6mm) diameter carbide tipped pilot drill
- Sold 1 per inner pack/1 per outer pack



QLT BY MARSHALLTOWN

EDI	Part#	Size-in.	Size-mm
15393	15393	1⅝ Diam.	35 Diam.

Diamond Hole Saw

- For use on all types of ceramic tile and other hard materials
- Gives clean cut holes and long saw life
- Use with water to reduce friction, heat and dust
- Maximum cutting depth is 1¼" (31mm)
- Sold 1 per inner pack/1 per outer pack



QLT BY MARSHALLTOWN

EDI	Part#	Size-in.	Size-mm
15394	15394	1⅝ Diam.	35 Diam.

DuraSoft® Undercut Saw

- Undercuts door jambs and other wall base obstacles
- Specially shaped 12" (305mm) long blade permits right or left hand cutting
- DuraSoft® handle
- Saw sold 1 per inner pack/6 per outer pack, replacement blades sold 12 per inner pack/60 per outer pack



MADE IN
U.S.A.

U.S. Patent No. 5,522,111

MARSHALLTOWN The Premier Line

EDI	Part#	Description	Size-in.	Size-mm
19041	US9041	Saw	12	305
19040	RB9041	Repl. Blade	12	305

Utility Saws

- Four styles to choose from
- For our complete line of utility saws, details and size options **see pages 173-174**



Carbide Scoring Cutter

- Reversible blade has carbide tips on each end for double life
- Score and cut cement backer board, linoleum, Plexiglas and soft tile
- Excellent tool for degrouting work or removing caulk
- **WARNING:** Always wear the necessary eye, ear and breathing protection when using this tool
- Sold 1 per inner pack/12 per outer pack



QLT BY MARSHALLTOWN

EDI	Part#	Description	Size-in.	Size-mm
16068	SC68	Carbide Scoring Cutter	5½	140
16069	SC68RB	Carbide Repl. Blade	3	76

Carbide Cement Board Cutter

- Multi-purpose cutter features three tungsten carbide cutting blades: two scoring and one chiseling
- Professional grade tool ideal for scoring laminates, counter tops, roof tiles, fiberglass roofing, shingles and much more
- Sold 12 per inner pack/120 per outer pack



QLT BY MARSHALLTOWN

EDI	Part#	Size-in.	Size-mm
17813	CBC813	7½ x 1½ x ¾	191 x 38 x 19

Cushion Back Cutter

- For trimming and cutting dense or sponge back carpet
- Double 30 degree angle blades cut either side of the row close and clean, producing better seams
- Slotted blades are easily retractable and replaceable
- Replace dull blades with 9060RB
- Sold 1 per inner pack/ 20 per outer pack
- Blades sold in boxes of 100, 1 per inner pack/ 1 per outer pack



QLT BY MARSHALLTOWN

EDI	Part#	Description	Size-in.	Size-mm
12210	CBC	Cutter	N/A	N/A
14947	9060RB	Repl. Blades	N/A	N/A

Knives

- Many styles of knives to choose from
- For our complete line of knives, details and size options **see page 235**



Carpet Knife

- Magnet holds blade in place during replacement
- Large knob allows for easy opening
- DuraSoft® handle for increased comfort and reduced fatigue
- Includes three blades, stored in handle
- 12 knives per display box
- Sold 12 per inner pack/12 per outer pack



MARSHALLTOWN The Premier Line

EDI	Part#	Description	Size-in.	Size-mm
19060	9060	Knife	5¾	146
14946	9060SB	Replacement Blades	N/A	N/A
14947	9060RB	Replacement Blades	N/A	N/A

Stair Tool

- For tucking carpet into stair crotches and tack strip
- Soft cushion grip provides added comfort and superior grip
- Edges are rounded to prevent snagging and cutting
- Chrome plated steel extends life of tool
- Sold 1 per inner pack/ 24 per outer pack



QLT BY MARSHALLTOWN

EDI	Part#	Size-in.	Size-mm
12211	ST35	3½	89

Claw Hammers

- For details and size options on Claw Hammers **see pages 237-238**



Carpet Seam Roller

- Star wheel design blends carpet yarn at seam
- Soft grip handle for increased comfort
- Improves seam strength by forcing adhesive into carpet backing
- Sold 1 per inner pack/ 24 per outer pack



QLT BY MARSHALLTOWN

EDI	Part#	Description	Size-in.	Size-mm
12214	CSR35	Small Seam Roller	3½	89
12213	CSR5	Large Seam Roller	5	127

Knee Kicker

- Extra thick knee pad for comfort
- Non-slip hand grip
- Adjusts from 17½" to 21½"
- High contour neck
- Sold 1 per inner pack/ 9 per outer pack



QLT BY MARSHALLTOWN

EDI	Part#	Description	Size-in.	Size-mm
12212	CSKK	Knee Kicker	17½ - 21½	445 - 546
12403	PPACS	Pin Plate Assy 16 Teeth	N/A	N/A
12527	NGPCS	Nap Grip Pads (3)	N/A	N/A
12562	BACS	Bumper Assy	N/A	N/A
13379	KKSC	Repl Spring Clip	N/A	N/A

Power Carpet Stretcher

- 60 degree swivel for stretching angles or into corners
- Includes power unit, 18" tail block with wheels, transfer tube, 3 - 3ft(914mm) extension tubes, 1 adjustable locking tube, and one carrying case
- Can reach a maximum distance of 23ft 4in. (7.1M)
- Extension tubes extend out up to 5ft(1.5M)
- Tail block has wheels for easy movement, won't mark walls
- Adjustable pin penetration and easy to reach locking mechanism
- Adjustable locking tube extends without having to use push buttons
- Sold 1 per inner pack/ 1 per outer pack



Gripper View

QLT BY MARSHALLTOWN

EDI	Part#	Size-in.	Size-M
12215	PCS	280	7.1

Electric Stapler

- Used for installing carpet
- Jam proof with 85 staple capacity
- Low overall height makes it easier to get into small spaces (9" L x 7.5"H x 2.75" W)
- Works with 1/4", 5/16", 3/8", 1/2", and 9/16" length staples with a 20 gauge 3/16" crown
- Includes a box of 5000 20 gauge 3/16" crown, 9/16" length staples
- 5 Amp, 120 Volt 60 Hz single phase power
- Stapler sold 1 per inner pack/ 5 per outer pack
- Staples come 5000 pcs. per box
- Staples sold 1 box per inner pack/ 20 boxes per outer pack



QLT BY MARSHALLTOWN

EDI	Part#	Description
17471	ESTAPLER	Electric Stapler with Case
17472	ESTAPLES	Repl. Staples

Hammer Tackers

- Easy loading of staples
- Professional quality for carpet installation, roofing, insulation, upholstery and much more
- **WARNING:** Do not hold the tacker toward people as it could cause serious injury
- Sold 10 per inner pack/20 per outer pack



REDUCED PRICE WHILE SUPPLIES LAST!

QLT BY MARSHALLTOWN

EDI	Part#	Size-in.	Size-mm
12940	HT1438	¼ - ⅜	6 - 10
12941	HT516916	⅝ - ⅞	8 - 14

Staple Gun

- For use with different crown width staples
- Adjustable wire attachment for wires and cables up to ⅜" (9.52mm) in diameter
- Includes 600 high carbon wire staples, 8mm wrench, and instruction sheet
- **WARNING:** Do not hold the stapler toward people as it could cause serious injury
- Sold 1 per inner pack/10 per outer pack



REDUCED PRICE WHILE SUPPLIES LAST!

QLT BY MARSHALLTOWN

EDI	Part#	Size-in.	Size-mm
12942	SG14916	¼ - ⅞	6-14

Staples

- 100 piece strips, 1,000 pieces per box
- Sold 50 per inner pack/100 per outer pack



QLT BY MARSHALLTOWN

EDI	Part#	Size-in.	Size-mm
12943	STAPLES14	¼	6
12944	STAPLES516	⅝	8
12947	STAPLES38	⅜	10
12948	STAPLES12	½	12
12949	STAPLES916	⅞	14

Snips

- Durable aluminum frame
- Ideal tool for cutting sheet metal, wire and plastic
- Replaceable blades (sold separately)
- Easy blade replacement-no need to grind off rivets
- Snips sold 3 per inner pack/12 per outer pack, blades sold 12 pair per inner pack/60 pair per outer pack




QLT BY MARSHALLTOWN

EDI	Part#	Description	Size-in.	Size-mm
15396	15396	Snips	12	305
15397	15397	Snips	14	356
15496	15496	Repl. Blades	12	305
15497	15497	Repl. Blades	14	356

Aviation Snips

- Double-action snips
- Available in three styles, vinyl grips are color coded for cutting direction: left cut (red), right cut (green), straight (yellow)
- 10" (254 mm) long
- Sold 6 per inner pack/24 per outer pack



QLT BY MARSHALLTOWN

EDI	Part#	Description
16710	16710	Right Cut
16712	16712	Left Cut
16714	16714	Straight Cut

Grout Saw

- Resilient DuraSoft® handle with finger guard
- Die cast aluminum mounting with thumb rest
- Blade coated with tungsten carbide
- Replacement blades available
- Saw sold 6 per inner pack/24 per outer pack, blades sold 1 per inner pack/1 per outer pack



MADE IN U.S.A.

U.S. Patent Nos. 5,327,612 & 5,446,941

MARSHALLTOWN The Premier Line

EDI	Part#	Description	Size-in.	Size-mm
15470	446	Grout Saw	N/A	N/A
15465	15465	Repl. Blades	N/A	N/A

Grout Saw

- Made of hard plastic yet lightweight
- Blade is coated with tungsten carbide abrasive and can be removed and replaced
- Designed to aid in the removal of tile grout
- Saw sold 6 per inner pack/6 per outer pack, replacement blades sold 1 per inner pack/1 per outer pack



QLT BY MARSHALLTOWN

EDI	Part#	Description	Size-in.	Size-mm
17800	GS671	Saw w/Blade	N/A	N/A
17802	RB670	Repl. blade	N/A	N/A

Tile Stones & Rub Bricks

- Available in many sizes with or without handle
- Smooths and dresses down newly cut tile
- Variety of grits available
- Available in black (silicon carbide) or white (aluminum oxide)
- White stones will not mark tile
- Sold 1 per inner pack/6 per outer pack, * sold 1 per inner pack/4 per outer pack, ** sold 1 per inner pack/5 per outer pack



MARSHALLTOWN The Premier Line

EDI	Part#	Grit/Description	Size-in.	Size-mm
16533	16533*	20 Round w/Handle	6 X 1	152 X 25
16537	16537**	20 w/Handle	8 X 3½ X ¾	203 X 89 X 19
16547	16547*	20 Fluted	6 X 2 X 2	152 X 51 X 51
16545	16545*	20 Fluted	8 X 2 X 2	203 X 51 X 51
16440	840**	20 Fluted w/Handle	6 X 3 X 1	152 X 76 X 25
16441	841**	20 Fluted w/Handle	8 X 3½ X 1½	203 X 89 X 38
15503	15503	24 Black	6 X 2 X 1	152 X 51 X 25
15504	15504	30 Black	6 X 2 X 1	152 X 51 X 25
15505	15505	46 Black	6 X 2 X 1	152 X 51 X 25
16531	16531	60-90 Combo Black	4 X 1	102 X 25
15506	15506	60 Black	6 X 2 X 1	152 X 51 X 25
15510	15510	60-90 Combo Black	6 X 2 X 1	152 X 51 X 25
16535	16535	60 w/Handle-Fluted	6 X 3 X 1	152 X 76 X 25
15380	15380	60 Black	8 X 2 X 1	203 X 51 X 25
15382	15382	60 White	8 X 2 X 1	203 X 51 X 25
15383	15383	80 White	8 X 2 X 1	203 X 51 X 25
15507	15507	80 Black	6 X 2 X 1	152 X 51 X 25
15381	15381	80 Black	8 X 2 X 1	203 X 51 X 25
15508	15508	120 Black	6 X 2 X 1	152 X 51 X 25
15509	15509	150 Black	6 X 2 X 1	152 X 51 X 25

Heavy Duty Scrapers

- Sharp 4" (102mm) wide blade for stripping hard to remove floor coverings and adhesives
- Heavy duty aluminum construction
- Double sided, hardened steel blade
- Easy to replace blade
- Scraper size refers to handle length
- Inner/outer pack quantities shown in table



MARSHALLTOWN The Premier Line

EDI	Part#	Description	Size-in.	Size-mm	Inner/Outer
10467	SC412	Scraper	12	305	6/24
10468	SC418	Scraper	18	457	6/30
10469	SC448	Scraper	48	1219	6/18
10470	SCBLADE	Repl. Blade	4	102	10/100

Crain® Scrapers

- 4 or 8" (102 or 203mm) scraping blade
- Available with 12" (305mm), 18" (457mm) handles or with a 39 to 59" (991 to 1499mm) telescoping handle
- Comfortable rubber handle grip
- Inner/outer pack quantities shown in table



MADE IN
U.S.A.

MARSHALLTOWN The Premier Line

EDI	Part#	Size-in.	Size-mm	Inner/Outer
15384	350	4 X 12	102 X 305	6/24
15385	360	4 X 18	102 X 457	10/30
15388	375	8 X 39-59	203 X 991-1499	6/6

Replacement Blades For Scrapers

- All blades are 3/4" (19mm) wide and 1/32" (8mm) thick
- Sold 1 per inner pack/10 per outer pack



MADE IN
U.S.A.

MARSHALLTOWN The Premier Line

EDI	Part#	Description	Size-in.	Size-mm
15386	15386	Tube of 10 blades	4	102
19636	E444	Box of 100 blades	4	102
15389	15389	Tube of 3 blades	8	203
15390	15390	Tube of 10 blades	8	203

T-Handled Floor Scraper

- All steel heavy duty construction
- 54" (1372mm) long T-handle
- Removes many types of floor coverings from a variety of floors
- Ships with 7" (178mm) blade
- Inner/Outer Pack quantities listed in table




QLT-MARSHALLTOWN

EDI	Part#	Description	Size-in.	Size-mm	Inner/Outer
12504	THS7	Scraper w/ Blade	54 x 7	1372 x 178	1/6
12506	THS7B	7" Repl. Blade	7 x 3	178 x 76	24/120
12507	THS10B	10" Repl. Blade	10 x 3	254 x 76	24/96

Floor Scrapers

- 60 X 1 1/8" (1524 X 28mm) steel handle securely welded to heavy angle iron bracket
- Blade is heavy gauge spring steel
- Plastic grip on handle to protect hands
- This durable scraper is the perfect clean-up tool
- Replacement blades available
- Sold 6 per inner pack/6 per outer pack




MADE IN
U.S.A.

MARSHALLTOWN The Premier Line

EDI	Part#	Description	Size-in.	Size-mm
12127	420	Floor Scraper	9 X 4 1/2	229 X 114
12129	420B	Repl. Blade	9 X 4 1/2	229 X 114
16453	720	Floor Scraper	14 X 4 1/2	356 X 114
16454	720B	Repl. Blade	14 X 4 1/2	356 X 114
16398	820	Floor Scraper	20 X 4 1/2	508 X 114
16399	820B	Repl. Blade	20 X 4 1/2	508 X 114

Floor Scrapers

- Used for surface preparation or cleaning of concrete forms and concrete and wood floors
- 54 x 1 1/8" (1372 x 28mm) steel handle securely bolts to blade stiffener
- Non-Slip grip provides comfort and durability
- Blade is made of high quality 20 gauge high carbon steel
- Inner/Outer Pack quantities listed in table



FFS36 & FFS48
come with outriggers

MADE IN
U.S.A.

MARSHALLTOWN The Premier Line

EDI	Part#	Description	Size-in.	Size-mm	Inner/Outer
18359	FFS7	Scraper	7	178	4 / 4
18360	FFS14	Scraper	14	356	4 / 4
18361	FFS18	Scraper	18	457	4 / 4
18362	FFS22	Scraper	22	559	4 / 4
18363	FFS36	Scraper	36	914.4	1 / 1
18364	FFS48	Scraper	48	1219	1 / 1
18365	FFS7RB	Repl Blade	7	178	4 / 4
18366	FFS14RB	Repl Blade	14	356	4 / 4
18367	FFS18RB	Repl Blade	18	457	4 / 4
18368	FFS22RB	Repl Blade	22	559	4 / 4
18369	FFS36RB	Repl Blade	36	914	1 / 1
18370	FFS48RB	Repl Blade	48	1219	1 / 1


Squeegees

- For our complete line of squeegees see pages 144-145



Floor Scraper

- Blade is spring steel
- Metal ferule connects 60" (1524mm) wood handle
- Size in table refers to blade
- Sold 6 per inner pack/6 per outer pack



QLT BY MARSHALLTOWN

EDI	Part#	Description	Size-in.	Size-mm
25490	RED700506	Scraper	14	356
25491	RED700518	Scraper	18	457
25496	RED700855	Scraper	22	559
25500	RED700506	Repl. Blade	14	356
25492	RED700519	Repl. Blade	18	457
25497	RED700856	Repl. Blade	22	559

Heavy Duty Forged Scraper

- Stamped from a single piece of steel
- D-Grip handles are one-piece high-density nylon
- Sold 1 per inner pack/1 per outer pack



MARSHALLTOWN The Premier Line

EDI	Part#	Description	Size-in.	Size-mm
17303	FS47D	7" (178 mm) Forged Scraper	47	1194

Heavy Duty Forged Scraper

- Stamped from a single piece of steel
- Ash wood handle is 48" (1219mm)
- Blade size is 7" X 6" (178 X 152mm)
- Sold 1 per inner pack/1 per outer pack



MARSHALLTOWN The Premier Line

EDI	Part#	Description	Size-in.	Size-mm
24305	RED802911A	Scraper w/Handle	48	1219

Scraper

- Stamped steel head, shank pattern handle attachment
- Wood handle is 54" (1372mm)
- Blade size is 7" X 5" (178 X 127mm)
- Sold 1 per inner pack/1 per outer pack



QLT BY MARSHALLTOWN

EDI	Part#	Description	Size-in.	Size-mm
24304	RED802910P	Scraper w/Handle	54	1372

Scraper

- Homeowner grade
- Wood handle is 48" (1219mm)
- Blade size is 7" X 4 1/2" (178 X 115mm)
- Sold 1 per inner pack/1 per outer pack



QLT BY MARSHALLTOWN

EDI	Part#	Description	Size-in.	Size-mm
24300	RED802912	Scraper w/Handle	48	1219

"The Persuader" Floor Board Lifter

- Blade section is 2 1/4" (57mm) wide
- Designed for positive leverage with minimal damage
- Sold 1 per inner pack/10 per outer pack



MARSHALLTOWN The Premier Line

EDI	Part#	Size-in.	Size-mm
12012	PB012	18 1/4	463

Tape Measure

- For our tape measures, details and size options **see page 28**



Levels

- Many styles to choose from
- For our complete line of levels, details and size options **see page 238**



High Strength Screeds

- Many sizes to choose from
- For our complete line of screeds, details and size options **see page 95**



Straight Edge Sets

- Made from extruded magnesium or aluminum; "L" shaped
- Aluminum set contains: 24, 36, 48, 58, and 72" lengths (610, 914, 1219, 1473 and 1829 mm)
- Magnesium set contains: 18, 24, 30, 36, 54, and 72" lengths (457, 610, 762, 914, 1372 and 1829mm)
- Sold 1 set per inner/outer pack




MADE IN
U.S.A

MARSHALLTOWN The Premier Line

EDI	Part#	Description	Size-in.	Size-mm
17815	TS685	Magnesium	3½W x 1¼H	89W x 31H
15411	TS686	Aluminum	3½W x 1¼H	89W x 31H

Tavy® Tile Spacers

- Made of stiffer material to keep line better and will not sink into mud as much
- Easy to use and remove
- 100 per bag
- Sold 1 bag per inner pack/24 per outer pack



MADE IN
U.S.A

MARSHALLTOWN The Premier Line

EDI	Part#	Description	Size-in.	Size-mm
15546	15546	White	1/8	3
15545	15545	Blue	3/16	5
15548	15548	Orange	1/4	6
15547	15547	Grey	3/8	10

Tile Spacers

- Available in different thicknesses
- For evenly spacing wall and floor tile
- Accurately sized for uniform spacing
- Easier to remove soft material
- Inner/outer pack quantities are shown in table



MADE IN
U.S.A

MARSHALLTOWN The Premier Line

EDI	Part#	Size-in.	Size-mm	Qty	Inner/Outer
15249	15249	1/16	1.5	300/Bag	1/45
15479	15479	1/8	3	200/Bag	1/45
15480	15480	1/8	3	1600/Box	1/12
15483	15483	3/16	4	150/Bag	1/45
15484	15484	3/16	4	850/Box	1/12
15487	15487	1/4	6	100/Bag	1/45
15488	15488	1/4	6	550/Box	1/12
15489	15489	3/8	10	50/Bag	1/45
15490	15490	3/8	10	300/Box	1/12

Tile Spacers

- Floor spacers made of soft, dense foam
- Allows for precise setting of floor tiles while providing some compression to compensate for inconsistent tiles
- Sold 1 per inner pack/12 per outer pack, 45 per inner pack/135 per outer pack where noted with *



QLT BY MARSHALLTOWN

EDI	Part#	Description	Size-in.	Size-mm	Qty
15228	15228*	+	1/8	3	200/bag
15229	15229	+	1/8	3	1600/box
15230	15230*	+	3/16	5	150/bag
15231	15231	+	3/16	5	950/box
15232	15232*	+	1/4	6	100/bag
15234	15234*	+	3/8	10	50/bag
15235	15235	+	3/8	10	350/box
15236	15236*	+	1/2	13	35/bag
15250	15250*	T	1/8	3	200/bag
15251	15251*	T	3/16	5	150/bag
15252	15252*	T	1/4	6	100/bag
15253	15253*	T	3/8	10	50/bag
15237	15237*	Long +	1/8	3	150/bag
15238	15238*	Long +	3/16	5	100/bag
15239	15239*	Long +	1/4	6	75/bag

Chalk & Chalk Boxes

- For details **see pages 238-239**



Suction Cups

- Helps protect against cuts and scrapes when handling glass or sheet metal
- Good for installing ceramic tiles
- Use on any non-porous surface
- **12121** lifts up to 8lbs., **12120** lifts up to 10lbs.
- Sold 1 per inner pack/12 per outer pack



QLT BY MARSHALLTOWN

EDI	Part#	Size-in.	Size-mm
12121	12121	2 $\frac{1}{2}$ "	67
12120	12120	3 $\frac{1}{4}$ "	83

Tile Spacer Popper

- Used to easily remove tile spacers
- Comfortable DuraSoft® handle with finger guard
- Sold 6 per inner pack/6 per outer pack



MADE IN U.S.A.

MARSHALLTOWN The Premier Line

EDI	Part#	Size-in.	Size-mm
15473	TSP473	N/A	N/A

Grout Bags

- For our complete line of grout bags, details and size options **see pages 17-18**



Rubber Mallet

- White rubber leaves no marks
- Hardwood handle
- Sold 6 per inner pack/36 per outer pack



QLT BY MARSHALLTOWN

EDI	Part#	Size-in.	Size-mm	Weight-oz.
15430	789	12	305	16

Tile Dolly

- Wood platform with non-marking wheels
- 400lb. (181 kg) working load rating
- Sold 1 per inner pack/1 per outer pack



QLT BY MARSHALLTOWN

EDI	Part#	Size-in.	Size-mm
19044	TD9044	11 $\frac{1}{2}$ X 22	286 X 559

Silver Foxtail Brush

- For cleaning grout film from ceramic tile
- Stiff bristles with soft ends
- 13 $\frac{1}{2}$ " (343mm) long hardwood block
- Sold 1 per inner pack/12 per outer pack



MADE IN U.S.A.

MARSHALLTOWN The Premier Line

EDI	Part#	Size-in.	Size-mm
15434	6520	9 X 2 $\frac{5}{8}$ "	229 X 67

All-Terrain™ Knee Pads

- Injected gel provides superior comfort and protection
- All Terrain™ cover easily snaps off and on
- **GKP368** with raised heel that evenly distributes body weight
- Extended feet absorb pressure while supporting the knee
- Adjustable clip fastener
- Double straps eliminate binding behind the knee
- Sold 1 pair per inner pack/6 pair per outer pack



MARSHALLTOWN The Premier Line

EDI	Part#	Size-in.	Size-mm
12138	GKP368	9 $\frac{1}{2}$ X 6 $\frac{1}{2}$ "	242 X 165
12137	GKP37	8 X 6 $\frac{1}{2}$ "	203 X 165

Gel Knee Pads

- Injected gel provides superior comfort and protection
- Tough nylon exterior for added durability
- Adjustable clip fastener
- Double straps eliminate binding behind the knee
- Sold 1 pair per inner pack/4 pair per outer pack



MARSHALLTOWN The Premier Line

EDI	Part#	Size-in.	Size-mm
12136	GKP36	8 X 6 $\frac{1}{2}$ "	203 X 165

Replacement Clips for Gel Knee Pads

- Replacement clips for **GKP368**, **GKP37** and **GKP36**
- 4 clips per pack
- Sold 1 per inner pack/1 per outer pack



MARSHALLTOWN The Premier Line

EDI	Part#	Description
10899	GKPClips	Repl. Clips

Rubber Knee Pads

- Made from comfortable foam rubber
- Single web strap holds them in place
- Strap will not slip or bind
- 823 sold 1 pair per inner pack/20 pair per outer pack
- 16411 sold individually, 1 per inner/outer pack



MADE IN
U.S.A

MARSHALLTOWN The Premier Line

EDI	Part#	Description	Size-in.	Size-mm
16412	823	Knee Pads	7 X 5½	178 X 140
16411	16411	Replacement Strap	N/A	N/A

Neolite Knee Pads

- Tough construction stands up under hard wear
- Neolite pads are felt lined and shaped to fit your knee
- One leather strap holds them in place
- Strap will not slip or bind
- Sold 1 pair per inner pack/20 pair per outer pack



MADE IN
U.S.A

MARSHALLTOWN The Premier Line

EDI	Part#	Size-in.	Size-mm
16410	821	7 X 7	178 X 178

Professional Knee Pads

- Foam liner to absorb pressure on knee joint
- Liner held in place by four studs
- Liner nests in the flexible, non-slip shell
- Secured by two easy-to-adjust straps
- Sold 1 pair per inner pack/12 pair per outer pack



QLT^{BY} MARSHALLTOWN

EDI	Part#	Size-in.	Size-mm
16450	KP1	6½ X 6	169 X 152

Racatac™

- Adjustable seat supports upper body weight and leaves feet free to control movement
- Knee pads allow knees to rest freely
- Work in shorts without bulky knee pads
- 2 or 3" (51 or 76mm) casters allow you to roll instead of bouncing around your work on your knees
- Keeps you elevated off your work and above wet, dirty or dusty floors
- Work on 1 or 2 knees
- Sold 1 per inner pack/1 per outer pack



01RAC3

Racatac™ w/Chest Support

- Allows you to work in a supported and leaning over position while sitting and kneeling on the Racatac™
- Adjustable seat supports upper body weight and leaves feet free to control movement
- Knee pads allow knees to rest freely
- Work in shorts without bulky knee pads
- 2 or 3" (51 or 76mm) casters allow you to roll instead of bouncing around your work on your knees
- Keeps you elevated off your work and above wet, dirty or dusty floors
- Work on 1 or 2 knees
- Sold 1 per inner pack/1 per outer pack



01RACCS

MADE IN
U.S.A

MARSHALLTOWN The Premier Line

EDI	Part#	Description
11091	01RAC	Racatac w/ 2" Casters
11092	01RAC3	Racatac w/ 3" Casters
11093	01RACCS	Racatac w/ Chest Support and 2" Casters
11094	01RAC3CS	Racatac w/ Chest Support and 3" Casters

Replacement Parts

EDI	Part#	Description	Inner/Outer
11095	05RCS	Racatac Chest Support	1/6
11096	MR1006	2" Replacement Caster (single)	1/1
11097	MR10063	3" Replacement Caster (single)	1/1
11098	MR1004	Replacement Knee Pads (single)	1/1

China Markers

- Paper wrapped pencils with tear string
- Perfect for marking on glass, plastic, film, paper, metal, rubber or any other smooth surface
- Each inner pack contains 12 markers
- Sold 1 per inner pack/10 per outer pack

QLT BY MARSHALLTOWN

EDI	Part#	Description	Size-in.	Size-mm
15438	B77	Black	N/A	N/A
15439	R79	Red	N/A	N/A
15440	W92	White	N/A	N/A



Bucket Heater

- Designed to continuously heat buckets of water
- 1000 watt, 120 volt power will heat water over 150°
- Ideal for use on cold winter days
- Stainless steel guard
- Sold 1 per inner pack/12 per outer pack



MADE IN
U.S.A.

MARSHALLTOWN The Premier Line

EDI	Part#	Size-in.	Size-mm
19043	742G	N/A	N/A

Extension Roller

- Adjustable design, plated to prevent rust
- No axle projections, allowing flush work into corners
- For use on counter tops, walls and resilient flooring
- Roller is 7³/₈ X 1¹/₂" (187 X 38mm)
- Sold 2 per inner pack/24 per outer pack



QLT BY MARSHALLTOWN

EDI	Part#	Size-in.	Size-mm
16007	ER007	17 to 27	432 to 686

"J" Roller

- Recessed end permits rolling near back splashes or walls
- Designed for use by plastic laminate installers
- Roller is 3" (76mm) wide; 1¹/₂" (38mm) diameter
- Sold 6 per inner pack/60 per outer pack



QLT BY MARSHALLTOWN

EDI	Part#	Size-in.	Size-mm
16008	JR008	13	330

Wax Bowl Ring Kit

- Can be used for all floor type toilets
- Lasting gas-proof, water-proof, odor-proof seal between bowl and flange
- Will not dry out, harden or lose its "tackiness"
- Kit contains bowl ring, washers, nuts and bolts
- **RWG5** is to be used in remodeling jobs where a thicker floor is installed
- Sold 1 per inner pack/1 per outer pack



QLT BY MARSHALLTOWN

EDI	Part#	Wax Thickness	Hardware Length
13731	RWG5	1 ¹ / ₄ " (32mm)	3 ¹ / ₂ " (89mm)
15495	RWG6	³ / ₄ " (19mm)	2 ¹ / ₄ " (57mm)

Safety Gear

- For our complete line of safety products
see pages 249-250



Square Notches



Notches are shown actual size



$\frac{3}{8}'' \times \frac{3}{8}'' \times \frac{3}{8}''$
10 x 10 x 10 mm



$\frac{1}{2}'' \times \frac{1}{2}'' \times \frac{1}{2}''$
13 x 13 x 13 mm



$\frac{19}{32}'' \times \frac{19}{32}'' \times \frac{13}{16}''$
15 x 15 x 30 mm

U Notches



Notches are shown actual size



$\frac{3}{16}'' \times \frac{3}{16}'' \times \frac{5}{8}''$
4.5 x 4.5 x 16 mm



$\frac{1}{2}'' \times \frac{1}{2}'' \times 2''$
13 x 13 x 51 mm



$\frac{3}{16}'' \times \frac{11}{32}'' \times \frac{15}{64}''$
4.5 x 8.5 x 46 mm



$\frac{3}{8}'' \times \frac{1}{2}'' \times \frac{1}{2}''$
10 x 13 x 38 mm



$\frac{3}{16}'' \times \frac{3}{8}'' \times \frac{13}{4}''$
4.5 x 10 x 44 mm



$\frac{5}{16}'' \times \frac{5}{16}'' \times \frac{3}{4}''$
8 x 8 x 19 mm



$\frac{1}{4}'' \times \frac{1}{4}'' \times \frac{1}{2}''$
6 x 6 x 38 mm



$\frac{9}{16}'' \times \frac{5}{8}'' \times 1''$
14 x 16 x 25 mm



$\frac{1}{4}'' \times \frac{3}{8}'' \times \frac{1}{4}''$
6 x 10 x 32 mm



$\frac{5}{8}'' \times \frac{5}{8}'' \times 1''$
16 x 16 x 25 mm

• For a Notched Trowel dimension key **see page 205**

Stainless Steel Trowels

- Aluminum alloy mounting riveted to hard tempered blade
- U Notched **5776SS**
- Blade size is 4½ X 11" (114 X 279mm) unless specified otherwise
- For EIFS applications
- Choice of resilient DuraSoft® handle or smooth, natural finish hardwood handle
- Trowels with notches on the right side only and 4½ X 12" (114 X 305mm) blade indicated with *
- Sold 6 per inner pack/6 per outer pack



5776SSD



U.S. Patent No. 5,522,111

MARSHALLTOWN The Premier Line

EDI	Part#	Size-in.	Size-mm	Handle
10705	5705SSD	¾ X ¾ X ⅝	4.5 X 4.5 X 16	
10712	5705SS	¾ X ¾ X ⅝	4.5 X 4.5 X 16	
10704	5704SSD	¾ X ¾ X 1¼	4.5 X 10 X 44	
10711	5704SS	¾ X ¾ X 1¼	4.5 X 10 X 44	
10706	5706SSD	¼ X ¼ X 1½	6 X 6 X 38	
10713	5706SS	¼ X ¼ X 1½	6 X 6 X 38	
10707	5707SSD	⅝ X ⅝ X ¾	8 X 8 X 19	
10714	5707SS	⅝ X ⅝ X ¾	8 X 8 X 19	
10709	5709SSD	¾ X ½ X 1½	10 X 13 X 38	
10716	5709SS	¾ X ½ X 1½	10 X 13 X 38	
10710	5776SSD*	½ X ½ X 2	13 X 13 X 51	
10717	5776SS*	½ X ½ X 2	13 X 13 X 51	
10708	5708SSD	⅝ X ⅝ X 1	16 X 16 X 25	
10715	5708SS	⅝ X ⅝ X 1	16 X 16 X 25	

Carbon Steel Trowels

- Aluminum alloy mounting riveted to a hard tempered steel blade
- Choice of resilient DuraSoft® handle or hardwood handle
- Trowels with notches on the right side only indicated with *
- Sold 6 per inner pack/6 per outer pack



U.S. Patent No. 5,522,111

MARSHALLTOWN The Premier Line

4½ X 11" (102 X 279) Blade

EDI	Part#	Notch Size-in.	Notch Size-mm	Notch	Handle
10719	5705SD	¾ X ¾ X ⅝	4.5 X 4.5 X 16	U	
10725	5705S	¾ X ¾ X ⅝	4.5 X 4.5 X 16	U	
10718	5704SD	¾ X ¾ X 1¼	4.5 X 10 X 44	U	
10724	5704S	¾ X ¾ X 1¼	4.5 X 10 X 44	U	
10720	5706SD	¼ X ¼ X 1½	6 X 6 X 38	U	
10726	5706S	¼ X ¼ X 1½	6 X 6 X 38	U	
10721	5707SD	⅝ X ⅝ X ¾	8 X 8 X 19	U	
10727	5707S	⅝ X ⅝ X ¾	8 X 8 X 19	U	
15779	5779S	¾ X ¾ X ¾	10 X 10 X 10	SQ	
15820	5779SD	¾ X ¾ X ¾	10 X 10 X 10	SQ	
10723	5709SD	¾ X ½ X 1½	10 X 13 X 38	U	
10729	5709S	¾ X ½ X 1½	10 X 13 X 38	U	
15775	775S	½ X ½ X ½	13 X 13 X 13	SQ	
15804	775SD	½ X ½ X ½	13 X 13 X 13	SQ	
15774	5774S*	1⅞ X 1⅞ X 1⅞	15 X 15 X 30	SQ	
15818	5774SD*	1⅞ X 1⅞ X 1⅞	15 X 15 X 30	SQ	
10722	5708SD	⅝ X ⅝ X 1	16 X 16 X 25	U	
10728	5708S	⅝ X ⅝ X 1	16 X 16 X 25	U	

4½ X 12" (102 X 305mm) Blade

EDI	Part#	Notch Size-in.	Notch Size-mm	Notch	Handle
15772	5772S*	¾ X 1½ X 1⅝	4.5 X 8.5 X 46	U	
15773	5772SD*	¾ X 1½ X 1⅝	4.5 X 8.5 X 46	U	
15783	5783S	¼ X ¾ X 1¼	6 X 10 X 32	U	
15822	5783SD	¼ X ¾ X 1¼	6 X 10 X 32	U	
15777	5776S*	½ X ½ X 2	13 X 13 X 51	U	
15778	5776SD*	½ X ½ X 2	13 X 13 X 51	U	
15784	5784S	¾ X ⅝ X 1	14 X 16 X 25	U	
15785	5784SD	¾ X ⅝ X 1	14 X 16 X 25	U	

DuraFlex Trowels

- PermaShape® guarantees trowel will maintain original flat shape
- Flat, yet flexible blade makes applications easier with more consistent finish
- Available with a long or short mounting which allows for more flexibility
- Highest grade hardened and tempered golden stainless steel blade, properly shaped and fastened with stainless steel rivets
- Withstands pressure of hard-troweling
- Sold 1 per inner pack/12 per outer pack, 6 per outer pack where noted with *

Golden Stainless!

MOST FLEXIBLE TROWEL AVAILABLE



MADE IN U.S.A.

U.S. Patent Nos. 5,697,265; 5,522,111; & 5,791,009

MARSHALLTOWN The Premier Line

EDI	Part#	Mounting	Blade-in.	Blade-mm	Handle
14468	4468DF	7 $\frac{3}{4}$ " (197mm)	12 X 5	305 X 127	
14467	4467DFD	7 $\frac{3}{4}$ " (197mm)	12 X 5	305 X 127	
14658	4658DFL	9 $\frac{3}{4}$ " (248mm)	12 X 5	305 X 127	
14663	4663DFDL	9 $\frac{3}{4}$ " (248mm)	12 X 5	305 X 127	
14470	4470DF	7 $\frac{3}{4}$ " (197mm)	13 X 5	330 X 127	
14469	4469DFD	7 $\frac{3}{4}$ " (197mm)	13 X 5	330 X 127	
14665	4665DFL	9 $\frac{3}{4}$ " (248mm)	13 X 5	330 X 127	
14681	4681DFDL	9 $\frac{3}{4}$ " (248mm)	13 X 5	330 X 127	
14472	4472DF	9 $\frac{3}{4}$ " (248mm)	14 X 5	356 X 127	
14471	4471DFD	9 $\frac{3}{4}$ " (248mm)	14 X 5	356 X 127	
14682	4682DFL	11 $\frac{1}{8}$ " (295mm)	14 X 5	356 X 127	
14683	4683DFDL	11 $\frac{1}{8}$ " (295mm)	14 X 5	356 X 127	
14474	4474DF*	11 $\frac{1}{8}$ " (295mm)	16 X 5	406 X 127	
14473	4473DFD*	11 $\frac{1}{8}$ " (295mm)	16 X 5	406 X 127	
14694	4694DFL*	13 $\frac{3}{8}$ " (346mm)	16 X 5	406 X 127	
14713	4713DFDL*	13 $\frac{3}{8}$ " (346mm)	16 X 5	406 X 127	

PermaShape® "Flat"

- Guaranteed to stay flat after use
- For details and size options on PermaShape® trowels **see page 149**

Golden Stainless!



PermaShape® "Flat"

- Guaranteed to stay flat after use
- For details and size options on PermaShape® trowels **see page 150**

Stainless Steel!



Golden Stainless

- For details and size options on Golden Stainless trowels **see page 43**

Golden Stainless!



Bright Stainless

- For details and size options on Bright Stainless trowels **see page 43**

Stainless Steel!



Insulator's Finishing Trowel

- Highest grade hardened and tempered spring steel blade, properly shaped
- Aluminum alloy Xtralite® mounting is lightweight but very strong
- Resilient DuraSoft® handle provides a soft feel, reduces fatigue and offers excellent durability
- Tapered blade measures 4 $\frac{1}{4}$ " (114mm) at the heel and 3 $\frac{1}{4}$ " (89mm) at the toe
- Sold 1 per inner pack/12 per outer pack



MADE IN U.S.A.


U.S. Patent No. 5,522,111

MARSHALLTOWN The Premier Line

EDI	Part#	Size-in.	Size-mm
12141	MXS91AD	10 $\frac{1}{2}$ X 4 $\frac{1}{2}$ heel	267 X 114 heel

Plastic Texturing Trowel

- Unique composition blade material
- Has the ability to retain its flat shape
- Can be used for embedding the mesh in EIFS applications or texturing
- Curved, smooth, natural finish hardwood handle
- Sold 1 per inner pack/12 per outer pack



MADE IN
U.S.A.

MARSHALLTOWN The Premier Line

EDI	Part#	Size-in.	Size-mm
12161	2161	11" X 5"	292 X 127

Plastic Texturing Trowel

- Blade made of durable plastic for long wear
- The mounting is permanently bonded to the blade
- The bottom of the blade is smooth so it will not mark the surface while troweling
- Resilient handle feels soft and is comfortable to use
- Sold 12 per inner pack/48 per outer pack



QLTTM MARSHALLTOWN

EDI	Part#	Size-in.	Size-mm
12160	2160	11 X 5½"	279 X 140

Plastic Texturing Trowel

- Blade made of durable plastic for long wear
- The mounting is permanently bonded to the blade
- The bottom of the blade is smooth so it will not mark the surface while troweling
- Won't rust or corrode, easy to clean
- Sold 10 per inner pack/60 per outer pack



QLTTM MARSHALLTOWN

EDI	Part#	Size-in.	Size-mm
10668	PTT668	11 X 5½"	279 X 140

EIFS Outside Corner Trowels

- Lightweight tool made from one piece of 4¼" (108mm) long stainless steel
- Has a 90° angle between the blades
- Resilient DuraSoft® handle with integral finger guard
- Designed to be used with the inside corner trowels for finishing decorative details
- Sold 2 per inner pack/2 per outer pack



Stainless Steel

MADE IN
U.S.A.

U.S. Patent Nos.
5,327,612 & 5,446,941

MARSHALLTOWN The Premier Line

EDI	Part#	Size-in.	Size-mm
15767	5767D	1"	25
15768	5768D	1½"	38
15769	5769D	2"	51

EIFS Inside Corner Trowels

- Lightweight tool made from one piece of 4¼" (108mm) long stainless steel
- Has a 90° angle between the blades
- Resilient DuraSoft® handle with integral finger guard
- Designed to be used with the outside corner trowels for finishing decorative details
- Sold 2 per inner pack/2 per outer pack



Stainless Steel

MADE IN
U.S.A.

U.S. Patent Nos.
5,327,612 & 5,446,941

MARSHALLTOWN The Premier Line

EDI	Part#	Size-in.	Size-mm
15786	5786D	1"	25
15787	5787D	1½"	38
15788	5788D	2"	51

Angle Trowels

- Lightweight tool made from one piece of 4¼" (108mm) long stainless steel
- Blade is formed at a 45° angle
- Resilient DuraSoft® handle with integral finger guard
- Sold 2 per inner pack/2 per outer pack



Stainless Steel

MADE IN
U.S.A.

U.S. Patent Nos.
5,327,612 & 5,446,941

MARSHALLTOWN The Premier Line

EDI	Part#	Size-in.	Size-mm
15796	5796D	1"	25
15798	5798D	2"	51

Bullnose Corner Trowels

- For our Bullnose Corner Trowels, details and size options **see page 160**



Ornamental Tools

- For details and size options on Ornamental Tools **see page 184**



Bucket Trowels

- Forged from a single piece of high carbon steel
- For our complete line of bucket trowels, details and size options **see pages 9-10**



Putty and Joint Knives

- For our complete line of Joint and Putty knives, details, and size options **see pages 155-158**



Bucket Opener

- For details on our Bucket Opener **see page 195**



Notched Margin Trowels

- For our complete line of Notched Margin Trowels, details, and size options **see page 211**



Hawks

- For our complete line of hawks, details and size options **see pages 162-163**



Margin Trowels

- Forged from a single piece of high carbon steel
- Tempered, ground and polished from toe to heel
- For our complete line of margin trowels, details and size options **see pages 11**



Mixers

- For our complete line of mixers, details and size options **see pages 163-164**



Pointing Trowels

- Forged from a single piece of high carbon steel for unsurpassed strength
- For our complete line of pointing trowels, details and size options **see pages 10**



Compressor and Hopper Guns

- For our compressor, hopper guns, repair parts and accessories and details **see pages 188-190**



The ENFORCER™ Portable Texture Sprayer

- Great for E.I.F.S. applications
- 2.5-gallon capacity
- Up to 1.75 gpm flow rate
- Piston seal cleans the inner tank wall for less mess
- Empty weight of unit - 15 lbs.
- Full weight of unit - 45 lbs.
- 15 psi. max. air in tank no matter what compressor is set at for hopper gun
- Quick-Release top cap with pressure release pin easily removes for cleaning and filling
- Refill using a mud pump for maximum efficiency
- Sprays knockdown, popcorn, orange peel and splatter textures
- Minimum compressor requirement is 5.0 CFM at 40 psi.
- **E400C** for international customers only
- Sold 1 per inner pack/1 per outer pack



U.S. Patent No. 7,997,511



OTHERS



Lightweight



Heavy

Weight



Clean



Messy

Cleanliness



Quick & Easy



Awkward & Difficult

Filling

Portable Like a Hopper... Professional Like a Rig!

MARSHALLTOWN The Premier Line

EDI	Part#	Description
10400	E400	ENFORCER™
10460	E400C	ENFORCER™ w/ international conversion coupler
10145	E400NB	ENFORCER™ w/o backpack

Neoprene Floats

- For our Neoprene Floats, details and size options **see page 178**



Rapid Rasps™

- Removes as much EIFS foam per stroke as carbide style rasps at a fraction of the price
- Long wearing stainless steel blade is rugged and will not rust
- Aggressive pierced teeth are easy to control and won't leave lines
- Resilient DuraSoft® handle is comfortable, ergonomic and holds up to abuse
- Sold 1 per inner pack/12 per outer pack, 6 per outer pack where noted with*



MARSHALLTOWN The Premier Line

EDI	Part#	Size-in.	Size-mm
16090	RR214	14 X 2	356 X 51
16091	RR414	14 X 4	356 X 102
16092	RR614*	14 X 6	356 X 152
16093	RR814*	14 X 8	356 X 203

Sanding Rasps

- Flat aluminum backing plate in two sizes
- 12 grit sandpaper is included
- Can be used with pressure sensitive adhesive or with plain backing sandpaper
- Sold 2 per inner pack/2 per outer pack




MARSHALLTOWN The Premier Line

EDI	Part#	Size-in.	Size-mm
15744	5744	14 X 4	356 X 102
15745	5745	14 X 8	356 X 203

Rasp Sandpaper

- 12 grit
- Pressure sensitive adhesive back
- Packed in bags of 10 sheets
- Sold 1 per inner pack/1 per outer pack



MARSHALLTOWN The Premier Line

EDI	Part#	Size-in.	Size-mm
15748	5748	14 X 4	356 X 102
15749	5749	14 X 8	356 X 203

Darbies, Slicker & Featheredges

- For details and size options on our darbies, slicker or featheredges
see page 185



Sacramento Go Devil

- For details
see page 185



Utility Saws

- Five styles to choose from
- For our complete line of utility saws, details and size options
see pages 173-174



Knives

- Several styles of knives to choose from
- For our complete line of knives, details and size options
see page 235



Snips

- For details
see page 221



Chalk & Chalk Boxes

- For details
see pages 238-239



Sponges

- For our complete line of Sponges, details and size options
see page 214



Plastic Bristle Stucco Dash Brush

- Wood block with 8" (203mm) long handle
- Yellow plastic bristles are 5½" (140mm) long
- 10 rows of bristles, 5 rows deep
- Sold 1 per inner pack/12 per outer pack



MADE IN
U.S.A

MARSHALLTOWN The Premeir Line

EDI	Part#	Size-in.	Size-mm
16556	6556	5½ X 3	146 X 76

Bassine Bristle Stucco Dash Brush

- Wood block with 8" (203mm) long handle
- Brown bassine bristles are 4" (102mm) long
- 10 rows of bristles, 5 rows deep
- Sold 1 per inner pack/12 per outer pack



MADE IN
U.S.A

MARSHALLTOWN The Premeir Line

EDI	Part#	Size-in.	Size-mm
16555	6555	6 X 3¾	152 X 86

Brushes

- For our complete line of Bucket Brushes and Scrub Brushes details and size options
see pages 28-29



DuraSoft® Utility Knives

- Push button blade release
- **9058** has sliding storage that holds five extra blades
- **9059** has butterfly storage that holds five extra blades
- DuraSoft® handle for increased comfort and reduced fatigue
- Cut string safely and easily
- **804 & E2411** replacement blades sold separately
- One display box contains 12 knives
- Sold 12 per inner pack/48 per outer pack



MARSHALLTOWN The Premier Line

EDI	Part #	Description	Size-in.	Size-mm
19058	9058	Slide Storage	6¼	158
19059	9059	Butterfly Storage	6½	165

DuraSoft® Utility Knife

- Push-button blade release
- Strong metal frame
- Durasoft® handle for increased comfort and reduced fatigue
- One display box contains 12 individually packaged knives
- Sold 12 per inner pack/72 per outer pack



MARSHALLTOWN The Premier Line

EDI	Part#	Size-in.	Size-mm
19070	9070	6	152

DuraSoft® Auto-retractable Knife

- Blade retracts automatically for safety when not in use
- Butterfly storage compartment holds five extra blades
- Durasoft® handle for increased comfort and reduced fatigue
- Magnet holds blade during replacement
- One display box contains 12 individually packaged knives
- Sold 12 per inner pack/48 per outer pack



MARSHALLTOWN The Premier Line

EDI	Part#	Size-in.	Size-mm
19069	9069	6 3/4	171

Utility Knife

- Tough aluminum body
- Two extra blades are stored in the handle, will hold up to five extra blades
- Blade adjusts and locks in three positions
- **804 & E2411** replacement blades sold separately
- Sold 12 per inner pack/12 per outer pack



MARSHALLTOWN The Premier Line

EDI	Part #	Description	Size-in.	Size-mm
16383	803	Adjustable Blade	6	152

Fixed Blade Utility Knife

- Magnet holds blade in place during replacement
- Large knob allows for easy opening
- Zinc alloy body
- Includes three blades, stored in handle
- **804 & E2411** replacement blades sold separately
- One display box contains 12 knives
- Sold 12 per inner pack/72 per outer pack



MARSHALLTOWN The Premier Line

EDI	Part#	Size-in.	Size-mm
13998	998	5¾	146

Utility Knife Blades

- 0.025" (0.64mm) thick
- Inner/outer pack quantities shown in table



MARSHALLTOWN The Premier Line

EDI	Part#	Description	Inner/Outer
16384	804	100 Std. Blades	1/1
19719	E2411	100 Hook Blades	1/25

Folding Utility Knife

- One-hand opening and closing
- One-step blade change
- Lightweight aluminum handle
- One display box contains 12 knives
- Sold 12 per inner pack/48 per outer pack



DLT BY MARSHALLTOWN

EDI	Part#	Size-in.	Size-mm
19063	9063	5¾	149

Auto-Load Break-Off Blade Knife

- 18mm/8 point break-off blade
- Soft grip handle for added comfort and increased grip
- Auto-load mechanism allows for quick and easy blade changes
- Blade automatically locks when in position
- Heavy-duty for commercial grade wallcovering
- Packed with 8 extra blades inside handle
- One display box contains 12 knives
- Sold 12 per inner pack/48 per outer pack



MARSHALLTOWN The Premier Line

EDI	Part#	Size-in.	Size-mm
19053	9053	6 3/4	159

Auto-Load Break-Off Blade Knife

- 18mm/8 point break-off blade
- Soft grip handle for added comfort and increased grip
- Auto-load mechanism allows for quick and easy blade changes
- Blade automatically locks when in position
- Heavy-duty for commercial grade wallcovering
- Packed with 5 extra blades inside handle
- One display box contains 12 knives
- Sold 12 per inner pack/72 per outer pack



MARSHALLTOWN The Premier Line

EDI	Part#	Size-in.	Size-mm
19052	9052	6 3/4	171

18mm Auto-Load Break-off Blade

- 18mm 8 point blade
- 3 extra blades stored inside handle
- Auto-load mechanism allows for quick and easy blade changes
- Blade automatically locks when in position
- One display box contains 12 individually packaged knives, sold 12 per inner pack/72 per outer pack



QLT BY MARSHALLTOWN

EDI	Part#	Size-in.	Size-mm
19072	9072	6 3/4	171



Knives look great on their own or in Display Packs

18mm Break-off Blade

- 18mm/8 point break-off blade with auto-lock feature
- Metal slide track and plastic outer grip
- Packed with 2 extra blades inside handle
- Sold 12 per inner pack/144 per outer pack



QLT BY MARSHALLTOWN

EDI	Part#	Size-in.	Size-mm
19064	9064	6 1/4 X 1 1/2	159 X 38

Break-Off Blade Knife

- 9mm/13 point break-off blade
- Soft grip handle for added comfort and increased grip
- Blade automatically locks when in position
- End cap used to snap blades
- Packed with 2 extra blades inside handle
- E176, E177 & E182 replacement blades sold separately
- One display box contains 24 knives
- Sold in display box quantities only, Sold 24 per inner pack/288 per outer pack



MARSHALLTOWN The Premier Line

EDI	Part#	Size-in.	Size-mm
19051	9051	5 1/2	140

Mini Pro Break-Off Blade Knife

- 9mm break-off blade with auto-lock feature
- Metal slide track and plastic outer grip
- Heavy-duty for commercial grade wallcovering
- Comes with 2 extra blades inside handle
- E176, E177 & E182 replacement blades sold separately
- Sold 24 per inner pack/288 per outer pack



QLT BY MARSHALLTOWN

EDI	Part#	Size-in.	Size-mm
19065	9065	5 1/2 X 3/4	140 X 19

Break-Off Blade Knife

- Non-locking 9mm break-off blade
- For wallcovering, hobby, craft and household use
- All metal casing
- E176, E177 & E182 replacement blades sold separately
- Sold 24 per inner pack/288 per outer pack




QLT BY MARSHALLTOWN

EDI	Part#	Size-in.	Size-mm
19066	9066	5 1/2 X 3/4	140 X 19

9mm Replacement Blades

- For 9051, 9065 and 9066
- Inner/outer pack quantities are shown in table



E182

QLT BY MARSHALLTOWN

EDI	Part#	Description	Inner/Outer
19590	E176	Pack of 5 Blades	12/144
19591	E177	Pack of 100 Blades	1/50
19594	E182	Dispenser of 10 Blades	10/200

DuraSoft® Scraper

- Accepts standard single edge razor blades
- Durasoft® handle for increased comfort and reduced fatigue
- Comes with 10 replacement blades
- One display box contains 12 individually packaged knives
- Sold 12 per inner pack/48 per outer pack



MARSHALLTOWN The Premier Line

EDI	Part#	Size-in.	Size-mm
19074	9074	6	152

Shears

- For our complete line of shears **see page 201**



Bolt Cutters

- For general cutting of medium steel, soft bolts, rods and chains
- Replacement heads available
- For our complete line of bolt cutters **see page 104**



Staplers

- For our full line of staplers **see page 220**



6-in-1 Screwdriver

- 8" (203mm) overall length
- Cushioned soft-grip handle for increased comfort
- All-in-one screwdriver with six popular bit sizes:
Slotted: 3/16 and 1/4"
Phillips: #1 and #2
Nut Drivers: 1/4 and 5/16"
- Sold 12 per inner pack/72 per outer pack; SD6SGDP sold 12 per box/6 boxes per container



QLT BY MARSHALLTOWN

EDI	Part#	Description	Size-in.	Size-mm
10120	SD6SG	Screwdriver	8	203
10139	SD6SGDP	Screwdriver Display	N/A	N/A

19-in-1 Ratcheting Screwdriver

- 9½" (241mm) overall length
- Cushioned soft-grip handle for increased comfort
- All-in-one screwdriver with 19 popular bit sizes:
Slotted: 3/16, 1/4 and 5/16"
Phillips: #1, #2 and #3
Square: #1 and #2
Torx®: T10, T15, T20 and T25
Hex Key: 5/64, 1/8, 3/16 and 1/4"
Nut Drivers: 1/4, 5/16 and 7/16"
- Sold 6 per inner pack/54 per outer pack



QLT BY MARSHALLTOWN

EDI	Part#	Size-in.	Size-mm
10144	SDR19SG	9½	241

Estwing Claw Framing Hammers

- For driving and removing nails
- Full polished, forged one piece tool steel
- Shock Reduction Grip
- Sold 4 per inner pack/20 per outer pack



E3-16S

E3-30SM

E3-22SM

MADE IN
U.S.A

MARSHALLTOWN The Premier Line

EDI	Part#	Description	Length-in.	Length-mm	Weight-oz.
11430	E3-16S	Smooth Face	13	330	16 oz
11431	E3-20S	Smooth Face	13	330	20 oz
11276	E3-22SM	Milled Face	16	406	22 oz
11277	E3-24SM	Milled Face	16	406	24 oz
11278	E3-28SM	Milled Face	16	406	28 oz
11279	E3-30SM	Milled Face	16	406	30 oz

Claw Framing Hammers

- For driving and removing nails
- Full polished, forged one piece tool steel
- CFH292 and CFH293 sold 4 per inner pack/24 per outer pack, CFH293M and CFH280 sold 4 per inner pack/12 per outer pack, CFH281 sold 2 per inner pack/12 per outer pack

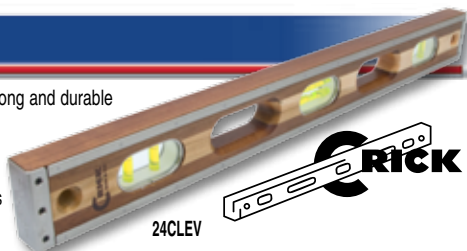


MARSHALLTOWN The Premier Line

EDI	Part#	Description	Length-in.	Length-mm	Weight-oz.
11292	CFH292	Smooth Face	13	330	16 oz
11293	CFH293	Smooth Face	13	330	20 oz
11294	CFH293M	Milled Face	13	330	20 oz
11280	CFH280	Milled Face	16	406	22 oz
11281	CFH281	Milled Face	16	406	28 oz

Crick® Levels

- Standard 3-Piece Level is strong and durable
- Accurate to .015" in length of level
- Optional rubber end cushions
- 3 year warranty
- Inner/Outer pack quantities listed in table



MARSHALLTOWN The Premier Line

EDI	Part#	Vial Color	Size-in.	Size-mm	Inner/Outer
11074	24CLEV	Green	24	610	1/16
18707	24CLEVC	Clear	24	610	1/16
11075	36CLEV	Green	36	914	1/8
18708	36CLEVC	Clear	36	914	1/8
11076	42CLEV	Green	42	1067	1/8
18709	42CLEVC	Clear	42	1067	1/8
11077	48CLEV	Green	48	1219	1/8
18710	48CLEVC	Clear	48	1219	1/8

Crick Levels with Rubber End Cushions

EDI	Part#	Vial Color	Size-in.	Size-mm	Inner/Outer
18711	24CLEVCRB	Clear	24	610	1/16
18715	24CLEVGRB	Green	24	610	1/16
18712	36CLEVCRB	Clear	36	914	1/8
18716	36CLEVGRB	Green	36	914	1/8
18713	42CLEVCRB	Clear	42	1067	1/8
18717	42CLEVGRB	Green	42	1067	1/8
18714	48CLEVCRB	Clear	48	1219	1/8
18718	48CLEVGRB	Green	48	1219	1/8

Crick Levels Care Kit

EDI	Part#	Description	Inner/Outer
11078	11078	Level Care Kit	1/16

Kit includes: 6 lenses, 12 lens clips, clip removal tool, 1 pint linseed oil, 1 hanging hook

Box Beam Levels

- 1 horizontal and 2 plumb vials
- Available with and without magnets
- Shock absorbent end caps
- Vials electronically aligned
- Unbreakable acrylic block vials
- Horizontal vial has magnifying lens and luminous backing for greater visibility in low light
- Ribbed for easier handling and greater stability
- 30 year warranty against vial leakage
- Sold 1 per inner pack/1 per outer pack




MARSHALLTOWN The Premier Line

EDI	Part#	Handles	Magnets	Size-in.	Size-mm
16070	24NH	No	No	24	610
16072	24H2	Yes	No	24	610
16075	24NHM	No	Yes	24	610
16071	48NH	No	No	48	1219
16076	48HM	Yes	Yes	48	1219
16074	78H2	Yes	No	78	1981
16077	78HM	Yes	Yes	78	1981

Line Level

- Break resistant reversed line hooks for positive hold
- Lightweight design eliminates line sag
- Sold 10 per inner pack/100 per outer pack



MARSHALLTOWN The Premier Line

EDI	Part#	Size-in.	Size-mm
16554	16554	N/A	N/A

Chalk Boxes

- Available in aluminum or plastic housing
- Easy-to-hold, sure-grip shape
- Easy to fill by simply sliding the nylon cover open
- Self-locking handle and plated anchoring ring
- Cotton line is highly absorbent for positive marking and is replaceable
- Can also be used as a plumb bob
- Sold 6 per inner pack/6 per outer pack



MARSHALLTOWN The Premier Line

EDI	Part#	Description	Size-ft.	Size-M
15422	64110	Standard	100	30.5
15423	64310	High Speed	100	30.5

Chalk

- 8 oz. refill bottles
- Sold 6 per inner pack/24 per outer pack



MARSHALLTOWN The Premier Line

EDI	Part#	Description	Size-in.	Size-mm
15426	64901	Blue	N/A	N/A
15424	64902	Red	N/A	N/A

5 pc. Pencil Sharpener Set

- Set includes 4 carpenter pencils and a handy sharpener
- One display box contains 12 individually packaged sets
- Sold 12 per inner pack/144 per outer pack



MARSHALLTOWN The Premier Line

EDI	Part#	Size-in.	Size-mm
19075	9075	N/A	N/A

Tape Measures

- Soft feel grip
- Self retracting
- Wide belt clip
- Auto locking mechanism
- Push button to retract tape
- Sold 1 per inner pack/1 per outer pack



QLT-MARSHALLTOWN

EDI	Part#	Description	Length
10516	10516	Standard tape measure	25'
12986	BST16	Brick spacing	16'
12987	MST16	Modular spacing	16'

Freight Van & Truck Washing Brush

- Densely filled fiber bristles, staple set in a plastic block
- Acid resistant
- Threaded handle hole
- Bristle length is 2" (51mm)
- **WARNING:** Prior to use, test an inconspicuous area to make sure finish is scratch resistant
- Sold 1 per inner pack/12 per outer pack



MADE IN U.S.A.

MARSHALLTOWN The Premier Line

EDI	Part#	Size-in.	Size-mm
10797	TWB797	10	254

Utility Broom

- Made of select broom corn and fiber on a heavy duty wood handle
- Sewn four times and reinforced with wire band
- Designed for sweeping smooth and rough surfaces with moderate to heavy debris
- Ideal for construction site cleanup
- Sold 1 per inner pack/1 per outer pack



MARSHALLTOWN The Premier Line

EDI	Part#	Size-in.	Size-mm
10372	UB371	57 X 12	1448 X 305

Dust Pans

- Black baked enamel finish is durable with beveled edge
- Corrugated ribs add to strength
- Made of heavy 20 - gauge steel
- Sold 1 per inner pack/12 per outer pack



DP16

MARSHALLTOWN The Premier Line

EDI	Part#	Size-in.	Size-mm
10373	DP12	12	305
10374	DP16	16	406

Ranger Series Wood Handle Shovels

- Forward turned step for secure foot placement
- Ash handle
- Open back design
- Two handle choices: straight or "D" grip
- Size in table refers to size of blade
- Sold 1 per inner pack/5 per outer pack, Sold 1 per inner pack/6 per outer pack where noted with *



QLT-MARSHALLTOWN

EDI	Part#	Description	Handle	Size-in	Size-mm	Handle
11180	14DSOBW*	Round Drain Spade	63"(1600)	5 X 14	127 X 356	
11181	14DSOBWD*	Round Drain Spade	45"(1143)	5 X 14	127 X 356	
24221	RED804003	Straight Drain Spade	30"(762)	5 X 14	127 X 356	

Badger Series Shovels

- Heavy 14 gauge heat treated blade with 11" tab socket to prevent handle breakage
- Forward turned step for secure foot placement
- Available with double riveted solid core fiberglass, or ash wood handle
- Size in table refers to size of blade
- Sold 1 per inner pack/5 per outer pack



MADE IN
U.S.A.

MARSHALLTOWN The Premier Line

EDI	Part#	Description	Size-in.	Size-mm	Handle
24096	RED8015101	Open Back Round Point	8¾ X 12	222 X 305	
24131	RED8011G113	Open Back Square End	9½ X 12	241 X 305	

Wolverine Series Wood Handle Shovels

- Heavy 14 gauge blade with tapered socket and collar for added strength
- Available in round point or garden spade
- Forward turned step for secure foot placement
- Single riveted ash handle
- D grip handle measures 30" (767mm), long handle measures 48" (1219mm)
- Size in table refers to size of blade
- Sold 1 per inner pack/5 per outer pack



MADE IN
U.S.A.

MARSHALLTOWN The Premier Line

EDI	Part#	Description	Size-in.	Size-mm	Handle
24070	RED801001	Round Shovel	8¾ X 12	219 X 305	
24194	RED801004	Garden Spade	7¼ X 12	184 X 305	
24197	RED801011	Garden Spade	7¼ X 12	184 X 305	

240

Wolverine Series Steel Scoop Shovels

- Heavy gauge heat treated blade
- Long socket and collar for added strength
- Available with single riveted solid core fiberglass, or ash wood handle
- Size in table refers to size of blade
- D grip ash handle length is 30" (762mm)
- D grip fiberglass handle length is 27" (686mm)
- Long ash and fiberglass handles length are 48" (1219mm)
- Sold 6 per inner pack/6 outer pack



MADE IN
U.S.A.

MARSHALLTOWN The Premier Line

EDI	Part#	Description	Size-in	Size-mm	Handle
24164	RED801008	D Hndl Scoop	11 X 15	279 X 381	
24187	RED8011G123	D Hndl Scoop	11 X 15	279 X 381	
24165	RED801009	Long Hndl Scoop	11 X 15	279 X 381	
24186	RED8011G122	Long Hndl Scoop	11 X 15	279 X 381	
24167	RED801114	D Hndl Scoop	13½ X 14½	343 X 369	

Wolverine Series Aluminum Scoop Shovels

- Aluminum blade
- Available with single riveted solid core fiberglass, or ash wood handle
- Size in table refers to size of blade
- D grip fiberglass handle length is 27" (686mm)
- Long fiberglass handle length is 48" (1219mm)
- Sold 6 per inner pack/6 outer pack



MADE IN
U.S.A



MARSHALLTOWN The Premier Line

EDI	Part#	Description	Size-in	Size-mm	Handle
24190	RED806012FG	D Hndl Scoop	15¼ X 19	387 X 483	
24191	RED806013FG	Long Hndl Scoop	15¼ X 19	387 X 483	

Shingle Shovel

- Heavy 16 gauge blade with tapered socket and collar for added strength
- Back rolled step
- Heavy duty fulcrum welded to back for added leverage
- Size in table refers to size of blade
- D grip ash handle length is 30" (762mm)
- Sold 6 per inner pack/6 outer pack



Side view of welded fulcrum

MADE IN
U.S.A

MARSHALLTOWN The Premier Line

EDI	Part#	Description	Size-in	Size-mm	Handle
24250	RED807009D	Straight Blade	7¼ X 12	184 X 305	

Trenching Shovels

- Make trench cleaning quick and easy
- Four color coded sizes to choose from
- Single riveted ash handle is 48" (1219mm)
- Size in table refers to width and length of blade
- Sold 6 per inner pack/6 outer pack

MADE IN
U.S.A



MARSHALLTOWN The Premier Line

EDI	Part#	Description	Size-in.	Size-mm
24083	RED801300	Blue Blade	3 X 12	76 X 305
24084	RED801400	Orange Blade	4 X 12	102 X 305
24087	RED801500	Red Blade	5 X 12	127 X 305
24089	RED801600	Green Blade	6 X 12	152 X 305

Pitchforks

- One piece forged head
- Lacquered ash wood handle
- Available in four or five prong head
- Digging pitchfork has thicker tines for durability
- Digging fork head measures 7¼ X 12" (184 X 305mm)
- Manure fork head measures 9½ X 13" (241 X 330mm)
- Size in table refers to length of handle
- Sold 6 per inner pack/6 outer pack



MADE IN
U.S.A

MARSHALLTOWN The Premier Line

EDI	Part#	Description	Size-in	Size-mm	Handle
24205	RED802404	4 Tine Digging Fork	30	762	
24206	RED802504	4 Tine Manure Fork	48	1219	
24207	RED802505	5 Tine Manure Fork	48	1219	
24208	RED802506	4 Tine Manure Fork	30	762	
24209	RED802507	5 Tine Manure Fork	30	762	

Forged Scraper

- Stamped from a single piece of steel
- D-Grip handles are one-piece high-density nylon
- Sold 1 per inner pack/1 per outer pack



MADE IN
U.S.A

MARSHALLTOWN The Premier Line

EDI	Part#	Description	Size-in.	Size-mm
17303	FS47D	7" (178 mm) Forged Scraper	47	1194

Scraper

- Homeowner grade
- Wood handle is 48" (1219mm)
- Blade size is 7" X 4½" (178 X 115mm)
- Sold 1 per inner pack/1 per outer pack



QLT **MARSHALLTOWN**

EDI	Part#	Description	Size-in.	Size-mm
24300	RED802912	Scraper w/Handle	48	1219

Heavy Duty Forged Scraper

- Stamped from a single piece of steel
- Ash wood handle is 48" (1219mm)
- Blade size is 7" X 6" (178 X 152mm)
- Sold 1 per inner pack/1 per outer pack

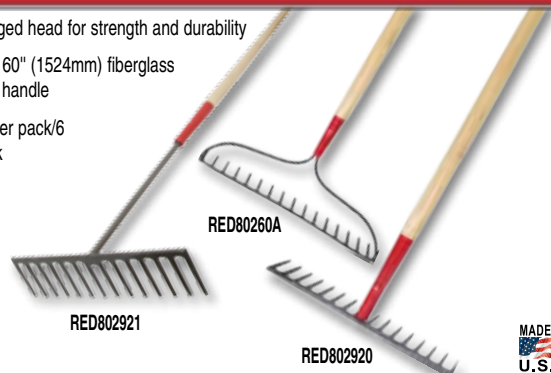


MARSHALLTOWN The Premier Line

EDI	Part#	Description	Size-in.	Size-mm
24305	RED802911A	Scraper w/Handle	48	1219

Industrial Rakes

- One-piece forged head for strength and durability
- Available with 60" (1524mm) fiberglass handle or ash handle
- Sold 6 per inner pack/6 per outer pack



MADE IN
U.S.A

MARSHALLTOWN The Premier Line

EDI	Part#	Description	Size-in	Size-mm	Handle
24285	RED802060A	16-Tine Bow Rake	15	381	
24286	RED802060FG	16-Tine Bow Rake	15	381	
24270	RED802920	16- Tooth Road Rake	15½	394	
24271	RED802921	14- Tooth Asphalt Rake	15½	394	

Scraper

- Stamped steel head, shank pattern handle attachment
- Wood handle is 54" (1372mm)
- Blade size is 7" X 5" (178 X 127mm)
- Sold 1 per inner pack/1 per outer pack



QLT **MARSHALLTOWN**

EDI	Part#	Description	Size-in.	Size-mm
24304	RED802910P	Scraper w/Handle	54	1372

Rake

- 1" (25mm) spacing between 16 curved tines
- One-piece forged head for strength and durability
- Fiberglass handle
- Bow acts as shock absorber, provides additional strength for working with heavier materials
- Sold 6 per inner pack/6 per outer pack



QLT **MARSHALLTOWN**

EDI	Part#	Description	Size-in.	Size-mm	Handle
11182	RAKE16F	16-Tine Bow Rake	61	1,549	

Picks and Mattocks

- One-piece forged head for strength and durability
- Available with 36" (914mm) fiberglass handle or ash handle
- Used for cutting roots and breaking up soil
- Size in table refers to head size
- Sold 6 per inner pack/6 per outer pack




MADE IN U.S.A.

MARSHALLTOWN The Premier Line

EDI	Part#	Description	Size-in	Size-mm	Handle
24374	RED803321F	Clay Pick	23	584	
24375	RED803321FG	Clay Pick	23	584	
24377	RED803421F	Pick/Cutter Mattock	20	508	
24378	RED803421FG	Pick/Cutter Mattock	20	508	
24380	RED803521F	Cutter Mattock	16	406	
24381	RED803521FG	Cutter Mattock	16	406	
24369	RED804045	Hickory Repl Handle	36	914	
24370	RED804138	Fiberglass Repl Handle	36	914	

Tile Probes

- Heavy duty steel construction
- Used for locating irrigation or utility lines
- Sold 6 per inner pack/6 per outer pack



MADE IN U.S.A.

MARSHALLTOWN The Premier Line

EDI	Part#	Description	Size-in	Size-mm
25845	RED704870	Steel Tile Probe	48	1219
25848	RED704911	Probe Tip	N/A	N/A

Garden Hoe

- Welded hoe head
- Handle is 48" (1219mm)
- Size in table refers to size of blade
- Sold 1 per inner pack/5 per outer pack



QLT BY MARSHALLTOWN

EDI	Part#	Description	Size-in.	Size-mm	Handle
24288	RED802254A	Ash Handle	7 X 4 1/4	178 X 108	

Tool Hooks

- Clean, easy way to carry your hand tool when not in use
- Fits easily on belt or back pocket
- Small but very sturdy cross section holds almost any tool
- Sold 12 per inner pack/12 per outer pack



MADE IN U.S.A.

MARSHALLTOWN The Premier Line

EDI	Part#	Size-in.	Size-mm
14289	14289	N/A	N/A

Tool Holster

- Rugged construction and long-wearing protective insert
- Stitched, then reinforced with rivets
- Riveted belt loop for secure and easy portability
- Holds a variety of small hand tools
- Sold 1 per inner pack/1 per outer pack




MADE IN U.S.A.

MARSHALLTOWN The Premier Line

EDI	Part#	Size-in.	Size-mm
11163	ATH63	N/A	N/A

Drywall Pouch

- Two genuine leather drywall pouches to choose from
- To see more styles and details [see page 177](#)



MADE IN U.S.A.

Hammer Holder

- Made of genuine top grain russet leather
- Steel cradle turns up slightly to let hammer swing freely when walking or kneeling
- Slotted for belt
- Sold 1 per inner pack/1 per outer pack



MADE IN U.S.A.

MARSHALLTOWN The Premier Line

EDI	Part#	Description	Size-in.	Size-mm
16654	874	Hammer Holder	N/A	N/A

Work Belt

- Made of top grain strap leather
- Multi-purpose work belt for all tool pouches
- Basket weave design
- Fits waists from 29 to 46" (737 to 1168mm)
- Sold 1 per inner pack/1 per outer pack



MADE IN U.S.A.

MARSHALLTOWN The Premier Line

EDI	Part#	Size-in.	Size-mm
16651	871	1 1/4 Width	44 Width

All-Terrain™ Knee Pads

- Injected gel provides superior comfort and protection
- All Terrain™ cover easily snaps off and on
- **GKP368** with raised heel that evenly distributes body weight
- Extended feet absorb pressure while supporting the knee
- Adjustable clip fastener
- Double straps eliminate binding behind the knee
- Sold 1 pair per inner pack/6 pair per outer pack



MARSHALLTOWN The Premier Line

EDI	Part#	Size-in.	Size-mm
12138	GKP368	9½ X 6½	242 X 165
12137	GKP37	8 X 6½	203 X 165

Gel Knee Pads

- Injected gel provides superior comfort and protection
- Tough nylon exterior for added durability
- Adjustable clip fastener
- Double straps eliminate binding behind the knee
- Sold 1 pair per inner pack/4 pair per outer pack




MARSHALLTOWN The Premier Line

EDI	Part#	Size-in.	Size-mm
12136	GKP36	8 X 6½	203 X 165

Replacement Clips for Gel Knee Pads

- Replacement clips for **GKP368**, **GKP37** and **GKP36**
- 4 clips per pack
- Sold 1 per inner pack/1 per outer pack



MARSHALLTOWN The Premier Line

EDI	Part#	Description
10899	GKPClips	Repl. Clips

Rubber Knee Pads

- Made from comfortable foam rubber
- Single web strap holds them in place
- Strap will not slip or bind
- 823 sold 1 pair per inner pack/20 pair per outer pack
- 16411 sold individually, 1 per inner/outer pack



MADE IN
U.S.A

MARSHALLTOWN The Premier Line

EDI	Part#	Description	Size-in.	Size-mm
16412	823	Knee Pads	7 X 5½	178 X 140
16411	16411	Replacement Strap	N/A	N/A

Neolite Knee Pads

- Tough construction to stand up under hard wear
- Neolite pads are felt lined and shaped to fit your knee
- One leather strap holds them in place
- Strap will not slip or bind
- Sold 1 pair per inner pack/20 pair per outer pack



MADE IN
U.S.A

MARSHALLTOWN The Premier Line

EDI	Part#	Size-in.	Size-mm
16410	821	7 X 7	178 X 178

Professional Knee Pads

- Foam liner to absorb pressure on knee joint
- Liner held in place by four studs
- Liner nests in the flexible, non-slip shell
- Secured by two easy-to-adjust straps
- Sold 1 pair per inner pack/12 pair per outer pack



QLT[™] BY MARSHALLTOWN

EDI	Part#	Size-in.	Size-mm
16450	KP1	6½ X 6	169 X 152

Plain Toe Boots

- Available in white or black PVC
- Reinforced seamless molded construction
- 100% waterproof
- Anti-Skid™ outsole and heel
- Great for construction, general maintenance, and utilities
- Over the foot style, men's sizes shown in table
- Height - 15" from floor
- Sold 6 pair per inner pack/6 pair per outer pack



MADE IN
U.S.A.

MARSHALLTOWN The Premier Line

Black PVC Boots

EDI	Part#	Size-U.S.	Size-U.K.	Size-Europe
13468	BPT6	6	5.5	38
14081	BPT7	7	6.5	40
14076	BPT8	8	7.5	42
14077	BPT9	9	8.5	43
14078	BPT10	10	9.5	44
14079	BPT11	11	10.5	45
14080	BPT12	12	11.5	46
13469	BPT13	13	12.0	47

White PVC Boots

EDI	Part#	Size-U.S.	Size-U.K.	Size-Europe
13435	WPT6	6	5.5	38
13437	WPT7	7	6.5	40
14084	WPT8	8	7.5	42
14085	WPT9	9	8.5	43
14086	WPT10	10	9.5	44
14087	WPT11	11	10.5	45
13466	WPT12	12	11.5	46
13467	WPT13	13	12.0	47

Bucket Bags

- Durable, water resistant nylon construction
- Ideal for use with standard 5 gallon buckets
- Slip bag over bucket to turn your bucket into a tool organizer
- Pockets on inside and outside
- Will not damage or gouge walls like standard squared toolboxes
- **10844** has 42 exterior triple row pockets, 10 interior pockets, 1 key chain lobster claw clasp and 1 tape loop
- **10847** has 33 exterior pockets, 1 covered pocket with Velcro® closure, 14 interior pockets, 1 key chain lobster claw clasp, 1 tape loop and 1 hammer loop
- Sold 1 per inner pack/12 per outer pack



10847



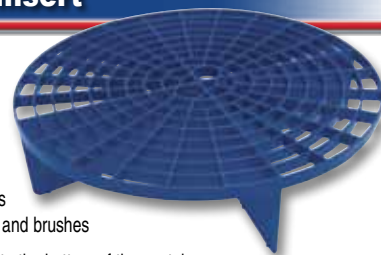
*Tools not included

MARSHALLTOWN The Premier Line

EDI	Part#	Description	Size-in.	Size-mm
10844	10844	Bucket Bag	N/A	N/A
10847	10847	Super Bucket Bag	N/A	N/A

Bucket Grit Guard Insert

- Place the insert in the bottom of any 12" (305 mm) diameter bucket/pail
- Simply rub your sponge or mitt across the insert while cleaning grout or washing your vehicle
- Radial Surface Design extracts particles and contaminants from sponges, mitts, and brushes
- Gravity causes dirt and debris to settle to the bottom of the container so your wash water stays clean
- Overall height is 2½" (64mm)
- Sold 1 per inner pack/12 per outer pack



MADE IN
U.S.A.

MARSHALLTOWN The Premier Line

EDI	Part#	Width-in.	Width-mm
10371	GG371	10¼	260

Duffel Bag

- Royal blue duffel bag with white screen printed logo
- Sold 1 per inner pack/1 per outer pack



MARSHALLTOWN The Premier Line

EDI	Part#	Size-in.	Size-mm
17839	17839	N/A	N/A

30" Open Tote

- Holds up to 80 lbs.
- Sturdy polyester and aluminum construction
- Inner and outer pockets to hold all of your **MARSHALLTOWN** tools*
- Adjustable shoulder strap
- Sold 1 per inner pack/1 per outer pack



*Tools not included



MARSHALLTOWN The Premier Line

EDI	Part#	Size-in.	Size-mm
10388	TOTE30	30	762

Tool Bags

- Made of heavy duty canvas with lock stitched seams
- Waterproof masonite bottom with four metal studs
- 831L has a leather bottom for extra durability
- Built on a 12-gauge steel frame
- Handles, billets and buckles are riveted to frame
- Inside pocket to prevent small tools from being lost
- Sold 1 per inner pack/12 per outer pack



MARSHALLTOWN The Premier Line

EDI	Part#	Size-in.	Size-mm
16431	831	20 X 15	508 X 381
14169	831L	20 X 15	508 X 381

Small Nylon Tool Bag

- Made of a double layer of durable, water-resistant nylon with a reinforced bottom panel
- Padded handles and an adjustable shoulder strap
- Has 1 outside pocket, 2 outside web pockets and an enclosed compartment at base of bag
- Sold 1 per inner pack/6 per outer pack



MARSHALLTOWN The Premier Line

EDI	Part#	Size-in.	Size-mm
16201	NB201	15½L X 9W X 9½H	394L X 229W X 241H

Medium Nylon Tool Bag

- Made of a double layer of durable, water-resistant nylon with a reinforced bottom panel
- Padded handles and an adjustable shoulder strap
- Has 6 multi-purpose inside pockets, 6 outside pockets and 6 outside web pockets
- Sold 1 per inner pack/6 per outer pack



MARSHALLTOWN The Premier Line

EDI	Part#	Size-in.	Size-mm
16202	NB202	20L X 8½W X 13½H	508L X 216W X 343H

Large Nylon Tool Bag

- Made of a double layer of durable, water-resistant nylon with a reinforced bottom panel
- Padded handles and an adjustable shoulder strap
- Has 14 multi-purpose inside pockets, 6 outside pockets and 4 outside web pockets
- Sold 1 per inner pack/6 per outer pack



MARSHALLTOWN The Premier Line

EDI	Part#	Size-in.	Size-mm
16203	NB203	24L X 10½W X 13½H	610L X 267W X 343H

Canvas Jacket

- Navy blue cotton canvas jacket with removable lining embroidered logo
- Sold 1 per inner pack/1 per outer pack



MARSHALLTOWN The Premier Line

EDI	Size
17820	S
17821	M
17822	L
17823	XL
17824	XXL
17825	XXXL

Golf Jacket

- Navy blue jacket with white embroidered logo
- Sold 1 per inner pack/1 per outer pack



MARSHALLTOWN The Premier Line

EDI	Size
17307	S
17308	M
17309	L
17310	XL
17311	XXL
17312	XXXL

Women's Jacket

- Harbor blue zip jacket with dark blue embroidered logo
- Sold 1 per inner pack/1 per outer pack



MARSHALLTOWN The Premier Line

EDI	Size
17441	Medium
17442	Large
17443	X-Large
17448	XX-Large

Hooded Jacket

- Navy blue cotton jacket with removable lining and white embroidered logo
- Sold 1 per inner pack/1 per outer pack



MARSHALLTOWN The Premier Line

EDI	Size
17332	S
17333	M
17334	L
17335	XL
17337	XXL
17338	XXXL

Dress Shirts

- Available in two colors: Khaki or Blue with embroidered logos
- Sold 1 per inner pack/1 per outer pack

MARSHALLTOWN The Premier Line

EDI-Khaki	Size
17319	S
17320	M
17321	L
17322	XL
17323	XXL
17324	XXXL



Fleece-Lined Jacket

- Navy blue fleece-lined jacket with white embroidered logo
- Sold 1 per inner pack/1 per outer pack



MARSHALLTOWN The Premier Line

EDI	Size
17915	S
17916	M
17917	L
17918	XL
17919	XXL
17920	XXXL



MARSHALLTOWN The Premier Line

EDI-Blue	Size
17325	S
17326	M
17327	L
17328	XL
17329	XXL
17331	XXXL

Denim Shirt

- Long sleeve shirt with embroidered navy logo
- Sold 1 per inner pack/1 per outer pack



MARSHALLTOWN The Premier Line

EDI	Size
17861	S
17862	M
17863	L
17864	XL
17865	XXL
17866	XXXL

Women's Blouse

- Black blouse with charcoal embroidered logo
- Sold 1 per inner pack/1 per outer pack



MARSHALLTOWN The Premier Line

EDI	Size
17435	Small
17437	Medium
17438	Large
17439	X-Large
17440	XX-Large

Navy Women's V-Neck

- Navy Blue V-Neck with white embroidered logo
- Sold 1 per inner pack/1 per outer pack

MARSHALLTOWN The Premier Line

EDI	Size
17431	Medium
17432	Large
17433	X-Large
17434	XX-Large



Polo Shirts

- Available in three colors: Navy with white embroidered logo, Tan with brown embroidered logo or Black with royal blue embroidered logo
- Sold 1 per inner pack/1 per outer pack

MARSHALLTOWN The Premier Line

EDI-Navy	Size
17886	M
17887	L
17888	XL
17889	XXL
17890	XXXL



MARSHALLTOWN The Premier Line

EDI-Black	Size
17892	M
17893	L
17894	XL
17895	XXL
17896	XXXL



MARSHALLTOWN The Premier Line

EDI-Khaki	Size
17425	Medium
17426	Large
17427	X-Large
17428	XX-Large



Sweatshirts

- Available in two colors: Light gray with navy screen printed logo or Navy with white screen printed logo
- Sold 1 per inner pack/1 per outer pack

MARSHALLTOWN The Premier Line

EDI-Gray	Size
17873	S
17874	M
17875	L
17876	XL
17877	XXL
17878	XXXL



MARSHALLTOWN The Premier Line

EDI-Navy	Size
17867	S
17868	M
17869	L
17870	XL
17871	XXL
17872	XXXL



Hooded Sweatshirt

- Gray with navy screen printed logo
- Sold 1 per inner pack/1 per outer pack

MARSHALLTOWN The Premier Line

EDI-Gray	Size
17313	S
17314	M
17315	L
17316	XL
17317	XXL
17318	XXXL



Embroidered Logo Caps

- Available in six colors: Navy, Blue, Black, Khaki, Dark Saddle and Camo with embroidered logo
- Sold 1 per inner pack/24 per outer pack

MARSHALLTOWN The Premier Line

EDI	Description
17347	Navy
18063	Blue
18064	Dark Saddle
18065	Camo
18329	Black
18330	Khaki



Navy



Blue



Dark Saddle



Camo



Black



Khaki

T-shirts

- Available in three colors: White with navy screen printed logo, Navy with white screen printed logo or Light Gray with navy screen printed logo
- Sold 1 per inner pack/1 per outer pack

MARSHALLTOWN The Premier Line

EDI-White	Size
17897	S
17898	M
17899	L
17900	XL
17901	XXL
17902	XXXL



MARSHALLTOWN The Premier Line

EDI-Navy	Size
17903	S
17904	M
17905	L
17906	XL
17907	XXL
17908	XXXL

MARSHALLTOWN The Premier Line

EDI-Gray	Size
17909	S
17910	M
17911	L
17912	XL
17913	XXL
17914	XXXL



Beanie

- Navy stocking cap with white embroidered logo
- Sold 1 per inner pack/1 per outer pack

MARSHALLTOWN The Premier Line

EDI	Size
17306	N/A



Anti-Fog Safety Glasses

- Curved lens for snug secure fit
- Durable scratch-resistant poly carbonate lenses
- Provides protection from impact and UV rays
- SGC has adjustable temple for snug, secure fit
- Both feature anti-fog lenses
- ANSI Z87.1 compliant
- Sold 1 per inner pack 12 per outer pack



MARSHALLTOWN The Premier Line

EDI	Part#	Description
13857	SGCE	Economy Clear Safety Glasses w/Anti-fog
13859	SGC	Clear Safety Glasses w/Anti-fog

Safety Eyewear

- 99.9% UV protection from harmful UVA and UVB rays
- Exceeds ANSI Z87.1-2003 high impact standards
- All lenses are de-centered for 100% visual correctness
- HD (High Definition) lenses provide sharp, enhanced vision by filtering the most damaging blue rays and allowing for more transmission of the HD light spectrum
- SG213 designed to fit over prescription lenses
- Display is two-sided 27½" (698.5mm) swivel unit that holds 36 pairs
- Sold 12 per inner pack/300 per outer pack, SGDISP36 sold 1 per inner pack/1 per outer pack



SGDISP36 (Glasses sold separately)

MARSHALLTOWN The Premier Line

EDI	Part#	Description	Frame	Lens
18355	SG355	Glasses	Black	Green HD
11189	SG189	Glasses	Black	Red
11195	SG195	Glasses	Black	Blue
11196	SG196	Glasses w/foam liner	Black	Gray
11197	SG197	Goggles	Black	Yellow
11213	SG213	Glasses	Clear	Clear
11214	SDGISP36	Display only	N/A	N/A

Hard Hat

- "Secure Fit" ratchet features an easy turn knob that allows adjustment for a perfect fit without removing helmet
- No-slip hold maintains the desired fit even in the most physically active jobs or extreme weather conditions
- Allows for 40 different head sizes with a turn of a knob (sizes 6½-8)
- Thick sponge padding cushions back of head
- Cushioned brow pad absorbs moisture; is removable and washable
- Meets ANSI Z89.1-2003, Type 1, Class C, E, and G requirements
- Sold 1 per inner pack/30 per outer pack



MADE IN
U.S.A

MARSHALLTOWN The Premier Line

EDI	Part#	Size-in.	Size-mm
14219	14219	N/A	N/A

Ear Plugs

- Ultra-soft, polyurethane foam provides comfortable fit and close-fitting seal against harmful noise
- One size fits all
- Meets ANSI S3.19 and CE EN352-2 requirements
- NRR 32dB; SNR 37dB
- Choice between corded or uncorded ear plugs
- Sold 100 pairs to a box
- Sold 1 per inner pack/ 10 per outer pack



MARSHALLTOWN The Premier Line

EDI	Part#	Description
10462	EP462	Uncorded
10463	EPC463	Corded

Hearing Protection Band

- Soft caps with flexible, durable band
- Fits comfortably over ear canal
- Meets ANSI S3.19 and CE EN352-2 requirements
- NRR 26dB; SNR 19dB
- Sold 100 per inner pack/ 500 per outer pack



MARSHALLTOWN The Premier Line

EDI	Part#	Description
10464	EB464	Ear Band

Ear Muffs

- Lightweight, with soft foam-filled cushions and adjustable, reinforced headband
- Meets ANSI S3.19 and CE EN352-1 requirements
- NRR 20dB; SNR 25dB
- Sold 10 inner pack/ 60 per outer pack



MARSHALLTOWN The Premier Line

EDI	Part#	Description
10465	EM465	Ear Muffs

Ear Muffs-Foldable

- Large foam-filled cushions with deep ear cups
- Can be folded into a compact unit for easy storage and transport
- Meets ANSI S3.19 and CE EN352-1 requirements
- NRR 25dB; SNR 30dB
- Sold 10 per inner pack/ 60 per outer pack



MARSHALLTOWN The Premier Line

EDI	Part#	Description
10466	EMF466	Ear Muffs-Foldable

Titleist® DT Solo Golf Balls

- Sold 12 balls per inner pack/outer pack



MADE IN
U.S.A

MARSHALLTOWN The Premier Line

EDI	Part#	Description
17840	17840	1 dozen Golf Balls with navy logo

Gondolas

- Easy to assemble
- Standard ¼" (6mm) perforboard holes, 1" (25mm) apart
- Sold 1 per inner pack/1 per outer pack



MADE IN
U.S.A

MARSHALLTOWN The Premier Line

EDI	Part#	Size-in.	Size-mm
WX913	36"	36 X 48	914 X 1219
WX927	48"	48 X 48	1219 X 1219

Perfboard Backer

- Used to draw attention to your display and separate your **MARSHALLTOWN** product from other brands
- Made of durable styrene and marked with 16 evenly spaced **MARSHALLTOWN** logos
- Fits 48 X 48" (1219 X 1219mm) gondola with standard 1/4" (6mm) perfboard holes that are 1" (25mm) apart; or put two together to cover a full sheet of perfboard
- Six "push pins" included for hanging
- Sold 1 per inner pack/1 per outer pack



*Tools not included


MADE IN
U.S.A.

MARSHALLTOWN The Premier Line

EDI	Part#	Size-in.	Size-mm
17500	17500	48 X 48	1219 X 1219

Display Boxes

- Attaches to perfboard
- Jointer holds six brick jointers, Tuck holds six tuck pointers
- Comes with two screws and two mounting anchors
- Sold 1 per inner pack/1 per outer pack



MADE IN
U.S.A.

MARSHALLTOWN The Premier Line

EDI	Part#	Size-in.	Size-mm
WX915	Jointer	N/A	N/A
WX917	Tuck	N/A	N/A

Wire Grid Tool Display

- Mix and match components to create the ideal set
- Ideal display for long handle or asphalt tools
- Black powder coated finish ensures a long lasting attractive display
- Tools not included
- Display Includes:
 - 4- 20113, 2' x 7' grid panels
 - 20- 20111, grid panel connectors
 - 44- 20112, 10" shelf brackets
 - 2- 20114, flat grid shelves
 - 1- 20115, literature holder
 - 1- WX982, 9" x 36" Marshalltown sign
- Sold 1 per inner pack /1 per outer pack



MARSHALLTOWN The Premier Line

EDI	Part#	Size-ft.	Size-M
26691	RED700397	2W X 4L X 7H	.61W X 1.2L X 2.1H

Wire Grid Rack

- Ideal for creating theft proof displays
- Mix and match components to create the ideal set
- Powder coated finish ensures a long lasting attractive display
- 15256 sold 3 per inner pack /3 per outer pack
- Accessories sold 1 per inner pack/1 per outer pack
- Available in inner pack quantities only


*Tools not included



15258



15257



MARSHALLTOWN The Premier Line


EDI	Part#	Description	Size-in.	Size-mm
15256	15256	Wire Grid Display	24 1/4 X 48	616 X 1219
15257	15257	Connector Clips	N/A	N/A
15258	15258	Wall Mounting Brackets	N/A	N/A
15259	15259	Zip Ties (100/bag)	15	381

Display Hooks

"A" Hook

EDI # 15981


- 8 1/4" long - Holds 6 finishing trowels or 6 concrete edgers
- Sold 1 per inner pack/1 per outer pack



"C" Hook

EDI # 15983

- 9 1/4" long - Holds 6 groovers
- Sold 1 per inner pack/1 per outer pack



"B" Hook

EDI # 15982

- 11 3/4" long - Holds 6 rubber floats
- Sold 1 per inner pack/1 per outer pack



Display Hooks Continued

"F" Hook

EDI # 15986


- 6" long - Holds 6 taping knives or 2 hand sanders
- Sold 1 per inner pack/1 per outer pack



"H" Hook

EDI # 17339


- 9 1/2" long - Holds 6 DuraSoft® scrapers or putty knives
- Sold 1 per inner pack/1 per outer pack



"D" Hook

EDI # 15984


- 7 1/4" long - Holds 4 brick trowels
- Sold 1 per inner pack/1 per outer pack



"G" Hook

EDI # 15987

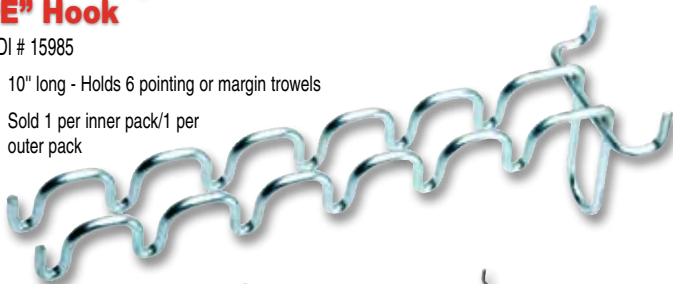
- 9 1/8" long - Holds 4 corner trowels
- Sold 1 per inner pack/1 per outer pack



"E" Hook

EDI # 15985

- 10" long - Holds 6 pointing or margin trowels
- Sold 1 per inner pack/1 per outer pack



Display Rack

EDI # 15956


- Holds 9 brick trowels or 9 four inch finishing trowels
- Also holds pointing and margin trowels
- Sold 1 per inner pack/8 per outer pack



"Pole" Hook

EDI # 15980

- 13 1/2" long - Holds various pole handles
- Also available in black (EDI 15950)
- 15980 sold 1 per inner pack/100 per outer pack, 15950 sold 1 per inner pack/60 per outer pack



Perfboard Display Racks

- Zinc plated
- Designed to mount on perfboard
- 16017 holds a variety of items including: brick trowels, finishing trowels, tuck pointers and more
- 16023 holds putty knives, packaged items and more
- 16016 & 16078 are ideal for holding loose merchandise; fold flat when not in use and are slotted in front for signage
- 15260 is a great way to display your **MARSHALLTOWN®** catalogs on perfboard, horizontal slat wall or countertops
- 17497 works great for signage on our Wire Baskets
- 19803 holds six bull floats vertically
- MIC & 17497 sold in singles, other inner and outer pack quantities shown in table



16078



16017



MIC




17497



16023



15260



19803

NEW!
Bull Float Rack

MARSHALLTOWN The Premier Line

EDI	Part#	Description	Size-in.	Size-mm	Inner/Outer
16016	16016	Lg. Wire Basket	10 X 13	254 X 330	1/12
16078	16078	Sm. Wire Basket	5 X 13	127 X 330	1/12
16023	16023	Putty Knife Rack	4 3/8 X 16 3/4 X 5 1/4	111 X 425 X 133	1/1
16017	16017	Skinny Rack	32	813	24/24
15260	15260	Literature Holder	9 X 9 1/4 X 4 1/2	229 X 235 X 115	12/12
17014	MIC	Re-order Card	3 5/8 X 3 5/8	92 X 92	N/A
17497	17497	Plastic Sign	5 X 8 3/4	127 X 210	N/A
19083	19803	Bull Float Rack	10 1/4 X 14 1/4	260 X 362	2/2

Marshalltown Part Number Listing

PART NO.	PAGE NO.	PART NO.	PAGE NO.	PART NO.	PAGE NO.	PART NO.	PAGE NO.	PART NO.	PAGE NO.
0	163	16D	69	24H2	238	38	177	62GSFPD	149
1D	13,162	16LRW	69	24NH	238	38L	177	71	12
1GSFP	149	16M	69	24NHM	238	39	177	73	12
1GSFPD	149	16-MR	86	25D	159	40	213,177	75	15
01RAC	226	16-MRL	86	26	181	41	177	76	15
01RAC3	226	16RD	69	26A	180	42	177	77	15
01RAC3CS	226	16-RKT-N	85	27	175	42CLEV	25,238	78	15
01RACCS	226	16RW	69	27A	175	42CLEVC	25,238	78H2	238
1SSFP	150	16SF	69	27HD	175	42CLEVCRB	25,238	78HM	238
1SSFPD	150	17-6ASU	83	27XM	176	42CLEVGRB	25,238	79	173
1W	13,162	17-7ASUM	83	28	181	43	212	80	15
2D	13,162	17-8ASU	83	28L	181	43A	212	81	15
2W	13,162	17-8F	84	30	160	43BC	212	82	15
3D	13,162	17-9ASUM	83	31	171	43XL	212	83	15
3W	13,162	17-12M7	84	32	15	44	69	84HD	16
4GSFP	149	17-13F	84	33 9	8	44D	69	86	27
4GSFPD	149	18	173	33 9.5	8	45 4.5	10	86P	27
4SSFP	150	19 7.5	9	33 9.5FG	8	45 4.5D	10	88	22
4SSFPD	150	19 7.5L	9	33 9FG	8	45 4.5S	12	89	16
5D	13,162	19 8.25	9	33 10	8	45 4.5SD	12	91	64
05RCS	226	19 8.25L	9	33 10.5	8	45 5	10	92	56
5W	13,162	19 9.5	7	33 10.5FG	8	45 5D	10	93	16
6D	13,162	19 9.5FG	7	33 10FG	8	45 5S	12	95	10
6IN1212HH	157	19 10	7	33 11	8	45 5SD	12	96	9
6W	13,162	19 10.5	7	33 11.5	8	45 6	10	97	11
6WPBLACK	122	19 10FG	7	33 11.5FG	8	45 6A	10	98	14
6WPBLUE	122	19 11	7	33 11FG	8	45 6D	10	121BD	53
6WPFLEX	122	19 11.5	7	33 12	8	45 7	10	121SSD	53
6WPFLEX	122	19 11.5FG	7	33 12FG	8	45 7D	10	122	58
6WPSGL	122	19 11FG	7	33 12FGS	7	46 114D	10	122B	58
6WPSKIN	122	19 12	7	33 13	8	46 114S	12	123	58
7D	13,162	19 12FG	7	33 13FG	8	46 114SD	12	123B	58
7GSFP	149	19L9.5	7	33 13FGS	7	46 115D	10	124	58
7GSFPD	149	19L10	7	33 13S	7	46 116D	10	124B	58
7W	13,162	19L10.5	7	33L9	8	46BG	178,214	125	58
8D	13,162	19L11	7	33L9.5	8	46E9NH	108	126B	58
8W	13,162	19L11.5	7	33L10	8	46E11	108	130SSD	54
9	88	19L12	7	33L10.5	8	46G	178,214	132SSD	54
9NC	88	19P9.5	7	33L11	8	46LB	178,214	134SSD	54
9NW	88	19P10	7	33L11.5	8	46LG	178,214	135SSD	54
10	88	19P10.5	7	33L12	8	47A	13	136BD	53
10NC	88	19P11	7	33L12S	7	48	12	136D	53
10NW	88	19P11.5	7	33L13	8	48A	13	136SSD	53
11	46	19P12	7	33L13S	7	48AD	13	138BD	53
11D	46	20D	180	33P9	8	48CLEV	25,238	138D	53
11SSD	46	21CCB	192	33P9.5	8	48CLEVC	25,238	138SSD	53
12	151	21CP	192	33P10	8	48CLEVCRB	25,238	140	71
12A	151	21ECBL	192	33P10.5	8	48CLEVGRB	25,238	141	69
12AD	151	21ECBR	192	33P11	8	48D	12	141D	69
12ASD	151	21FS903	192	33P11.5	8	48HM	238	141LRW	69
12ASS	151	21FSP	192	33P12	8	48NH	238	142	68
12ASSD	151	21HC	192	33P12S	7	49	178,213	142D	68
12B	151	21HLCL	192	33P13	8	49L	178,213	142LRW	68
12BSD	151	21HLCR	192	33P13S	7	49XH	178,213	142RD	68
12BSS	151	21LAL	192	34 10.5	7	50D	159	142RW	68
12BSSD	151	21LAR	192	34 10.5FG	7	51D	159	143	69
12BST	152	21LE15L	192	34 11	7	52	11	143D	69
12C	151	21LE15R	192	34 11FG	7	52D	11	143LRW	69
12CSD	151	21LE18L	192	34 12	7	52SN	211	143RD	69
12CSS	151	21LE18R	192	34 12FG	7	52SND	211	143RW	69
12CSSD	151	21LE24L	192	34L10.5	7	52VN	211	144	69
12D	151	21LE24R	192	34L11	7	52VND	211	144D	69
12SD	151	21UFBHDW	192	34L12	7	53D	213	145	68
12SS	151	21UFBK	192	34P10.5	7	54	11	145D	68
12SSD	151	21UFB	192	34P11	7	54D	11	145GSFP	149
13GSFP	149	21UFBR	192	34P12	7	54S	12	145GSFPD	149
13GSFPD	149	22	173	35	15	54SD	12	145LRW	68
13SSFP	150	22X	216	36CLEV	25,238	56	11	145RD	68
13SSFPD	150	23D	158	36CLEVC	25,238	56D	11	145RW	68
14	8	24CLEV	25,238	36CLEVCRB	25,238	57	215	145SH	68
14BST	152	24CLEVC	25,238	36CLEVGRB	25,238	57D	215	146	68
14L	8	24CLEVCRB	25,238	36E55	108	58	11	146D	68
14P	8	24CLEVGRB	25,238	36PE9	108	58D	11	146LRW	68
16BST	152	24D	159	37	179	62GSFP	149	146RD	68

Marshalltown Part Number Listing

PART NO.	PAGE NO.	PART NO.	PAGE NO.	PART NO.	PAGE NO.	PART NO.	PAGE NO.	PART NO.	PAGE NO.
146RW	68	223	211	509D	14	656	21	740RD	68
146SH	68	224	211	510	14	657	20	740RW	68
147	70	225	211	510D	14	657SG	20	742	68
147D	70	226	211	513N	53	658	20	742D	68
148	68	227	47	521	29	659	20	742LRW	68
148D	68	234	211	521P	29	660	117	742RD	68
148LRW	68	236	211	558	14	661	117	742RW	68
148RD	68	238	211	560	14	661SD	208	761SD	208
148RW	68	239	211	562	14	662SD	208	762SD	208
149	71	240	211	564	14	663SD	208	763SD	208
150	71	244	69	566	14	664SD	208	764SD	208
151	71	247	70	568	14	693	190	765SD	208
152	71	247D	70	600	18	701	207	766SD	208
153	68	350	222	601	18	701S	207	767SD	208
153D	68	360	222	603SG	20	701SD	207	768SD	208
153LRW	68	360PBA134	87	604	20	702	207	769SD	208
154	69	360PBA138	87	604SG	20	702S	207	770S	207
154D	69	360RAHEAD	87	606	20	702SD	207	770SD	207
154LRW	69	360STUDHD	87	606SG	20	702SDL	207	771S	207
155	69	360THREAD	87	607	21	703	207	771SD	207
155BD	53	360UNIV6	87	607SG	20	703S	207	775S	207,229
155D	69	367	199	609D	17	703SD	207	775SD	207,229
155LRW	69	368	199	610D	17	704	207	775SDL	207
155SSD	53	369	199	611D	17	704S	207	776S	207
156BD	53	375	222	612D	17	704SD	207	776SD	207
156D	53	401	51	613D	17	706	207	776SDDN	207
156SSD	53	401D	51	614D	17	706S	207	776SDL	207
158BD	52	402	51	617D	17	706SD	207	779S	207
159BD	52	402D	51	618D	17	708SD	208	779SD	207
160BD	52	403	64	619D	17	709SD	208	780S	207
160SSD	52	412D	163	620	26	710SD	208	780SD	207
161BD	52	412W	163	620D	17	711SD	208	780SDDN	207
161SSD	52	420	30,222,197	621	26	714SD	183	780SDL	207
162BD	52	420B	30,222,197	621D	17	715SD	183	781S	207
162SSD	52	423	97	622	25	716S	207	781SD	207
163BD	52	423HH	97	622D	17	716SD	207	789	225
163SSD	52	427	97	623	25	716SDDN	207	790	172
164BD	52	427HH	97	623D	17	716SDL	207	794A	191
164SSD	52	428	97	624	25	717S	207	797	189,190
165GSFP	149	428HH	97	624D	17	717SD	207	798D	170
165GSFPD	149	429	97	625	25	717SDDN	207	799	97
165SSD	52	429HH	97	625D	17	717SDL	207	799D	170
166BD	52	430	97	626	25	718S	207	800	176
166SSD	52	430HH	97	627	25	718SD	207	803	235
167BD	52	446	221	628	25	718SDL	207	803SB	216
170SSD	61	479CH	53	629	26	719S	207	804	235
171SSD	61	480CH	53	631	25	719SD	207	804SB	216
172SSD	61	481CH	53	632	25	720	30,222,197	805	177
174BD	61	482CH	53	634	26	720B	30,222,197	805SB	216
175BD	61	483CH	53	635	26	721	184	809	182
176D	53	484CH	53	635SD	208	721SS	184	811	182
177SSD	61	485CH	53	636SD	208	722	184	812	161
178SSD	61	486CH	53	637SD	208	723	184	812SS	216
179SSD	61	487NCH	53	638SD	208	734	68	813	161
180D	64	488NCH	53	639SD	208	734D	68	814	161
184SSD	52	489N	53	640SD	208	734LRW	68	815	182
185SSD	52	490N	53	641SD	208	734RD	68	819	163
186BD	61	491N	53	642SD	208	734RW	68	819L	163
187BD	61	502	14	643SD	208	734SD	208	820	30,222,197
188SSD	52	502D	14	644SD	208	735SD	208	820B	30,222,197
190SSD	52	503	14	645SD	208	736	68	821	226,244
192SSD	52	503D	14	646	21	736D	68	821SB	216
194SSD	52	504	14	646SD	208	736LRW	68	822	95
196SSD	52	504D	14	646SG	20	736RD	68	822SB	216
202	11	505	14	647	21	736RW	68	823	226,244
206	211	505D	14	647SD	208	736SD	208	824	95
207	211	506	14	647SG	20	738	68	825	95
207-1	211	506D	14	648	21	738D	68	826	89
208	211	507	14	648SG	20	738LRW	68	827	89
208-1	211	507D	14	651	117	738RD	68	828	89
209	47	508	14	654	21	738RW	68	829	29
220	211	508D	14	654SG	20	740	68	830	97
221	211	508N	53	655	21	740D	68	831	246
222	211	509	14	655SG	20	740LRW	68	831L	246

Marshalltown Part Number Listing

PART NO.	PAGE NO.	PART NO.	PAGE NO.	PART NO.	PAGE NO.	PART NO.	PAGE NO.	PART NO.	PAGE NO.
832	186	981	210	3516SDN	153	4013	56	4501RP	70
833D	63	990S	47	3520SD	152	4038D	63	4506D	152
834D	63	994S	47	3520SDN	153	4039D	63	4506SD	152
835D	63	998	235	3600	57	4040D	63	4508D	152
836	64	999S	47	3601	57	4041D	63	4508SD	152
838	141	1790D	64	3602	57	4042D	63	4510D	152
839	141	1910.5FG	7	3602HOLE	87	4043D	63	4510SD	152
840	22,117,221	2160	231	3603	57	4044D	63	4512D	152
841	22,117,221	2161	231	3604	57	4045D	63	4512SD	152
842	98	2162	28	3605	57	4046D	63	4514D	152
843	98	2166D	13,163	3606	57	4097	66	4514SD	152
844	186	2508	153	3607	57	4098	66	4526D	70
846	186	2508SS	153	3608	57	4099	66	4526P	70
847	97	2510	153	3609	57	4113D	64	4526RP	70
848	97	2510SS	153	3610	57	4119	58	4528D	70
849	186	2512	153	3611	57	4120	58	4528P	70
854	98	2512SS	153	3612	57	4121	58	4528RP	70
855	98	2514	153	3613	57	4129	58	4591	172
856	98	2514SS	153	3614	57	4131	58	4615D	71
864D	63	2536	195	3615	57	4133	58	4623D	71
865D	63	2629	195	3616	57	4135	58	4626D	71
866D	63	2630	195	3617	57	4137	58	4658DFL	149,230
867D	63	2631	195	3618	57	4139	58	4663DFDL	149,230
868D	63	2632	195	3619	57	4140	58	4665DFL	149,230
869	64	2633	195	3620	57	4143D	59	4681DFDL	149,230
871	243	2634	195	3621	57	4144D	59	4682DFL	149,230
874	243	2635	195	3622	57	4145D	59	4683DFDL	149,230
891	164	2636	195	3623	57	4154D	52	4694DFL	149,230
891L	164	2984	29	3624	57	4260D	59	4710	67
892	165	3006	88	3625	57	4261D	61	4712	67
893	163	3007	88	3626	57	4262D	59	4713DFDL	149,230
897	164	3008	88	3627	57	4263D	61	4714	67
902	158	3138	46	3628	57	4264D	59	4733	95
903SS	153	3138D	46	3629	57	4265D	61	4734	95
904	158	3140	46	3631	57	4266D	59	4735	95
905	158	3140D	46	3632	57	4267D	61	4746	95
905M	153	3142	79	3740	67	4268D	60	4748	95
905SS	153	3485D	62	3742	67	4269D	60	4750	95
907M	153	3485W	62	3748	88	4270D	59	4752	95
907SS	153	3486D	62	3749	87	4272D	59	4754	95
911	159	3486W	62	3750	78	4274D	59	4816	88
912	151	3487D	62	3751	59	4276D	59	4817	88
913M	153	3487W	62	3752	59	4280D	61	4818	85
913SS	153	3488D	62	3753	59	4282D	62	4819	85
914	161	3488W	62	3754	59	4283D	61	4820	85
915M	153	3489D	62	3755	59	4379	178,214	4821	85
915SS	153	3489W	62	3756	59	4382	178,214	4822	85
916	182	3490D	62	3757	59	4384	178,214	4826	88
918	182	3490W	62	3758	59	4412	179	4844	28,147
919	182	3491D	62	3759	59	4413	177	4908	25
921	26	3491W	62	3760	59	4415	177	4910	25
922	15	3492D	62	3761	59	4417	178,214	4911	25
923	15	3492W	62	3762	59	4419	179	4912	25
924	12	3493D	62	3763	59	4467DFD	149,230	4913	25
925	10	3493W	62	3764	59	4468DF	149,230	4914	25
926	9	3494D	62	3765	59	4469DFD	149,230	4915	25
927	215	3494W	62	3766	59	4470DF	149,230	5205D	13,162
929	14	3495D	62	3767	59	4471DFD	149,230	5205W	13,162
930	14	3495W	62	3768	59	4472DF	149,230	5206D	13,162
931	15	3496D	62	3769	59	4473DFD	149,230	5206W	13,162
934	11	3496W	62	3770	59	4474DF	149,230	5207D	13,162
935	182	3506D	153	3771	59	4497D	70	5207W	13,162
936	182	3506SD	152	3772	59	4497P	70	5208D	13,162
970	210	3508D	153	3773	59	4497RD	70	5208W	13,162
971	210	3508SD	152	3774	59	4497RP	70	5209D	13,162
972	210	3508SDN	153	3775	59	4498RD	70	5209W	13,162
973	210	3510D	153	3776	59	4499RD	70	5210D	13,162
974	210	3510SD	152	3777	59	4500D	70	5210W	13,162
975	210	3512D	153	3881SD	61	4500P	70	5211D	13,162
976	210	3512SD	152	3883SD	61	4500RD	70	5211W	13,162
977	211	3512SDN	153	3885SD	61	4500RP	70	5301	170
978	211	3514D	153	3887S	58	4501D	70	5301BP	170
979	211	3514SD	152	4002D	52	4501P	70	5301HP	170
980	211	3516SD	152	4012	56	4501RD	70	5301RH	170

Marshalltown Part Number Listing

PART NO.	PAGE NO.	PART NO.	PAGE NO.	PART NO.	PAGE NO.	PART NO.	PAGE NO.	PART NO.	PAGE NO.
5301SK	170	6262	210	7305	63	64901	239	B5 144	82
5704S	229	6263	210	7305W	63	64902	239	B30BI	76
5704SD	229	6265	47	7314	63	!WX913	250	B32LB	105
5704SS	229	6266	212	7314W	63	!WX915	251	B33LB	105
5704SSD	229	6267	158	7315	63	!WX917	251	B34LB	105
5705S	229	6268	158	7315W	63	A3001	87	B34LBL	105
5705SD	229	6269	158	7316	63	A3002	87	B36	77
5705SS	229	6270	158	7316W	63	A3003	87	B36B	77
5705SSD	229	6271	154	7317	63	A3008	87	B36FR	77
5706S	229	6272	154	7317W	63	A4171	113	B36FRB	77
5706SD	229	6273	154	7319	63	A4171LH	113	B42	77
5706SS	229	6274	210	7319W	63	A4172	113	B42B	77
5706SSD	229	6275	210	7374	63	A4172LH	113	B42BI	76
5707S	229	6286	211	7374W	63	A4173	113	B42FR	77
5707SD	229	6287	211	7380	63	A4174	112	B42FRB	77
5707SS	229	6392	161	7380W	63	A4175	112	B45	77
5707SSD	229	6394	160	7408	63	A4176	112	B45B	77
5708S	229	6395	160,161	7408W	63	AB4	85	B45FR	77
5708SD	229	6396	160,161	7545	67	AB906	192	B45FRB	77
5708SS	229	6397	160,161	7546	67	AB4013	97	B45RA	77
5708SSD	229	6415	99	7547	67	ADA22	125	B48	77
5709S	229	6416	99	7550	67	ADA23	125	B48B	77
5709SD	229	6417	99	7551	67	ADA24	125	B48BI	76
5709SS	229	6419	99	7552	67	AH212D	13,162	B48FR	77
5709SSD	229	6423	99	7553	67	AH659	13,163	B48FRB	77
5744	233	6425	99	7554	67	AHK4948	85	B48FRRA	77
5745	233	6442	98	7555	67	AKD12	186	B48RA	77
5748	233	6443	98	7556	67	AKD12RB	186	B60	77
5749	233	6515	97	7588	52	AKD14	186	B60B	77
5754	185	6516	97	7589	52	AKD14RB	186	B60BI	76
5755	185	6517	29	7590	52	AKD18	186	B60FR	77
5756	185	6518	200	7591	52	AKD18RB	186	B60FRB	77
5758	185	6519	29	7592	57	AKD22	186	B72	77
5759	185	6520	225	7593	57	AKD22RB	186	B72B	77
5760	185	6522	29	7594	52	ALS504	27	B72FR	77
5762	185	6523	29	7595	52	AP753	90	B72FRB	77
5764	185	6524	29	7596	52	AP753H	90	B77	227
5767D	231	6525	29	7597	52	AP867	90	B212	20
5768D	231	6526	28	7598	52	AP867-5	90	B212SG	20
5769D	231	6527	28	7599	52	AP867H	90	B241MT	78
5772S	229	6528	29	7600	52	AP867H-5	90	B245MT	78
5772SD	229	6529	29	8275	65	AP867RH	90	B300	20
5774S	229	6555	28,234	8276	65	APH24H	91	B300SG	20
5774SD	229	6556	28,234	8277	65	APH30	91	B312	20
5776S	229	6596	97	8278	65	APH30H	91	B312SG	20
5776SD	229	6597	97	8279	65	APH195	91	B361MT	78
5776SS	229	6598	97	8303	65	APH195H	91	B365MT	78
5776SSD	229	6599	97	8304	65	ARBLFCLUS	124	B400	20
5779S	207,229	6629	98	8305	65	ARBORLEAF	124	B412	20
5779SD	207,229	6630	98	8308	65	ASBLACK	119	B481MT	78
5783S	229	6631	98	8314	65	ASBLACKF	119	B485MT	78
5783SD	229	6645	28	8316	65	ASBLUE	119	B2475MT	78
5784S	229	6646	28	8317	65	ASBLUEF	119	B3675MT	78
5784SD	229	6647	28	8374	65	ASGREEN	119	B4875MT	78
5786D	231	6648	28	9051	236	ASGREENF	119	B24225MT	78
5787D	231	6649	200	9052	236	ASHLFCLUS	124	B36225MT	78
5788D	231	6746	69	9053	236	AT10MA	140	B48225MT	78
5796D	231	6747	69	9055	196	ATH45	12	BACS	220
5798D	231	6982	98	9056	196	ATH45S	12	BART4	104
5871	98	6983	98	9057	201	ATH50	12	BART7	104
6024	171	7258	71	9058	235	ATH50S	12	BART8	104
6040	160	7258D	71	9059	235	ATH54	12	BART9	104
6041	160	7259	71	9060	219	ATH54S	12	BART10	104
6042	160	7259D	71	9060RB	219	ATH63	12,243	BART12	104
6043	160	7259DK	71	9060SB	219	ATH114S	12	BBJ1258	16
6044	160	7260	63	9063	235	ATS81	175	BC14	104
06150D	68	7260RDW	71	9064	236	B5 48	82	BC14RH	104
06150LRW	68	7260W	63	9069	235	B5 60	82	BC18	104
06150RD	68	7301	63	9070	235	B5 60M	82	BC18RH	104
6157	181	7301W	63	9072	236	B5 72	82	BC24	104
6158	180	7303	63	9074	237,196	B5 72M	82	BC24RH	104
6186	139	7303W	63	9075	239	B5 72TF	83	BC30	104
6260	210	7304	63	64110	238	B5 96	82	BC30RH	104
6261	210	7304W	63	64310	238	B5 120	82	BC36	104

Marshalltown Part Number Listing

PART NO.	PAGE NO.	PART NO.	PAGE NO.	PART NO.	PAGE NO.	PART NO.	PAGE NO.	PART NO.	PAGE NO.
BC36RH	104	BFB48	97	BSTK12	154	CE515S	54	CFH280	238
BC42	104	BFB54	97	BSTK14	154	CE515SP	55	CFH281	238
BC42RH	104	BFB60	97	BTK1	30	CE516S	54	CFH292	238
BC82	160	BFB72	97	BTk2	30	CE516SP	55	CFH293	238
BC246BF9	73	BFF124	179	BTP10	9	CE517S	54	CFH293M	238
BC246RB	73	BFH9	84	BTSG11	9	CE517SP	55	CG396	64
BC246T91	73	BFH9N	84	BTSG12	9	CE518S	54	CG396P	64
BC248BF9	73	BFKIT1	75	BTSG1155	9	CE518SP	55	CG511SSD	60
BC248RB	73	BFKIT2	75	BWBRICK	121	CE519S	54	CG512SSD	60
BC248T91	73	BFKIT3	75	BWBRICKF	121	CE519SP	55	CG513SSD	60
BC2410BF9	73	BFKIT4	75	C24R	79	CE520S	54	CG514SSD	59
BC2410RB	73	BFKIT5	75	C30	79	CE520SP	55	CG650SSD	60
BC2410T91	73	BFKIT6	75	C30R	79	CE521S	54	CG651SSD	60
BC2412BF9	73	BFKIT7	75	C36R	79	CE522S	54	CG81234D	65
BC2412RB	73	BFKIT8	75	C48	79	CE523S	54	CG81234W	65
BC2412T91	73	BFKIT9	75	C48R	79	CE524S	54	CG81412D	65
BC2414BF9	73	BFKIT10	75	C902	192	CE525S	54	CG81412W	65
BC2414RB	73	BFKIT11	75	CANTERVVMIX	130	CE526S	54	CG81814D	65
BC2414T91	73	BFKIT12	75	CANTILCOR	125	CE527S	54	CG83478D	65
BC2416BF9	73	BG36	82	CANTILEEDGE	125	CE528S	54	CG83478W	65
BC2416RB	73	BG36F	82	CB48	76	CE529S	54	CG83812D	65
BC2416T91	73	BG42	82	CB48DE	76	CE530S	54	CG83812W	65
BC2418BF9	73	BG42F	82	CB60	76	CE531S	54	CG101234D	65
BC2418RB	73	BG48	82	CB60DE	76	CE532S	54	CG101234W	65
BC2418T91	73	BG60	82	CB72	76	CE533S	54	CG101412D	65
BC2420BF9	73	BG72	82	CB72DE	76	CE534S	54	CG101412W	65
BC2420RB	73	BG120	82	CB96	76	CE535S	54	CG101814D	65
BC2420T91	73	BH760	18	CB96DE	76	CE535SP	55	CG103478D	65
BC2424BF9	73	BH761	18	CB120	76	CE540B	56	CG103478W	65
BC2424RB	73	BHF616	18	CB120DE	76	CE540BP	56	CG103812D	65
BC2424T91	73	BHF624	18	CB144	76	CE541B	56	CG103812W	65
BC2516BF9	73	BHS720	18	CB168	76	CE541BP	56	CGW961SS	60
BC2516RB	73	BI142D	67	CB192	76	CE542B	56	CGW962SS	60
BC2516T91	73	BI145D	67	CB370	177	CE543B	56	CHOCLNR1	137
BC2520BF9	73	BI146D	67	CB429	177	CE543BP	56	CHOCLNR5	137
BC2520RB	73	BI153D	67	CB507	27	CE544B	56	CHPAT18	124
BC2520T91	73	BJ850	16	CB904	192	CE544BP	56	CHRB	122
BC2524BF9	73	BJCC1	15	CBC	219	CE545B	56	CHRBFB	122
BC2524RB	73	BJCC12	15	CB813	219	CE545BP	56	CHSCB	121
BC2524T91	73	BJCC34	15	CC471	215	CE546B	56	CHSCBF	121
BC3697	23	BJCC38	15	CC480	175	CE546BP	56	CHSLT18	123
BC15358BF9	73	BJCC58	15	CC766	175	CE547B	56	CHSLT48	123
BC15358RB	73	BJCV1	15	CE384	54	CE547BP	56	CK861D	155
BC15358T91	73	BJCV12	15	CE384P	55	CE548B	56	CLB20FR	79
BC153510BF9	73	BJCV34	15	CE500S	54	CE548BP	56	CLB66FR	79
BC153510RB	73	BJCV38	15	CE500SP	55	CE550B	56	CLB205FR	79
BC153510T91	73	BJCV58	15	CE501S	54	CE551B	56	CLB224FR	79
BC153512BF9	73	BK385	154	CE501SP	55	CE551BP	56	CLB225FR	79
BC153512RB	73	BK386	154	CE502S	54	CE552B	56	CLB244FR	79
BC153512T91	73	BK387	154	CE502SP	55	CE552BP	56	CLB284FR	79
BC153514BF9	73	BK388	154	CE503S	54	CE553B	56	CLB304FR	79
BC153514RB	73	BKTSG75SS	10	CE503SP	55	CE553BP	56	CLC28R	79
BC153514T91	73	BKTSG825	10	CE504S	54	CE554B	56	CLC30R	79
BC153516BF9	73	BP469	214	CE504SP	55	CE554BP	56	CLR REL	137
BC153516RB	73	BP984M	98	CE505S	54	CE555B	56	CM419	91
BC153516T91	73	BPT6	245	CE505SP	55	CE555BP	56	CM419-5	91
BC153520BF9	73	BPT7	245	CE506S	54	CE556B	56	COBBLE	119
BC153520RB	73	BPT8	245	CE506SP	55	CE556BP	56	COBBLEF	119
BC153520T91	73	BPT9	245	CE507S	54	CE557B	56	COFLAG	121
BC153524BF9	73	BPT10	245	CE507SP	55	CE558B	56	COFLAGF	121
BC153524RB	73	BPT11	245	CE508S	54	CE558BP	56	COLDISP	169
BC153524T91	73	BPT12	245	CE508SP	55	CE559B	56	CPAOAK	132
BCAXLE	23	BPT13	245	CE509S	54	CE559BP	56	CPBRKRD	132
BCBEARING	23	BS748	197	CE509SP	55	CE560B	56	CPCBUFF	132
BCWHEEL	23	BSBLACK	121	CE510S	54	CE561B	56	CPCHAR	132
BD862	165	BSBLACKF	121	CE510SP	55	CE562B	56	CPCSAGE	132
BD863	165	BSBLUE	121	CE511S	54	CE563B	56	CPDCHAR	132
BF8	84	BSBLUEF	121	CE511SP	55	CE564S	54	CPDROSE	132
BF9	86	BSGREEN	121	CE512S	54	CE565S	54	CPGCLAY	132
BF422	77	BSGREENF	121	CE512SP	55	CE566S	54	CPGGRAY	132
BF428	77	BST16	28,239	CE513S	54	CE567S	54	CPHRED	132
BF428B	77	BSTK6	154	CE513SP	55	CE568S	54	CPHWHEAT	132
BF36	97	BSTK8	154	CE514S	54	CE569S	54	CPLANST	132
BFB40	97	BSTK10	154	CE514SP	55	CE570S	54	CPMBROWN	132

Marshalltown Part Number Listing

PART NO.	PAGE NO.	PART NO.	PAGE NO.	PART NO.	PAGE NO.	PART NO.	PAGE NO.	PART NO.	PAGE NO.
CPMILLST	132	DAW360SS	60	E320BLC	18	ER007	227	FP905	192
CPPEWTER	132	DAW361SS	60	E324BLC	18	ESBAMBER4	129	FPK2	157
CPSANDST	132	DAW362SS	60	E341	199	ESBAMBER32	129	FPK2HH	157
CPSBEIGE	132	DAW363SS	60	E343	199	ESBLACK4	129	FPK3HH	157
CPSFBUFF	132	DBZ	195	E345	199	ESBLACK32	129	FPK112	157
CPSIENNA	132	DC344LSC	172	E383	196	ESBLUE4	129	FPK112HH	157
CPSTMGRAY	132	DC344SC	172	E385	196	ESBLUE32	129	FPK112SSHH	157
CPSMOKE	132	DC344U	172	E397	196	ESCORLTH4	129	FPK114	157
CPSSLATE	132	DCM30	163	E398	196	ESCORLTH32	129	FR18R	82
CPSTAN	132	DCM36	163	E399	196	ESCSEA4	129	FR24	82
CPTCOTTA	132	DF10	24	E400	187	ESCSEA32	129	FR24AA	81
CR3	160	DF12	24	E400C	187	ESGRAY4	129	FR24R	82
CR3RP	160	DFP18	24	E400NB	187	ESGRAY32	129	FR24RAA	81
CR4RRB	72	DGB661	18	E404	200	ESKONA4	129	FR24RTA	81
CR5	160	DGS91	213	E406	200	ESKONA32	129	FR24TA	81
CR5RP	160	DH178	176	E407	200	ESLICHEN4	129	FR30	82
CR5RRB	72	DH694	176	E408	200	ESLICHEN32	129	FR30AA	81
CR6RRB	72	DH764	176	E409	200	ESPURPLE4	129	FR30R	82
CR6RT91	72	DK296	203	E410	200	ESPURPLE32	129	FR30RAA	81
CR6SRB	72	DK298	203	E440	199	ESRED4	129	FR30RTA	81
CR6ST91	72	DP4	184	E442	199	ESRED32	129	FR30TA	81
CR8RRB	72	DP6	184	E444	222,199	ESSTYGN4	129	FR36	82
CR8RT91	72	DP8	184	E550	182	ESSTYGN32	129	FR36AA	81
CR8SRB	72	DP12	239,100	E551	181	ESTANNIN4	129	FR36BF9	81
CR8ST91	72	DP16	239,100	E740	195	ESTANNIN32	129	FR36R	82
CR10RRB	72	DPC930	172	E1001	202	ESTAPLER	220	FR36RAA	81
CR10RT91	72	DPLE72	194	E1002	202	ESTAPLES	220	FR36RBF9	81
CR10SRB	72	DR381	173	E1003	202	ESTAUPE4	129	FR36RTA	81
CR10ST91	72	DR389	173	E1004	202	ESTAUPE32	129	FR36TA	81
CR12RRB	72	DR390	173	E1005	202	ESVERDIG4	129	FR42	82
CR12RT91	72	DS628	175	E1006	202	ESVERDIG32	129	FR42AA	81
CR12SRB	72	DS921	173	E1007	202	ESWBRNZ4	129	FR42R	82
CR12ST91	72	DTK3	202	E1008	202	ESWBRNZ32	129	FR42RAA	81
CRPACK1	72,73,74	DTK4	203	E1011	214,202	ESYELLOW4	129	FR42RTA	81
CRPACK2	72,73,74	DU648SD	208	E1012	202	ESYELLOW32	129	FR42TA	81
CRPACK3	72,73,74	DU649SD	208	E1013	202	FB865	177	FR48	82
CRSH12	217	DU650SD	208	E1014	202	FB865RP	177	FR48AA	81
CRSH18	217	DU651SD	208	E1015	214,202	FC244	191	FR48R	82
CS247	89	DU652SD	208	E1016	202	FFPK2	157	FR48RAA	81
CS247H	89	DU653SD	208	E1017	202	FFPK112	157	FR48RTA	81
CSBLACK	119	DU654SD	208	E1018	202	FFPK114	157	FR48TA	81
CSBLACKF	119	DU655SD	208	E1080	214,202	FFS7	222	FRB24AA	81
CSBLUE	119	DU656SD	208	E1100	202	FFS7RB	222	FRB24RAA	81
CSBLUEF	119	DU657SD	208	E1202	202	FFS14	222	FRB24RTA	81
CSGREEN	119	DU658SD	208	E1203	202	FFS14RB	222	FRB24TA	81
CSGREENF	119	DU659SD	208	E1204	202	FFS18	222	FRB30AA	81
CSHDL	89	DU660SD	208	E1205	202	FFS18RB	222	FRB30RAA	81
CSSK	220	DWS467	183	E1207	202	FFS22	222	FRB30RTA	81
CSP494F	182	DWS467-3	183	E1241	199	FFS22RB	222	FRB30TA	81
CSP494M	182	E3-16S	237	E1242	199	FFS36	222	FRB36AA	81
CSR5	219	E3-20S	237	E1243	199	FFS36RB	222	FRB36BF9	81
CSR35	219	E3-22SM	237	E1244	199	FFS48	222	FRB36RAA	81
CT03	172	E3-24SM	237	E1245	199	FFS48RB	222	FRB36RBF9	81
CT197SSD	59	E3-28SM	237	E1246	199	FIL309	188	FRB36RTA	81
CT292	159	E3-30SM	237	E1247	199	FJK4	157	FRB36TA	81
CTHCHISEL12	19	E14	196	E2002	201	FJK4HH	157	FRB42AA	81
CTHCHISEL34	19	E38	199	E2411	235	FJK4SSHH	157	FRB42RAA	81
CTHCHISEL38	19	E40	180	E6121	196	FJK5	157	FRB42RTA	81
CTHPOINT1	19	E54D	200	E6125	196	FJK5HH	157	FRB42TA	81
CTHPOINT58	19	E83D	201	E6151	201	FJK5SSHH	157	FRB48AA	81
CTHPOINT78	19	E84	201	E6151-1	201	FJK6	157	FRB48RAA	81
CTHSET2	19	E90	197	E9483	199	FJK6HH	157	FRB48RTA	81
CTHSET3	19	E91	197	E9484	199	FJK6SSHH	157	FRB48TA	81
CTHSET112	19	E96	201	EA917	158	FJK8	157	FS47D	223,242
CTHSET214	19	E97	201	EB464	250	FLAT PST	138	FS903	192
CTHTRACER2	19	E98D	201	EF87D	212	FM629	164	FSBLACK	120
CTHTRACER3	19	E119	201	EF88D	212	FM661	164	FSBLACKF	120
CTHTRACER112	19	E176	237	EL701	194	FM774	164	FSBLUE	120
CTK2	117	E177	237	ELMLEAF	124	FOCM	133	FSBLUEF	120
CTK3	117	E182	237	EM465	250	FOPOLY5	133	FSGREEN	120
CUTSTNEDGE	125	E216D	200	EMF466	250	FP48	84,182	FSGREENF	120
DA097SSD	60	E225D	200	ENG-HONDA	92	FP224	192	FT6	84
DA098SSD	60	E226D	200	EP462	250	FP612	84,182	FT6N	84
DA099SSD	60	E312BL	18	EPC463	250	FP832	84,182	FT124SS	46

Marshalltown Part Number Listing

PART NO.	PAGE NO.	PART NO.	PAGE NO.	PART NO.	PAGE NO.	PART NO.	PAGE NO.	PART NO.	PAGE NO.
FT144	47	HC127A	188	INGCLAY6	135	KP1	226,244	M5404	156
FT164	47	HC128A	188	INGGRY5	135	LB14	94	M5503	156
FT362	46	HC129A	188	INGGRY6	135	LB18	94	M5603	156
FT363	46	HC130A	188	INHRED5	135	LB36	78	M5721	156
FT364	46	HDARBUFF	136	INHRED6	135	LB48	78	M5721DP	156
FT365	46	HDBLUST	136	INHWH75	135	LB60	78	M5721SS	156
FT366	150	HDBONE	136	INHWH76	135	LF48	78	M5734	156
FT367	150	HDBRKR	136	INLSTN5	135	LGSTFAN	120	M5743	156
FT368	150	HDCGGRAY	136	INLSTN6	135	LGSTFANF	120	M5743SS	156
FT372R	46	HDCGPNK	136	INMBRN5	135	LL945	192	M5753	156
FT373R	46	HDCHESTNT	136	INMBRN6	135	LS24	27	M5753SS	156
FT374R	46	HDC7AN	136	INMGRY5	135	LS46	27	M5763	156
FT375R	46	HDDCHAR	136	INMGRY6	135	LS68	27	M5763SS	156
FT376R	46	HDDRKR	136	INMILL5	135	LS085	184	M5863	156
FT377R	150	HDFRCRM	136	INMILL6	135	LS086	184	M5864	156
FT799SS	47	HDCINKGO	136	INPEWT5	135	LS087	184	M6092	113
FTFR360	47	HDGRLLN	136	INPEWT6	135	LS088	184	M6092ELB	112
FTFR362	47	HDGRPLM	136	INSBEIG5	135	LS810	27	M6092ELG	112
FTFR363	47	HDJUNIP	136	INSBEIG6	135	LS812	27	M6093	113
FTFR364	47	HDNANWHT	136	INSFBUF5	135	LSF94	213	M6093ELB	112
FTFR365	47	HDRUSSET	136	INSFBUF6	135	LWRBLD12	217	M6093ELG	112
FTFR369	47	HDSLTGRY	136	INSIEN5	135	LWRBLD18	217	M6094	113
FTFR370R	47	HDSMOKE	136	INSIEN6	135	M2CF	167	M6094ELB	112
FTFR372R	47	HDTCOTTA	136	INSMOKE5	135	M2NS	169	M6094ELG	112
FTFR373R	47	HDTRAVER	136	INSMOKE6	135	M3BBH	168	M6095	113
FTFR374R	47	HDWALNUT	136	INSNDST5	135	M3BH	168	M6095ELB	112
FTFR375R	47	HDWHEAT	136	INSNDST6	135	M3CF	167	M6095ELG	112
FTFR379R	47	HERRBRK	121	INSSLT5	135	M3CFW	167	M6096	113
FTS24	176	HERRBRKF	121	INSSLT6	135	M3NS	169	M6219	113
FTS48	176	HG577	190	INTAN5	135	M4BBH	168	M7071	157
G		HG692	190	INTAN6	135	M4BH	168	M7073	157
G578	190	HGSTGRY	136	INWTC5	135	M5BBH	168	M7081	157
G695	190	HH987F	98	INWTC6	135	M5BH	168	M7123	157
G725	190	HHP986F	98	ITSLAT18	123	M6BBH	168	M7124	157
GB690	18	HICKLFCLUS	124	ITSLAT48	123	M6BH	168	M7152	157
GB691	17	HM4949	162	JAWSET	107	M7CFB	168	M7153	157
GB692	17	HNG307	188	JK445F	158	M7FFB	167	M7154	157
GBK0306	23	HONLFCLUS	124	JK744	158	M8CFB	168	M7155	157
GF43	213	HOS308	188	JK745	158	M8FBB	167	M7203	157
GF247	212	HP15	24	JK746	158	M8FFB	167	M7204	157
GFF124	178	HS097	180	JK883D	155	M10FBB	167	M7205	157
GG371	245	HS98SG	180	JK884D	155	M10FFB	167	M7221	157
GINKLEAFL	124	HS98W	180	JK885D	155	M12FBB	167	M7303	157
GINKLEAFS	124	HS634	190	JK886D	155	M12FFB	167	M7304	157
GJ1258	16	HS901	180	JK886SSD	155	M14T	216	M7305	157
GJ5834	16	HSP88	107	JK896D	155	M25CF	167	M7340	113
GKP36	225,244	HT8	102,148	JP570XE	216	M35CF	167	M7341	113
GKP37	225,244	HT9R	139	JP50003	216	M42BBH	168	M7342	113
GKP368	225,244	HT10	102,148	JP50010	216	M42BH	168	M7342ELB	112
GKPCLIPS	225,244	HT54	175	JP50010A	216	M1404	216	M7342ELG	112
GOISHOES	139	HT1438	220	JP50010B	216	M1415	216	M7343	113
GP478	160,161	HT516916	220	JP50010C	216	M1420	216	M7343ELB	112
GP479	160,161	HVS87	179	JP50010D	216	M1421	216	M7343ELG	112
GR24	138	HVYSTN18	123	JP50020	216	M1422	216	M7345	110
GR36	138	HVYSTN48	123	JP50026	216	M3142	79	M7346	110
GRH	138	HWPLANK	123	JP57004	216	M5121	156	M7349	113
GS671	221	HWPLANKSGL	123	JP57015	216	M5122	156	M7349ELB	112
GT28CN	217	HWPLANKX	123	JP68004	216	M5122SS	156	M7349ELG	112
GT198SSD	59	HWPLANKY	123	JP68015	216	M5123	156	M7352	113
GT871D	155	INAOK5	135	JR008	227	M5124	156	M7352ELB	112
GT872D	155	INAOK6	135	KB230	101	M5124SS	156	M7352ELG	112
GTP7	12	INBRED5	135	KB451	101	M5153	156	M7360ELG	113
GTSG35	12	INBRED6	135	KB455	101	M5154	156	M7363ELG	113
GUIDE12	217	INCLBF5	135	KB459	101	M5155	156	M7367	113
GUIDE18	217	INCLBF6	135	KD12	186	M5203	156	M7368	113
H2OCS1	138	INCHAR5	135	KD18	186	M5203SS	156	M7371	113
H2OCS5	138	INCHAR6	135	KD18C	186	M5204	156	M7371R	113
H2OWL1	138	INCSAGE5	135	KD18CD	186	M5221	156	M7372	113
H2OWL5	138	INCSAGE6	135	KD24	186	M5221DP	156	M7373RELB	112
H608	190	INDCHAR5	135	KD24C	186	M5303	156	M7403	157
H724	190	INDCHAR6	135	KD24CD	186	M5303SS	156	M7405	157
H826-5	89	INDROSE5	135	KD36	186	M5304	156	M7407	112
H827-5	89	INDROSE6	135	KENLFCLUS	124	M5403	156	M7408	112
HC125A	188	INGCLAY5	135	KKSC	220	M5403SS	156	M7410	112

Marshalltown Part Number Listing

PART NO.	PAGE NO.	PART NO.	PAGE NO.	PART NO.	PAGE NO.	PART NO.	PAGE NO.	PART NO.	PAGE NO.
M7411	112	MB72B	77	MFFB912	170	MIX59402	35	MNS72	170
M7413	112	MB72R	77	MFFBA6	167	MIX59402B	35	MNS73	170
M7414	112	MB72RB	77	MFFBR17	167	MIX59405	35	MNS152	170
M7416	112	MBF	169	MFFBR18	167	MIX59405B	35	MNS153	170
M7417	112	MBS22	22	MFFBR27	167	MIX59980	32	MP4	217
M7503	157	MBS22RB	22	MFFBR28	167	MIX59981	32	MP228	171
M7505	157	MC24R	80	MFFBR110	167	MIX59990	33	MP294	161
M7536	113	MC24RAA	80	MFFBR112	167	MIX61110	32	MP656	161
M7544	113	MC24RPBA	80	MFFBR210	167	MIX61111	32	MP657	161
M7603	157	MC24RRL	80	MFFBR212	167	MIX61112	32	MPT105D	45
M7636	113	MC24RTA	80	MGC599	217	MIX61113	33	MR1004	226
M7644	113	MC30	80	MGC599SW	217	MIX61114	33	MR1006	226
M7710	117	MC30AA	80	MGF241	82	MIX61115	33	MR10063	226
M11502	18	MC30PBA	80	MGF361	82	MIX62000	32	MRF94	177,213
M23017	94	MC30R	80	MGF481	82	MIX62001	32	MS225BRD	45
M23043	94	MC30RAA	80	MGF2415	82	MIX62002	32	MS245BRD	45
M23044	94	MC30RL	80	MGF2475	82	MIX62003	33	MSF9	177
MABLACK	119	MC30RPBA	80	MGF3615	82	MIX62004	33	MSH34	107
MABLACKF	119	MC30RRL	80	MGF3675	82	MIX62005	33	MSNP34	107
MABLUE	119	MC30RTA	80	MGF4815	82	MIX62006	34	MSNP78	107
MABLUEF	119	MC30TA	80	MGF4875	82	MIX62006B	34	MSP34	107
MACIR5	120	MC36R	80	MGN	169	MIX62011	33	MSP78	107
MACIR10	120	MC36RAA	80	MHAV4	105	MIX69000	32	MST16	28,239
MACIR15	120	MC36RPBA	80	MHAV25	105	MIX69002	32	MSW3	216
MACOBB	120	MC36RRL	80	MHF3	106	MIX69125	32	MT04	171
MACOBBF	120	MC36RTA	80	MHF4	106	MIX69204	32	MT05	171
MAGREEN	119	MC48	80	MHF25	106	MIX245007	33	MT06	171
MAGREENF	119	MC48AA	80	MHM3	105	MIX245881	35	MT07	171
MAH4	170	MC48PBA	80	MHMMP	169	ML338	25	MT72	171
MAH8	170	MC48R	80	MHNSA2	169	ML339	25	MTAPER	165
MAH8A	170	MC48RAA	80	MHNSA3	169	ML340	25	MTP52	11
MAH9	170	MC48RL	80	MHW2	106	ML341	25	MTSG52	11
MAH9A	170	MC48RPBA	80	MHW3	106	ML566	26	MTSG52SS	11
MAH32	170	MC48RRL	80	MHW4	106	ML567	26	MTSG62	11
MAH33	170	MC48RTA	80	MIC	252	ML569	26	MTSG82	11
MAH325	170	MC48TA	80	MICROCGRAY	138	ML570	26	MX1	42
MAH335	170	MCBNCR	166	MICROCWHT	138	ML571	26	MX1D	41
MAHEXT	167	MCFBEXT	168	MICROPOLY5	138	ML577	26	MX2	42
MAHEXTL	167	MCFBH	168	MIX771-40257	33	ML578	26	MX4	42
MAHR12	167	MCFH	167	MIX27070	32	ML579	26	MX20	42
MAHR13	167	MCMT24	166	MIX27071	33	ML581	26	MX54	42
MAHR22	167	MCMT36	166	MIX27254	32	ML582	26	MX55	42
MAHR23	167	MCMT42	166	MIX59000D	38	ML583	26	MX56	42
MAHR125	167	MCOBCR	166	MIX59015C	32	ML584	26	MX57	42
MAHR135	167	MCR	166	MIX59016A	33	ML585	26	MX57D	41
MAHR225	167	MCR2A	166	MIX59289	34	ML587	26	MX58	42
MAHR235	167	MCREXT	166,169	MIX59289B	34	ML588	26	MX60	42
MAPLELEAF	124	MCREXTL	166,169	MIX59292	34	ML589	26	MX61	42
MAPLFCLUS	124	MCRH	166,169	MIX59292B	34	ML590	26	MX62	42
MB36	77	MCT2	170	MIX59309AB	36	ML591	25	MX62D	41
MB36B	77	MCT4	170	MIX59312A	36	ML592	25	MX64	42
MB36R	77	MCT5	170	MIX59312AB	36	ML598	25	MX64D	41
MB36RB	77	MCT15	170	MIX59328	36	ML599	25	MX65	42
MB42	77	MCT16	170	MIX59328B	36	ML601	25	MX66	42
MB42R	77	MCT28	170	MIX59334	36	ML602	25	MX66D	41
MB42RB	77	MCT29	170	MIX59334B	36	ML603	25	MX67	42
MB45	77	MCT29A	170	MIX59353	37	ML604	25	MX68	42
MB45B	77	MCT42A	170	MIX59353B	37	ML605	25	MX73	42
MB45R	77	MCT54	170	MIX59358	37	ML606	25	MX75	42
MB45RB	77	MCT63	170	MIX59358B	37	ML607	25	MX76	42
MB48	77	MCT67	170	MIX59359	37	ML609	25	MX77	42
MB48B	77	MCT72	170	MIX59359B	37	ML610	25	MX81	42
MB48R	77	MCTA41	170	MIX59362	37	ML611	25	MX81D	41
MB48RB	77	MCTA107	170	MIX59362B	37	ML612	25	MX82	42
MB48RR	77	MCTR2	165	MIX59387	37	ML613	26	MX114	42
MB54	77	MCTRR1	165	MIX59387B	37	ML614	26	MX205	42
MB54B	77	MEBH	168	MIX59388	37	ML615	26	MX47011P	216
MB54R	77	MF54	212	MIX59388B	37	ML616	26	MX47014D	216
MB54RB	77	MF54R	69	MIX59389	37	ML617	26	MX47021	216
MB60	77	MFFB7	170	MIX59389B	37	ML618	26	MX47025	216
MB60B	77	MFFB7A	170	MIX59390	37	MM662	165	MXS1	42
MB60R	77	MFFB97	170	MIX59390B	37	MMP33	170	MXS1D	41
MB60RB	77	MFFB98	170	MIX59398	35	MMPR1	169	MXS1GS	43
MB72	77	MFFB910	170	MIX59398B	35	MNP09	107	MXS1GSD	43

Marshalltown Part Number Listing

PART NO.	PAGE NO.	PART NO.	PAGE NO.	PART NO.	PAGE NO.	PART NO.	PAGE NO.	PART NO.	PAGE NO.
MXS1SS	43	MXS64	42	MXS114D	41	NONSKID	138	OSGREEN	121
MXS1SSD	43	MXS64B	44	MXS145	42	NT669	209	OSGREENF	121
MXS2	42	MXS64BD	44	MXS145B	44	NT670	209	P1	193
MXS2D	41	MXS64BFR	45	MXS145BD	44	NT671	209	P1ST	193
MXS2GS	43	MXS64BRD	45	MXS145D	41	NT672	209	P2	193
MXS2SS	43	MXS64D	41	MXS145GD	43	NT673	209	P3	193
MXS2SSD	43	MXS64FR	45	MXS145GS	43	NT674	209	P4	193
MXS3	42	MXS64FRD	45	MXS165	42	NT675	209	P6	193
MXS3D	41	MXS64GS	43	MXS165B	44	NT676	209	P7	193
MXS3GS	43	MXS64GSD	43	MXS165BD	44	NT677	209	P8	193
MXS3GSD	43	MXS64RE	44	MXS165D	41	NT678	209	P9	193
MXS3SS	43	MXS64RED	44	MXS165GD	43	NT679	209	P10	193
MXS3SSD	43	MXS64SS	43	MXS165GS	43	NT680	209	P11	193
MXS4	42	MXS64SSD	43	MXS165SD	43	NT681	209	P12	193
MXS4D	41	MXS65	42	MXS205	42	NT682	209	P13	193
MXS4GS	43	MXS65D	41	MXS205B	44	NT683	209	P14	193
MXS4GSD	43	MXS66	42	MXS205BD	44	NT684	209	P15	193
MXS4SS	43	MXS66B	44	MXS205BR	45	NT685	209	P16	193
MXS4SSD	43	MXS66BD	44	MXS205D	41	NT686	209	P17	193
MXS7	42	MXS66BFR	45	MXS205FD	45	NT687	209	P18	193
MXS7D	41	MXS66BRD	45	MXS205FR	45	NT688	209	P20	193
MXS7GS	43	MXS66D	41	MXS205GD	43	NT689	209	P21	193
MXS7GSD	43	MXS66FR	45	MXS205GS	43	NT690	209	P22	193
MXS11SS	151	MXS66FRD	45	MXS205RD	44	NT691	209	P23-18ST	193
MXS11SSD	151	MXS66GS	43	MXS205RE	44	NT692	209	P23-24ST	193
MXS13	42	MXS66GSD	43	MXS205SS	43	NT693	209	P24ST	193
MXS13D	41	MXS66RE	44	MXS224B	44	NT694	209	P26	193
MXS13GS	43	MXS66RED	44	MXS224BD	44	NT695	209	P26B	193
MXS13GSD	43	MXS66SS	43	MXS224BR	45	NT696	209	P27	193
MXS13SS	43	MXS66SSD	43	MXS224FD	45	NT697	209	P28	193
MXS13SSD	43	MXS67	42	MXS224FR	45	NT698	209	P29	193
MXS20	42	MXS67D	41	MXS224RD	44	NT699	209	P30	193
MXS20B	44	MXS67GS	43	MXS224RE	44	NT745	209	P31	193
MXS20BD	44	MXS67GSD	43	MXS225	42	NT746	209	P32	193
MXS20BFR	45	MXS68	42	MXS225BR	45	NT747	209	P35	193
MXS20BRD	45	MXS68D	41	MXS225D	41	NT748	209	P37	193
MXS20D	41	MXS73	42	MXS225FD	45	NT793	209	P42	193
MXS20FR	45	MXS73D	41	MXS225FR	45	NT794	209	P44	193
MXS20FRD	45	MXS73GS	43	MXS225RD	44	NT803	209	P45	193
MXS20RE	44	MXS73GSD	43	MXS225RE	44	NT805	209	P46	193
MXS20RED	44	MXS73SS	43	MXS244B	44	NT811	209	P47-18ST	193
MXS22	42	MXS73SSD	43	MXS244BD	44	NT813	209	P47-24ST	193
MXS22BRD	45	MXS75	42	MXS244BR	45	NT815	209	P48	193
MXS24	42	MXS75BFR	45	MXS244FD	45	NT970	209	P49	193
MXS24BRD	45	MXS75BFRD	45	MXS244FR	45	NT971	209	P50L18ST	193
MXS24D	41	MXS75D	41	MXS244RD	44	NT972	209	P50L24ST	193
MXS25BRD	45	MXS75FR	45	MXS244RE	44	NT973	209	P50R18ST	193
MXS25SSD	43	MXS75FRD	45	MXS245	42	NT974	209	P50R24ST	193
MXS54	42	MXS76	42	MXS245B	44	NT975	209	P51-18	193
MXS54D	41	MXS76D	41	MXS245BD	44	NT976	209	P51-24	193
MXS55	42	MXS77	42	MXS245BR	45	NT980	210	P200	21
MXS55D	41	MXS77D	41	MXS245D	41	NT981	209	P200SG	20
MXS56	42	MXS81	42	MXS245FD	45	NT982	210	P212	21
MXS56B	44	MXS81B	44	MXS245FR	45	NT983	210	P300	21
MXS56BD	44	MXS81BD	44	MXS245RD	44	NT984	210	PABRK	122
MXS56D	41	MXS81BFR	45	MXS245RE	44	NT985	210	PABRKF	122
MXS57	42	MXS81BRD	45	MXS815	42	NT986	210	PABSC	121
MXS57B	44	MXS81D	41	MXS815B	44	NT991	210	PABSCF	121
MXS57BD	44	MXS81FR	45	MXS815BD	44	NT992	210	PAF377	179
MXS57D	41	MXS81FRD	45	MXS815D	41	NT993	210	PAHBRK	122
MXS58	42	MXS81GS	43	MXS815FR	45	NT994	210	PAHBRKF	122
MXS58D	41	MXS81GSD	43	MXS815FRD	45	NT995	210	PAN24-4CE	109
MXS60	42	MXS81RE	44	MXS815GD	43	NT996	210	PAN24-4CE-P	109
MXS60D	41	MXS81RED	44	MXS815GS	43	NT997	210	PAN36-4C	109
MXS61	42	MXS82	42	MXS875SS	151	NT998	210	PAN36-4CE	109
MXS61D	41	MXS82D	41	MXS875SSD	151	NT999	210	PAN36-4CE-P	109
MXS62	42	MXS91	42	NB201	246	OAKLEAF	124	PAN36-4C-P	109
MXS62B	44	MXS91AD	230	NB202	246	OAKLFCLUS	124	PAN36SC-4C	110
MXS62BD	44	MXS91D	41	NB203	246	OS751	159	PAN36SC-4CE	110
MXS62D	41	MXS91GS	43	NBRT18	122	OSBLACK	121	PAN36SC-4CE-P	110
MXS62GS	43	MXS91GSD	43	NBSC	121	OSBLACKF	121	PAN36SC-4C-P	110
MXS62GSD	43	MXS91SS	43	NBSCCOR	121	OSBLUE	121	PAN42-4C	109
MXS62SS	43	MXS91SSD	43	NBSCF	121	OSBLUEF	121	PAN42-4C-P	109
MXS62SSD	43	MXS114	42	NGPCS	220	OSCCOR	121	PAN42SC-4C	110

Marshalltown Part Number Listing

PART NO.	PAGE NO.	PART NO.	PAGE NO.	PART NO.	PAGE NO.	PART NO.	PAGE NO.	PART NO.	PAGE NO.
PAN42SC-4C-P	110	PK742S	158	PS112W2	198	RCTAN	137	RED700245	144
PAN44-4C	109	PK743F	158	PS112WRB	198	RDCHAR	137	RED700246	144
PAN44-4C-P	109	PK764SSD	155	PS212S2	198	RED804KR2	148	RED700247	144
PAN44-5C	109	PK860D	155	PS212S2RB	198	RED8011G113	240	RED700248	144
PAN44-5C-P	109	PK863D	155	PS212S4	198	RED8011G122	240	RED700249	144
PAN44SC-4C	110	PK865D	155	PS212S4RB	198	RED8011G123	240	RED700254	145
PAN44SC-4C-P	110	PK866D	155	PS212W2	198	RED700012	75	RED700255	145
PAN44SC-5C	110	PK876D	155	PS212WRB	198	RED700013	75	RED700256	145
PAN44SC-5C-P	110	PK877D	155	PS660	181	RED700014	75	RED700257	145
PAN46-4C	109	PK878D	155	PS660A	181	RED700026	143	RED700289	142
PAN46-4C-P	109	PK888D	155	PSB48	76	RED700026C	142	RED700290	142
PAN46-5C	109	PL11C	194	PSB48FR	76	RED700027	143	RED700291	142
PAN46-5C-P	109	PL589	172	PSH753	181	RED700027C	142	RED700292	142
PAN46SC-4C	110	PL589-5	172	PSH753L	181	RED700028	143	RED700293	142
PAN46SC-4C-P	110	PLBLACKLG	131	PSP10	48	RED700028C	142	RED700294	142
PAN46SC-5C	110	PLBLACKSM	131	PSP10SD	48	RED700029	143	RED700344	83
PAN46SC-5C-P	110	PLBLUESGL	131	PSP12	48	RED700029C	142	RED700344M	83
PAN60-6C	109	PLBLUESM	131	PSP12SD	48	RED700030	143	RED700346	148
PAN60-6C-P	109	PLGREENLG	131	PSP14	48	RED700030C	142	RED700347	148
PAN60SC-6C	110	PLGREENSM	131	PSP14SD	48	RED700031	143	RED700372	146
PAN60SC-6C-P	110	PLREDLG	131	PSP81	48	RED700031C	142	RED700373	146
PAN62-5C	109	PLUG	21	PSP81SD	48	RED700064	75	RED700376	146
PAN62-5C-P	109	PLUGSG	20	PSP164	48	RED700065	75	RED700397	251
PAN62-6C	109	PM798	164	PSP164SD	48	RED700066	75	RED700448	96
PAN62-6C-P	109	PM6092R	110	PT76	171	RED700081	143	RED700505	91
PAN62SC-5C	110	PM6092W	110	PT144B	51	RED700081C	142	RED700506	223
PAN62SC-5C-P	110	PM6094R	110	PT144BR	51	RED700082C	142	RED700513	97
PAN62SC-6C	110	PM6094W	110	PT164B	51	RED700083	143	RED700514	97
PAN62SC-6C-P	110	PMAOAK	134	PT164BR	51	RED700083C	142	RED700515	97
PASCCOR	121	PMBRKR	134	PT185B	51	RED700084	143	RED700516	97
PB1GSD	39	PMCHAR	134	PT185BR	51	RED700084C	142	RED700518	223
PB4GSD	39	PMCORB	134	PT205B	51	RED700088	143	RED700519	223
PB7GSD	39	PMCSAGE	134	PT205BR	51	RED700089	143	RED700520	91
PB012	223	PMDCHAR	134	PT446	158	RED700090	143	RED700521	91
PB13GSD	39	PMDROSE	134	PT747	158	RED700091	143	RED700522	83
PB20D	39	PMGCLAY	134	PTP73	10	RED700092	143	RED700524	83
PB48	83	PMGGRAY	134	PTP525	10	RED700093	143	RED700524M	83
PB48L	83	PMHRED	134	PTSG525	10	RED700094	143	RED700546	144
PB56D	39	PMHWHEAT	134	PTT668	231	RED700094C	142	RED700547	144
PB57D	39	PMLANST	134	PVCRT4	104	RED700095C	142	RED700548	144
PB62D	39	PMMBROWN	134	PVCRT5	104	RED700096	143	RED700549	144
PB64D	39	PMMILLST	134	PVCRT7	104	RED700096C	142	RED700550	144
PB66D	39	PMPEWTER	134	PVCRT9	104	RED700097C	142	RED700551	144
PB72	83	PMSANDST	134	PVCRT10	104	RED700098	143	RED700561	91
PB72L	83	PMSBEIGE	134	PVCRT12	104	RED700099	143	RED700567	90
PB81D	39	PMSFBUFF	134	R79	227	RED700100	143	RED700658	76
PB96	83	PMSIENNA	134	R657	201	RED700101	143	RED700659	76
PB96L	83	PMSMGRAY	134	RABUFF	137	RED700102	143	RED700660	76
PB120L	83	PMSMOKE	134	RAKE16F	242	RED700103	143	RED700661	76
PB144	83	PMSSLATE	134	RB24	78	RED700104	143	RED700755	87
PB144L	83	PMSTAN	134	RB24R	78	RED700104C	142	RED700778	99
PB145D	39	PMTCOTTA	134	RB36	78	RED700105	143	RED700779	99
PB145GSD	39	PMT280	11	RB36R	78	RED700105C	142	RED700780	99
PB165D	39	PMXS1	48	RB42	78	RED700106C	142	RED700781	99
PB165GSD	39	PMXS1D	48	RB42R	78	RED700107C	142	RED700782	99
PB192	83	PNS14V	211	RB48	78	RED700108	143	RED700783	99
PB192L	83	PNS18V	211	RB48R	78	RED700109	143	RED700784	99
PB205D	39	PNS116S	211	RB192	22,117	RED700110	143	RED700786	99
PB815D	39	PNS316V	211	RB194	22,117	RED700111	143	RED700787	99
PBI	83	PNS332V	211	RB670	221	RED700112	143	RED700788	99
PBI72	83	PNT666	210	RB798	170	RED700113	143	RED700855	223
PBI96	83	PNT667	210	RB799	170	RED700152	90	RED700856	223
PBI120	83	PPACS	220	RB851	16	RED700153	90	RED700863	83
PBI144	83	PPT282	11	RB852	16	RED700156	90	RED700916	144
PC299	188	PR15	23	RB853	16	RED700157	90	RED700916S	144
PCS	220	PR75	23	RB854	16	RED700158	90	RED700928	90
PEBBLE18	124	PS1S2	198	RB6025	171	RED700200A	89	RED700983	142
PEBBLE24	124	PS1SRB	198	RB9041	218	RED700221	147	RED700984	142
PEBBLE36	124	PS1W1	198	RBONE	137	RED700227	71	RED700985	142
PEBBLE48	124	PS1WRB	198	RBRKR	137	RED700228	71	RED700986	142
PK440F	158	PS3S4	198	RCB63	103	RED700229	71	RED700987	142
PK441S	158	PS3S4RB	198	RCB63RH	103	RED700232	141	RED700989	142
PK740S	158	PS112S2	198	RCGGRAY	137	RED700232-84	141	RED700990	90
PK741F	158	PS112SRB	198	RCLEAR	137	RED700244	144	RED700993	145

Marshalltown Part Number Listing

PART NO.	PAGE NO.	PART NO.	PAGE NO.	PART NO.	PAGE NO.	PART NO.	PAGE NO.	PART NO.	PAGE NO.
RED700993R	145	RED701190	72	RED704977	140	RED804108	105	RR614	233
RED700994	145	RED701190K	72	RED704978	140	RED804109	105	RR814	233
RED700994R	145	RED7011437	96	RED704979	140	RED804129	105	RRF94C	178
RED700996	146	RED702032	142,143,144	RED704981	140	RED804136	141	RRF94F	178
RED701037	75	RED702033	142,143,144	RED704982	140	RED804137	141	RRF124F	178
RED701038	75	RED702034	142,143,144	RED704983	140	RED804139	105	RRFW94F	178
RED701039	75	RED702035	142,143,144	RED704984	140	RED804167	105	RRUSSET	137
RED701040	75	RED702036	142,143,144	RED704985	140	RED805503	106	RS52	193
RED701041	75	RED702037	142,143,144	RED704986	141	RED805504	106	RS64	193
RED701043	144	RED702366	141	RED704988	141	RED805703	106	RSLTGRY	137
RED701048	141	RED704041	147	RED704988W	141	RED805703FG	106	RSMOKE	137
RED701051	142	RED704123	146,147	RED704989	141	RED805706	105	RSTGRAY	137
RED701065	143	RED704124	147	RED704995	87	RED806012FG	241	RT693	17
RED701066	143	RED704126	147	RED704996	87	RED806013FG	241	RV569	188
RED701068	143	RED704127	147	RED704998	87	RED807009D	241	RW426	173
RED701069	143	RED704128	147	RED704999	87	RED8015101	240	RW426-5	173
RED701070	143	RED704130	147	RED705002	99	RED8043768	103	RWALNUT	137
RED701079	142	RED704133	146	RED705003	99	RED8043860	103	RWG5	227
RED701080	142	RED704138	148	RED705042	99	RED8043872	103	RWG6	227
RED701081	142	RED704139	148	RED705050	86	RED8043960	103	RWHEAT	137
RED701144	143,144	RED704152	146	RED705050W	86	REDK2	86	S112	21
RED701151	74	RED704204	75	RED705101	99	REDRR01SC	128	S200	21
RED701151K	74	RED704210	147	RED705102	99	REDRR02TS	128	S200SG	20
RED701152	74	RED704240	144	RED705109	99	REDRR03DS	128	SA45	193
RED701152K	74	RED704241	147	RED705110	99	REDRR04DC	128	SALTEX18	123
RED701153	74	RED704262	99	RED705111	99	REDRR100	126,127	SALTEX48	123
RED701153K	74	RED704335	91	RED714193	146	REDRR100W	127	SASLFCCLUS	124
RED701154	74	RED704405	85	RED714195	145	REDRR105	126,127	SB561	215
RED701154K	74	RED704406	85	RED714196	145	REDRR110	127	SBT49	22
RED701155	74	RED704408	85	RED714197	141	REDRR115	127	SC3HH	157
RED701155K	74	RED704432	88	RED750114	96	REDRR120	126	SC68	218
RED701156	74	RED704531	99	RED790175	99	REDRR125	126	SC68RB	218
RED701156K	74	RED704532	75	RED790276	83	REDRR130	126	SC412	198,221
RED701157	74	RED704559	103	RED790324	99	REDRR135	126	SC418	198,221
RED701157K	74	RED704560	103	RED790325	99	REDRR140	126	SC448	198,221
RED701158	74	RED704661	83	RED790326	99	REDRR145	126	SC929	192
RED701158K	74	RED704842	90	RED801001	240	REDRR150	126	SCBLADE	198,221
RED701159	74	RED704857	103	RED801004	240	REDRR155	126	SCPK114	157
RED701159K	74	RED704858	103	RED801008	240	REDRR160	127	SCPK114HH	157
RED701160	74	RED704870	243	RED801009	240	REDRR160RS	127	SD6SG	237
RED701160K	74	RED704873	99	RED801011	240	REDRR165	126	SD6SGDP	237
RED701161	74	RED704874	99	RED801114	240	REDRR170	127	SDGISP36	249
RED701161K	74	RED704875	99	RED801300	241	REDRR194	128	SDR19SG	237
RED701162	74	RED704876	99	RED801400	241	REDRR195	128	SE41G	138
RED701162K	74	RED704911	243	RED801500	241	REDRR196	128	SE5G	138
RED701163	74	RED704916	145	RED801600	241	REDRR197	128	SEALER	137
RED701163K	74	RED704926	144	RED802060A	242	REDRR199	128	SENBKRT	75
RED701164	74	RED704927	144	RED802060FG	242	REDRR300TX	127	SEPACK1	75
RED701164K	74	RED704928	144	RED802254A	243	REDRR301TX	127	SF93RP	213
RED701165	74	RED704932	144	RED802404	241	REDRR302TX	127	SF94RP	213
RED701165K	74	RED704933	144	RED802504	241	REDRR565	127	SG189	249
RED701166	74	RED704934	144	RED802505	241	REDRR566	127	SG195	249
RED701166K	74	RED704935	145	RED802506	241	REDRR567	127	SG196	249
RED701167	74	RED704936	145	RED802507	241	REDRR569	127	SG197	249
RED701167K	74	RED704937	145	RED802900	147	REDRRX1SC	128	SG213	249
RED701168	74	RED704938	145	RED802910P	223,242	REDRRX2TS	128	SG355	249
RED701168K	74	RED704939	145	RED802911A	223,242	REDRRX3DS	128	SG13072	66
RED701169	74	RED704940	145	RED802912	223,242	REDRRX4DC	128	SG13073	66
RED701169K	74	RED704942	146	RED802920	242	RFRCRM	137	SG14088	66
RED701170	72	RED704942-01	146	RED802921	147	RGRPLUM	137	SG14090	66
RED701172	72	RED704943	146	RED803006FG	105	RI335	160	SG14091	66
RED701172K	72	RED704953	145	RED803008FG	105	RISERSTN	125	SG14916	220
RED701173	72	RED704954	145	RED803012FG	105	RK299	191	SGC	249
RED701173K	72	RED704955	145	RED803016FG	105	RK696	191	SGCE	249
RED701174	72	RED704956	145	RED803020FG	105	RKP230	101	SGDS32	173
RED701174K	72	RED704959	146	RED803321F	243	RL6	85	SK867D	155
RED701175	72	RED704964	146	RED803321FG	243	RL6C	85	SK879D	155
RED701175K	72	RED704965	146	RED803421F	243	RL801	172	SK880D	155
RED701182	72	RED704966	146	RED803421FG	243	RM435	176	SK880SSD	155
RED701182K	72	RED704969	146	RED803521F	243	RM771	164	SK881D	155
RED701183	72	RED704973	140	RED803521FG	243	RM772	164	SK882D	155
RED701183K	72	RED704974	140	RED804042	106	RM773	164	SK882SSD	155
RED701184	72	RED704975	140	RED804043	106	RR214	233	SK890D	155
RED701184K	72	RED704976	140	RED804092	105	RR414	233	SL1	14

Marshalltown Part Number Listing

PART NO.	PAGE NO.	PART NO.	PAGE NO.	PART NO.	PAGE NO.	PART NO.	PAGE NO.	PART NO.	PAGE NO.
SL12	14	SP22BR8	48	SPK112HH	157	TC472	199	US9041	218
SL14	14	SP22D	50	SPRAYOVERLAYF	134	TD9044	225	VCT12	217
SL34	14	SP24	50	SR668	16	TEK290	199	VCT18	217
SL38	14	SP24BR8	48	SS20	189	TETRA	120	VERCOBB	120
SL58	14	SP24D	50	SS20G	189	TETRAF	120	VERCOBBF	120
SL78	14	SP81BR5	48	SS20RK	191	TG640D	62	VS733	179
SL316	14	SP81BR6	48	SSBAMBER	129	TG642D	62	VS792	179
SLATE6	119	SP81BR8	48	sscorlth	129	TG644D	62	W92	227
SLATE6F	119	SP81BR10	48	sscsea	129	TG646D	62	WAP120	89
SLATE12	119	SP81BSER10	48	SSF93	213	TGS1	214	WAP130	89
SLATE12F	119	SP83	50	SSKONA	129	TGS2	214	WAPHDL	89
SLRCLEAR	137	SP83BR3	48	sstannin	129	TGSL	214	WB61	193
SLW66	26	SP83SD	50	ssverdig	129	THS7	222,197	WB700	194
SLW66FO	26	SP83SSR3	49	SSWBRNZ	129	THS7B	222,197	WCB48	78
SLW66FY	26	SP104BR3	48	ST12	21	THS10B	222,197	WCB48R	78
SMH3	19	SP123B	50	ST14	46	TILEFILE	218	WCG093D	62
SMH4	19	SP123BD	50	ST14D	46	TILESCRN	218	WCG093W	62
SMH6	19	SP124BSE8	48	ST16	46	TL	214	WCT6	19
SP10	50	SP143B	50	ST16D	46	TLW	214	WCT8	19
SP10B	50	SP143BD	50	ST18	193	TN724	217	WEWBLACK	131
SP10BD	50	SP143P	49	ST24	193	TN725	217	WEWBLUE	131
SP10BR3	48	SP143PD	49	ST34	21	TOPBLD12	217	WEWGREEN	131
SP10GS	51	SP143PR6	49	ST34SG	20	TOPBLD18	217	WEWTOOLBLACK	131
SP10GSD	51	SP143SS	51	ST35	219	TOTE	75	WEWTOOLBLUE	131
SP10P	49	SP143SSD	51	ST78	21	TOTE30	187,245	WEWTOOLGREEN	131
SP10PD	49	SP163B	50	ST78SG	20	TP159	89	WF569D	69
SP10PR3	49	SP163BD	50	STAMP OVERLAY	132	TP159-5	89	WF943	70
SP10SD	50	SP163P	49	STAPLES12	220	TP159H	89	WF944	70
SP10SS	51	SP163PD	49	STAPLES14	220	TP159H-5	89	WF946	70
SP10SSD	51	SP163PR8	49	STAPLES38	220	TP648	89	WF947	70
SP10SSR3	49	SP163SS	51	STAPLES516	220	TP648-5	89	WF948	70
SP12	50	SP163SSD	51	STAPLES916	220	TP648H	89	WFS45	198
SP12B	50	SP164	50	STP14	107	TP648H-5	89	WFS49	198
SP12BD	50	SP164B	50	SV459	96	TP721	217	WFS448	198
SP12BR3	48	SP164BD	50	SW3	22	TPSG38	14	WH60	181
SP12GS	51	SP164BR3	48	SW4	22	TPSG655	14	WP12T	122
SP12GSD	51	SP164BR6	48	SW6	22	TS2S	93	WP16	122
SP12P	49	SP164GS	51	SW8	22	TS5S	93	WP16F	122
SP12PD	49	SP164GSD	51	SW12	22	TS10S	93	WP32	122
SP12PR5	49	SP164P	49	SW100H	92	TS25S	93	WP32F	122
SP12S	50	SP164PD	49	SW212	22	TS75S	93	WP48	122
SP12SD	50	SP164PR8	49	SW215	192	TS080	184	WP48F	122
SP12SDS	50	SP164SDS12	50	SW218	192	TS081	184	WP64	122
SP12SS	51	SP164SS	51	SW224	192	TS082	184	WP64F	122
SP12SSD	51	SP164SSD	51	SWSBLADE4	92	TS083	184	WP80	122
SP12SSR3	49	SP164SSR8	49	SWSBLADE6	92	TS084	184	WP80F	122
SP14	50	SP205	50	SWSBLADE8	92	TS685	224	WP96	122
SP14B	50	SP205B	50	SWSBLADE10	92	TS686	224	WP96F	122
SP14BD	50	SP205BD	50	SWSBLADE12	92	TS917	176	WP468	214
SP14BR3	48	SP205BR12	48	SWSBLADE14	92	TSAABRKT	71	WPT6	245
SP14BR5	48	SP205SD	50	SWSBLADE16	92	TSBRKT	71	WPT7	245
SP14D	50	SP205SSR12	49	SWSBLADE16P2	92	TSDSH	71	WPT8	245
SP14GS	51	SP225	50	SWSBLADE45	92	TSDSK	71	WPT9	245
SP14GSD	51	SP225B	50	T1MPRIMER	138	TSEHG	93	WPT10	245
SP14P	49	SP225BD	50	T1MSPRAYOLW	134	TSLPEK9	93	WPT11	245
SP14PD	49	SP225D	50	T1MSTAMPOLW	132	TSLPEK11	93	WPT12	245
SP14PR8	49	SP245	50	T34	101	TSMWG	93	WPT13	245
SP14S	50	SP245B	50	T48	101	TSP473	225	WS442F	158
SP14SD	50	SP245BD	50	T91	86	TSTSG74	215	WS443S	158
SP14SDS	50	SP245SSR16	49	T112	21	TSWBLACK	131	WX927	250
SP14SS	51	SP496F	183	T200	21	TSWBLUE	131	YP985M	98
SP14SSD	51	SP496M	183	T200SG	20	TSWGREEN	131		
SP14SSR5	49	SP815	50	T212	21	TSWTOOLBLACK	131		
SP16	50	SP815B	50	T212SG	20	TWB797	239		
SP16B	50	SP815BD	50	T300	21	TWG640	62		
SP16BD	50	SP815BR10	48	T300SG	20	TWG642	62		
SP16BR8	48	SP815SD	50	T455	101	TWG644	62		
SP16D	50	SP815SSR10	49	T456	101	TWG646	62		
SP16GS	51	SP907	192	T457	101	TWR19	104		
SP16GSD	51	SP1635BR8	48	T458	101	TWR26	104		
SP16SD	50	SP2245BR10	48	T459	101	TXL	214		
SP20BR8	48	SP2245BR14	48	T460	101	UB371	239,100		
SP20BSER12	48	SP2245SSR14	49	TBH3	19	US810	174		
SP22	50	SPK2	157	TBH4	19	US920	173		

Marshalltown EDI Number Listing

EDI NO.	PAGE NO.	EDI NO.	PAGE NO.	EDI NO.	PAGE NO.	EDI NO.	PAGE NO.	EDI NO.	PAGE NO.
10095	109	10214	7	10332	8	10423	63	10498	29
10096	109	10217	26	10334	8	10424	63	10516	28,174,239
10098	87	10218	26	10336	8	10425	63	10516	28,174,239
10099	87	10219	26	10338	189	10426	63	10522	14
10100	87	10221	26	10339	189	10427	63	10523	14
10101	87	10222	26	10340	191	10428	63	10527	73
10102	9	10223	26	10341	188	10429	63	10528	73
10103	87	10224	26	10342	102,148	10430	63	10529	73
10104	9	10225	26	10343	102,148	10431	63	10530	73
10105	7	10226	8	10344	172	10432	63	10531	73
10106	7	10228	8	10345	106	10433	63	10532	73
10108	7	10229	26	10347	106	10434	63	10533	73
10109	7	10230	8	10348	7	10435	63	10534	73
10110	7	10231	26	10349	14	10436	63	10535	73
10112	7	10232	8	10350	7	10437	63	10536	73
10113	87	10233	26	10351	14	10438	63	10537	73
10114	7	10234	8	10352	14	10439	63	10538	73
10116	7	10235	7	10353	14	10440	63	10539	73
10117	87	10236	8	10354	7	10441	65	10540	73
10118	7	10237	7	10355	14	10442	65	10541	73
10120	237	10238	26	10356	14	10443	65	10542	73
10121	8	10239	25	10357	14	10444	65	10543	73
10122	8	10240	25	10358	45	10445	65	10544	73
10123	8	10246	25	10361	14	10446	65	10545	73
10124	8	10247	25	10362	8	10447	65	10546	73
10125	8	10248	7	10363	8	10448	65	10547	73
10126	8	10250	7	10371	245	10449	65	10548	73
10128	8	10251	25	10372	239,100	10450	65	10549	73
10130	8	10252	25	10373	239,100	10451	65	10550	73
10132	8	10253	25	10374	239,100	10452	65	10551	73
10134	8	10254	7	10375	23	10453	102	10552	73
10136	8	10255	25	10375	23	10453	102	10553	73
10138	8	10256	25	10376	23	10457	172	10554	73
10139	237	10257	25	10376	23	10458	172	10555	73
10141	7	10258	25	10377	23	10459	96	10556	73
10142	7	10260	25	10377	23	10460	187	10557	73
10143	7	10261	25	10388	187,245	10462	250	10558	73
10144	237	10262	25	10400	187	10463	250	10559	73
10145	187	10263	25	10401	187	10464	250	10560	73
10146	187	10264	26	10401	187	10465	250	10561	73
10146	187	10265	26	10402	187	10466	250	10562	73
10147	145	10266	26	10402	187	10467	198,221	10563	73
10147	145	10267	26	10403	187	10468	198,221	10564	73
10147RB	145	10268	26	10403	187	10469	198,221	10565	73
10148	7	10269	26	10404	187	10470	198,221	10566	73
10149	145	10302	16	10404	187	10471	215	10567	73
10150	7	10303	16	10406	187	10472	199	10568	73
10152	7	10304	106	10406	187	10473	19	10569	73
10153	7	10306	7	10407	187	10474	19	10570	73
10154	7	10308	7	10407	187	10475	19	10571	73
10156	145	10310	7	10408	187	10476	19	10572	73
10156	145	10311	70	10408	187	10477	19	10573	73
10156RB	145	10312	7	10409	187	10479	21	10574	73
10157	145	10313	70	10409	187	10480	21	10575	73
10171	8	10314	7	10410	187	10481	21	10576	73
10173	8	10315	15	10410	187	10482	21	10577	73
10185	8	10316	15	10411	187	10483	183	10578	73
10186	8	10317	15	10411	187	10484	183	10579	73
10187	8	10318	15	10412	187	10485	183	10580	73
10188	8	10319	15	10412	187	10486	183	10581	73
10189	7	10320	15	10413	187	10487	183	10582	73
10190	7	10321	15	10413	187	10488	183	10583	73
10201	26	10322	15	10415	187	10489	183	10584	95
10202	26	10323	15	10415	187	10490	183	10584	95
10204	26	10324	15	10416	63	10491	183	10585	95
10205	26	10325	89	10417	63	10492	183	10585	95
10206	7	10326	8	10418	63	10493	183	10586	95
10207	26	10327	89	10419	63	10494	182	10586	95
10208	7	10328	8	10420	63	10495	182	10587	95
10210	7	10329	89	10421	63	10496	183	10587	95
10212	7	10330	8	10422	63	10497	183	10588	95

Marshalltown EDI Number Listing

EDI NO.	PAGE NO.	EDI NO.	PAGE NO.	EDI NO.	PAGE NO.	EDI NO.	PAGE NO.	EDI NO.	PAGE NO.
10588	95	10718	229	10855	197	10989	55	11148	20
10589	95	10719	229	10858	10	10997	170	11149	20
10589	95	10720	229	10859	10	10998	170	11150	20
10590	95	10721	229	10860	155	10999	170	11151	20
10590	95	10722	229	10861	155	11000	170	11152	20
10591	95	10723	229	10863	155	11001	170	11153	20
10591	95	10724	229	10865	155	11040	113	11154	20
10593	95	10725	229	10866	155	11041	113	11155	20
10593	95	10726	229	10867	155	11044	198	11156	20
10594	95	10727	229	10871	155	11045	198	11157	20
10594	95	10728	229	10872	155	11046	198	11158	20
10595	95	10729	229	10876	155	11047	198	11159	20
10595	95	10730	7	10877	155	11048	198	11160	20
10596	95	10731	7	10878	155	11049	198	11161	20
10596	95	10733	7	10879	155	11050	198	11162	20
10597	95	10735	7	10880	155	11051	198	11163	12,243
10597	95	10736	7	10881	155	11052	198	11165	24
10598	95	10737	7	10882	155	11053	198	11165	24
10598	95	10738	11	10883	155	11054	198	11166	24
10599	217	10739	11	10884	155	11055	198	11166	24
10636	24	10740	11	10885	155	11056	198	11167	24
10637	24	10741	14	10886	155	11057	198	11167	24
10638	24	10742	12	10888	155	11058	198	11169	83
10639	24	10743	10	10890	155	11059	198	11170	207
10640	62	10744	10	10896	155	11061	177	11171	207
10641	62	10745	10	10899	225,244	11074	25,238	11180	239
10642	62	10746	9	10917	108	11075	25,238	11181	239
10643	62	10748	12	10918	108	11076	25,238	11182	242
10644	62	10749	12	10919	108	11077	25,238	11189	249
10645	62	10750	13	10926	68	11078	238	11190	211
10646	62	10751	13	10927	68	11078	238	11192	211
10647	62	10752	9	10928	68	11091	226	11195	249
10648	80	10753	177,213	10929	55	11092	226	11196	249
10649	80	10754	178	10930	56	11093	226	11197	249
10650	80	10755	178	10931	56	11094	226	11198	11
10651	80	10756	178	10933	56	11095	226	11200	211
10652	80	10757	215	10934	56	11096	226	11201	211
10653	80	10758	215	10935	56	11097	226	11202	11
10654	80	10760	108	10936	56	11098	226	11203	12
10655	80	10764	155	10937	56	11099	179	11204	11
10656	80	10766	155	10938	56	11100	178	11205	11
10657	80	10768	155	10940	56	11101	46	11206	11
10658	80	10782	155	10941	56	11102	13	11207	11
10659	80	10797	239	10942	56	11103	47	11208	11
10660	80	10798	164	10943	56	11104	47	11209	11
10661	80	10799	16	10944	56	11107	109	11213	249
10662	80	10805	9	10945	56	11108	109	11217	47
10663	80	10809	18	10947	56	11109	109	11218	47
10664	88	10810	174	10948	56	11112	109	11219	47
10664	88	10819	24	10953	64	11113	10	11220	47
10665	96	10819	24	10954	55	11117	10	11221	47
10665	96	10821	10	10955	55	11118	10	11222	47
10666	210	10822	10	10956	55	11119	10	11223	47
10667	210	10823	9	10957	55	11121	12	11224	47
10668	231	10824	9	10958	55	11122	10	11225	47
10671	12	10838	25	10959	55	11123	12	11226	47
10673	12	10839	25	10960	55	11124	10	11227	47
10704	229	10840	25	10961	55	11125	10	11228	47
10705	229	10841	25	10962	55	11127	10	11271	110
10706	229	10844	245	10963	55	11128	10	11272	110
10707	229	10844	245	10964	55	11130	10	11273	110
10708	229	10845	18	10965	55	11131	10	11276	237
10709	229	10846	18	10966	55	11133	10	11277	237
10710	229	10847	245	10967	55	11139	109	11278	237
10711	229	10847	245	10968	55	11140	109	11279	237
10712	229	10850	16	10969	55	11142	20	11280	238
10713	229	10851	16	10970	55	11143	20	11281	238
10714	229	10852	16	10971	55	11144	20	11284	22
10715	229	10853	16	10972	55	11145	20	11285	22
10716	229	10854	16	10973	55	11146	20	11286	22
10717	229	10855	197	10974	55	11147	20	11287	22

Marshalltown EDI Number Listing

EDI NO.	PAGE NO.	EDI NO.	PAGE NO.	EDI NO.	PAGE NO.	EDI NO.	PAGE NO.	EDI NO.	PAGE NO.
11288	22	11687	193	12132	42	12229	45	12403	220
11289	22	11688	193	12133	41	12230	45	12421	194
11290	218	11689	193	12134	42	12231	45	12504	222,197
11291	218	11705	156	12135	41	12232	45	12506	222,197
11292	238	11706	156	12136	225,244	12233	45	12507	222,197
11293	238	11707	156	12137	225,244	12234	45	12508	107
11294	238	11709	156	12138	225,244	12235	45	12509	107
11303	14	11711	156	12139	46	12236	45	12513	107
11304	14	11712	156	12140	46	12237	45	12515	107
11305	14	11716	156	12141	230	12238	45	12517	107
11306	14	11717	156	12143	43	12239	45	12519	107
11307	14	11719	156	12144	43	12240	44	12527	220
11308	14	11735	27	12145	43	12241	44	12562	220
11309	14	11735	27	12146	43	12242	44	12611	151
11310	14	11750	51	12147	43	12243	44	12612	151
11311	14	11751	51	12148	43	12263	165	12613	151
11313	14	11752	51	12149	43	12264	166	12614	151
11315	14	11753	76	12150	43	12265	166,169	12615	151
11317	14	11754	76	12151	43	12266	166,169	12616	151
11319	14	11755	76	12152	46	12267	166,169	12617	151
11321	14	11790	64	12153	46	12268	167	12618	151
11323	14	11801	104	12159	39	12269	167	12619	151
11324	14	11805	104	12160	231	12270	167	12620	151
11430	237	11806	104	12161	231	12271	167	12622	151
11431	237	11808	104	12162	28	12272	167	12629	195
11432	154	11809	104	12165	149	12273	167	12630	195
11433	154	11810	104	12166	149	12274	167	12631	195
11434	154	11811	104	12167	149	12275	168	12632	195
11435	154	11812	104	12168	149	12276	168	12633	195
11436	154	11814	104	12169	149	12277	168	12634	195
11567	105	11816	104	12170	149	12278	168	12635	195
11568	105	11817	104	12171	149	12281	169	12636	195
11569	105	11818	104	12172	149	12283	169	12637	104
11570	105	11820	94	12173	149	12284	169	12637	104
11571	106	11821	94	12174	149	12285	167	12638	94
11572	106	11822	94	12175	149	12286	167	12639	94
11573	106	12012	223	12176	149	12287	167	12648	89
11574	105	12104	42	12177	149	12288	167	12649	89
11575	105	12105	41	12178	149	12289	167	12682	89
11576	105	12106	42	12179	150	12290	167	12683	89
11581	65	12107	191	12180	150	12291	167	12782	104
11582	65	12107	191	12181	150	12292	168	12783	104
11583	65	12108	191	12182	150	12293	168	12784	104
11584	65	12108	191	12183	150	12294	168	12785	104
11585	65	12110	42	12184	150	12295	168	12786	104
11586	65	12114	191	12187	212	12296	168	12787	104
11587	65	12114	191	12188	212	12297	168	12788	104
11588	65	12115	191	12194	47	12298	169	12789	104
11589	65	12115	191	12196	84	12299	169	12790	104
11590	65	12116	191	12196	84	12304	165	12791	104
11591	65	12116	191	12197	84	12305	165	12792	104
11592	65	12117	191	12197	84	12306	166	12793	104
11593	65	12117	191	12210	219	12307	167	12863	103
11594	65	12118	191	12211	219	12308	167	12939	103
11595	65	12118	191	12212	220	12309	167	12940	220
11596	65	12119	191	12213	219	12310	167	12941	220
11597	65	12119	191	12214	219	12311	167	12942	220
11598	65	12120	225	12215	220	12312	167	12943	220
11670	193	12120	225	12216	44	12313	167	12944	220
11671	193	12121	225	12217	44	12314	167	12947	220
11672	193	12121	225	12218	44	12315	169	12948	220
11673	193	12122	42	12219	44	12316	167	12949	220
11674	193	12123	41	12220	44	12317	167	12950	92
11675	193	12124	42	12221	44	12318	167	12951	92
11677	193	12125	41	12222	44	12319	167	12951	92
11681	193	12126	42	12223	44	12320	167	12952	92
11682	193	12127	30,222,197	12224	45	12321	167	12952	92
11683	193	12128	42	12225	45	12322	167	12984	29
11684	193	12129	30,222,197	12226	45	12323	167	12985	28
11685	193	12130	42	12227	45	12324	167	12985	28
11686	193	12131	41	12228	45	12335	169	12986	28,239

Marshalltown EDI Number Listing

EDI NO.	PAGE NO.	EDI NO.	PAGE NO.	EDI NO.	PAGE NO.	EDI NO.	PAGE NO.	EDI NO.	PAGE NO.
12987	28,239	13125	50	13226	42	13309	92	13413	39
12988	78	13126	50	13227	41	13309	92	13414	44
12989	78	13127	51	13228	42	13310	92	13415	44
12990	78	13128	50	13229	41	13312	92	13416	44
12991	78	13129	51	13230	39	13312	92	13417	44
12992	78	13130	50	13231	19	13313	92	13418	44
12993	78	13131	50	13232	42	13313	92	13419	44
12994	78	13132	50	13233	41	13314	92	13420	44
12995	78	13133	51	13234	42	13314	92	13421	44
12996	78	13134	49	13235	41	13315	92	13422	43
12997	78	13135	50	13236	39	13315	92	13423	43
12998	78	13136	49	13237	19	13316	92	13424	43
12999	78	13137	50	13238	44	13316	92	13425	43
13000	77	13138	50	13239	44	13317	92	13426	43
13001	80	13139	46	13240	44	13317	92	13435	245
13002	80	13140	46	13241	44	13318	92	13436	39
13003	80	13141	49	13242	19	13318	92	13437	245
13004	80	13142	79	13243	19	13319	92	13438	39
13005	79	13143	49	13244	42	13319	92	13439	39
13006	88	13144	49	13245	41	13320	92	13440	44
13007	88	13145	49	13246	42	13320	92	13441	44
13008	88	13146	49	13247	39	13321	92	13442	44
13071	66	13147	49	13248	42	13321	92	13443	44
13071	66	13148	49	13249	41	13322	92	13444	43
13072	66	13149	51	13250	42	13322	92	13445	43
13072	66	13150	51	13251	41	13323	92	13446	43
13073	66	13151	51	13252	39	13323	92	13447	43
13073	66	13152	51	13253	19	13324	92	13448	43
13074	66	13153	49	13254	19	13324	92	13449	43
13074	66	13154	49	13255	19	13325	92	13450	43
13075	66	13155	51	13256	19	13325	92	13451	43
13075	66	13156	49	13257	19	13330	92	13452	43
13076	66	13157	49	13258	19	13330	92	13453	50
13076	66	13158	49	13259	19	13331	92	13454	50
13080	184	13159	49	13260	19	13331	92	13455	50
13081	184	13160	49	13261	92	13332	92	13456	50
13082	184	13161	49	13262	42	13332	92	13457	51
13083	184	13162	49	13263	41	13333	92	13458	41
13084	184	13163	48	13265	39	13333	92	13459	41
13085	184	13164	50	13266	42	13334	92	13460	43
13086	184	13166	50	13267	41	13334	92	13461	43
13087	184	13167	50	13268	42	13335	92	13462	43
13088	184	13168	50	13269	41	13335	92	13463	39
13100	63	13169	50	13270	42	13336	92	13464	43
13100	63	13174	50	13271	39	13371	138	13465	43
13101	63	13175	50	13272	42	13372	138	13466	245
13101	63	13176	50	13273	41	13373	138	13467	245
13102	63	13194	42	13274	42	13374	138	13468	245
13102	63	13195	42	13275	39	13377	179	13469	245
13103	49	13196	42	13276	42	13379	220	13472	171
13104	46	13197	41	13277	41	13381	79	13476	171
13105	46	13198	42	13278	42	13383	79	13478	160,161
13106	46	13199	41	13279	41	13384	79	13479	160,161
13107	49	13200	42	13280	39	13385	79	13480	175
13108	49	13201	41	13281	92	13386	79	13481	175
13109	50	13203	39	13282	41	13387	79	13482	160
13110	50	13204	42	13283	92	13389	79	13485	62
13111	50	13205	41	13284	92	13395	43	13486	62
13112	50	13206	42	13285	44	13396	43	13487	62
13113	50	13207	41	13286	44	13397	79	13488	62
13114	50	13208	42	13287	92	13398	43	13489	62
13115	51	13209	41	13288	44	13399	43	13490	62
13116	50	13210	39	13289	44	13401	43	13491	62
13117	50	13211	44	13290	92	13402	43	13492	62
13118	50	13212	44	13291	92	13403	43	13493	62
13119	50	13220	19	13292	44	13404	43	13494	62
13120	50	13221	39	13293	44	13405	43	13495	62
13121	50	13222	42	13296	47	13406	43	13496	62
13122	51	13223	41	13300	47	13408	43	13497	62
13123	51	13224	42	13308	92	13409	43	13498	62
13124	51	13225	41	13308	92	13410	43	13499	62

Marshalltown EDI Number Listing

EDI NO.	PAGE NO.	EDI NO.	PAGE NO.	EDI NO.	PAGE NO.	EDI NO.	PAGE NO.	EDI NO.	PAGE NO.
13500	62	13571	81	13650	208	13741	96	13816	13,162
13501	62	13572	81	13652	208	13741	96	13817	46
13502	62	13573	81	13654	208	13742	67	13818	46
13503	62	13574	81	13656	208	13743	96	13819	46
13504	62	13575	81	13658	208	13743	96	13821	13,162
13505	62	13576	81	13660	208	13744	96	13822	69
13506	62	13577	48	13662	208	13744	96	13824	54
13507	62	13578	48	13664	208	13745	96	13825	13,162
13508	62	13579	48	13666	208	13745	96	13826	13,162
13509	81	13580	48	13668	208	13746	96	13833	13,162
13510	44	13581	48	13670	208	13746	96	13835	13,162
13511	44	13582	48	13672	208	13748	88	13836	64
13512	44	13583	48	13674	208	13749	87	13837	46
13513	44	13584	48	13676	208	13750	78	13838	150
13514	44	13585	48	13678	208	13751	59	13850	13,162
13515	44	13586	48	13680	208	13752	59	13851	13,162
13516	44	13587	48	13682	208	13753	59	13853	13,162
13517	44	13588	48	13684	208	13754	59	13857	249
13518	81	13589	48	13686	208	13755	59	13859	249
13519	81	13590	48	13688	208	13756	59	13860	78
13520	45	13591	48	13690	208	13757	59	13862	77
13521	45	13592	48	13692	208	13758	59	13863	78
13522	45	13593	48	13694	208	13759	59	13864	77
13523	45	13594	48	13697	23	13760	59	13865	77
13524	45	13595	48	13698	23	13761	59	13866	77
13525	45	13596	48	13699	23	13762	59	13869	87
13526	45	13597	48	13700	194	13763	59	13869	87
13527	45	13598	48	13701	194	13764	59	13870	82
13528	45	13599	48	13702	144	13765	59	13871	82
13529	45	13600	57	13702	144	13766	59	13872	77
13530	45	13601	57	13703	144	13767	59	13873	77
13531	45	13602	57	13703	144	13768	59	13874	77
13532	45	13603	57	13704	144	13769	59	13875	77
13533	45	13604	57	13704	144	13770	59	13876	78
13534	45	13605	57	13706	144	13771	59	13877	91
13535	45	13606	57	13706	144	13772	59	13880	54
13536	45	13607	57	13708	144	13773	59	13881	61
13537	45	13608	57	13708	144	13774	59	13882	54
13538	45	13609	57	13709	144	13775	59	13883	61
13539	45	13610	57	13709	144	13776	59	13884	54
13540	81	13611	57	13710	144	13777	59	13885	61
13541	81	13612	57	13710	144	13779	79	13886	54
13542	81	13613	57	13712	144	13781	79	13887	58
13543	81	13614	57	13712	144	13782	80	13888	54
13544	81	13615	57	13715	144	13783	80	13889	42
13545	81	13616	57	13715	144	13784	80	13890	54
13546	81	13617	57	13717	100	13785	80	13891	42
13547	81	13618	57	13717	100	13786	80	13892	54
13548	81	13619	57	13718	100	13787	80	13893	41
13549	81	13620	57	13718	100	13788	80	13894	54
13550	81	13621	57	13719	165	13789	80	13895	41
13551	81	13622	57	13719	165	13790	80	13896	54
13552	81	13623	57	13720	165	13791	80	13897	44
13553	81	13624	57	13720	165	13792	179	13898	54
13554	81	13625	57	13724	79	13793	76	13899	44
13555	81	13626	57	13725	185	13794	76	13900	54
13556	81	13627	57	13725	185	13795	76	13901	43
13557	81	13628	57	13726	185	13796	76	13902	54
13558	81	13629	57	13726	185	13797	76	13903	43
13559	81	13630	79	13727	185	13799	47	13904	54
13560	81	13631	57	13727	185	13801	46	13905	43
13561	81	13632	57	13730	79	13802	46	13906	54
13562	81	13633	62	13731	227	13803	46	13907	43
13563	81	13634	62	13732	173	13804	46	13908	54
13564	81	13636	208	13733	179	13805	150	13909	50
13565	81	13638	208	13735	91	13806	150	13910	54
13566	81	13640	208	13736	79	13807	150	13911	50
13567	81	13642	208	13737	91	13808	13,162	13912	54
13568	81	13644	208	13738	91	13809	13,162	13913	50
13569	81	13646	208	13739	90	13814	13,162	13914	54
13570	81	13648	208	13740	67	13815	13,162	13915	50

Marshalltown EDI Number Listing

EDI NO.	PAGE NO.	EDI NO.	PAGE NO.	EDI NO.	PAGE NO.	EDI NO.	PAGE NO.	EDI NO.	PAGE NO.
13916	54	13992	82	14090	66	14167	89	14239	68
13917	50	13993	82	14091	66	14168	53	14240	61
13918	54	13994	82	14091	66	14169	246	14241	69
13919	50	13995	82	14092	66	14170	52	14242	61
13920	54	13996	82	14092	66	14171	104	14244	68
13921	51	13997	82	14093	66	14171	104	14245	69
13922	54	13998	235	14093	66	14172	52	14246	23
13923	51	13999	82	14094	66	14174	53	14246	23
13924	54	14000	112	14094	66	14176	53	14247	46
13925	50	14001	112	14095	66	14178	176	14248	46
13926	54	14002	52	14095	66	14179	68	14249	46
13927	50	14003	112	14096	66	14180	53	14250	46
13928	54	14004	112	14096	66	14181	68	14251	85
13929	50	14005	112	14097	66	14182	53	14252	86
13930	54	14006	112	14098	66	14183	68	14253	86
13931	50	14007	112	14099	66	14184	53	14255	84
13932	54	14008	112	14100	64	14185	68	14256	84
13933	50	14010	194	14101	56	14186	52	14257	84
13934	54	14012	56	14102	64	14187	68	14258	83
13936	54	14013	97	14103	63	14188	52	14259	83
13937	45	14014	97	14104	63	14189	68	14260	59
13938	54	14015	97	14105	63	14190	53	14261	61
13939	45	14016	97	14106	63	14191	68	14262	59
13940	54	14017	97	14107	63	14192	53	14263	61
13941	50	14018	97	14108	64	14193	68	14264	59
13942	54	14019	97	14109	63	14194	69	14265	61
13943	50	14028	77	14110	63	14195	68	14266	59
13944	54	14029	77	14111	63	14196	69	14267	61
13946	54	14030	77	14112	58	14197	69	14268	60
13947	46	14031	77	14113	64	14198	69	14269	60
13948	54	14032	77	14114	58	14199	69	14270	59
13950	54	14033	77	14116	58	14200	54	14272	59
13951	56	14035	77	14118	58	14201	69	14274	59
13952	56	14036	214	14119	58	14202	54	14276	59
13953	56	14036	214	14120	58	14203	69	14278	23
13954	56	14037	214	14121	58	14204	54	14278	23
13955	56	14037	214	14129	58	14205	69	14279	23
13956	56	14038	63	14130	58	14206	54	14279	23
13957	56	14039	63	14131	58	14207	69	14280	61
13958	56	14040	63	14132	58	14208	69	14281	23
13960	56	14041	63	14133	58	14209	69	14281	23
13961	56	14042	63	14134	58	14210	61	14282	62
13962	56	14043	63	14135	58	14211	68	14283	61
13963	54	14044	63	14136	58	14212	61	14284	52
13964	56	14045	63	14137	58	14213	68	14285	190
13965	54	14046	63	14139	58	14214	61	14285	190
13966	56	14047	66	14140	58	14215	68	14286	52
13967	54	14047	66	14141	66	14216	61	14288	52
13968	56	14048	66	14141	66	14217	67	14289	51,243
13969	54	14048	66	14143	59	14218	61	14289	51,243
13970	56	14049	66	14144	59	14219	250	14290	52
13971	54	14049	66	14145	59	14219	250	14292	52
13972	56	14055	66	14146	53	14220	61	14293	70
13973	54	14055	66	14148	66	14221	52	14294	52
13974	56	14076	245	14148	66	14222	52	14295	70
13975	54	14077	245	14149	53	14223	52	14296	52
13976	56	14078	245	14150	53	14224	52	14297	70
13977	82	14079	245	14151	66	14225	52	14298	70
13978	56	14080	245	14151	66	14226	52	14299	70
13979	82	14081	245	14153	66	14227	52	14307	70
13980	56	14082	66	14153	66	14228	52	14308	153
13981	82	14082	66	14154	52	14229	52	14310	153
13982	56	14084	245	14156	53	14230	61	14312	153
13983	82	14085	245	14159	89	14231	68	14314	153
13984	56	14086	245	14160	52	14232	61	14315	70
13986	56	14087	245	14161	52	14233	68	14319	195
13987	82	14088	66	14162	52	14234	68	14320	153
13988	82	14088	66	14163	89	14235	68	14321	152
13989	82	14089	66	14164	53	14236	68	14322	153
13990	82	14089	66	14165	89	14237	68	14323	152
13991	82	14090	66	14166	53	14238	68	14324	153

Marshalltown EDI Number Listing

EDI NO.	PAGE NO.	EDI NO.	PAGE NO.	EDI NO.	PAGE NO.	EDI NO.	PAGE NO.	EDI NO.	PAGE NO.
14325	152	14429	182	14528	70	14642	68	14745	103
14326	153	14429	182	14531	152	14643	68	14746	95
14327	152	14432	178,214	14534	152	14656	161	14747	103
14331	70	14433	91	14537	152	14657	161	14747	103
14333	70	14434	178,213	14541	159	14658	149,230	14748	95
14335	160	14435	178,213	14543	181	14659	13,163	14749	103
14336	160	14440	158	14544	181	14660	181	14749	103
14337	153	14441	158	14555	68	14661	164	14750	95
14338	153	14442	158	14556	175	14662	165	14751	103
14339	153	14443	158	14559	68	14663	149,230	14751	103
14341	153	14445	158	14560	158	14665	149,230	14752	95
14343	152	14446	158	14561	158	14680	181	14753	90
14345	153	14453	213	14562	158	14681	149,230	14754	95
14358	70	14454	212	14563	158	14682	149,230	14755	76
14359	152	14455	101	14564	158	14683	149,230	14758	152
14360	152	14456	101	14565	158	14684	76	14759	152
14361	152	14457	101	14566	158	14685	76	14760	152
14363	153	14458	101	14567	158	14687	76	14768	88
14364	153	14459	101	14569	69	14688	76	14769	88
14365	153	14460	101	14570	176	14694	149,230	14770	95
14366	153	14467	149,230	14571	164	14695	76	14770	95
14367	199	14468	149,230	14572	164	14696	78	14771	95
14368	199	14469	149,230	14573	164	14697	77	14771	95
14369	199	14470	149,230	14574	164	14698	76	14772	95
14374	70	14471	149,230	14577	190	14699	77	14772	95
14377	70	14472	149,230	14578	190	14700	77	14773	95
14378	70	14473	149,230	14582	190	14701	77	14773	95
14379	178,214	14474	149,230	14584	172	14702	77	14774	84
14381	173	14475	186	14585	190	14703	77	14775	95
14382	178,214	14476	186	14586	190	14704	77	14775	95
14384	178,214	14477	186	14589	172	14705	78	14776	95
14385	154	14478	186	14590	172	14706	77	14776	95
14386	154	14479	53	14591	172	14707	76	14777	95
14387	154	14480	53	14592	152	14708	77	14777	95
14388	154	14481	53	14594	152	14709	78	14778	95
14389	173	14482	53	14596	152	14710	67	14778	95
14390	173	14483	53	14598	152	14712	67	14779	95
14391	17	14484	53	14601	152	14713	149,230	14779	95
14392	17	14485	53	14602	68	14714	67	14780	95
14393	17	14486	53	14603	69	14715	77	14780	95
14394	17	14487	53	14604	68	14717	68	14781	95
14395	186	14488	53	14605	68	14719	77	14781	95
14396	186	14489	53	14606	68	14720	77	14782	95
14397	186	14490	53	14607	68	14721	77	14782	95
14398	186	14491	53	14608	190	14722	101	14783	95
14400	13,162	14492	70	14609	68	14723	95	14783	95
14401	89	14493	70	14610	68	14724	95	14784	95
14402	179	14499	70	14611	68	14725	95	14784	95
14403	89	14500	70	14612	69	14726	89	14785	95
14404	177	14501	70	14613	68	14727	89	14785	95
14406	177	14502	69	14615	71	14728	76	14786	95
14408	213,177	14503	69	14616	69	14729	76	14786	95
14410	177	14504	69	14617	67	14730	103	14787	84
14411	177	14505	69	14618	67	14730	103	14788	95
14412	179	14506	70	14619	67	14731	104	14788	95
14413	177	14507	70	14622	68	14731	104	14789	95
14414	177	14508	53	14623	71	14732	102,148	14789	95
14415	177	14509	71	14624	68	14732	102,148	14790	95
14416	178,214	14510	71	14625	68	14733	95	14790	95
14417	178,214	14511	71	14626	71	14734	95	14791	95
14418	178,214	14512	70	14627	69	14735	95	14791	95
14419	179	14513	53	14628	68	14739	104	14792	95
14420	178,214	14514	70	14629	164	14739	104	14792	95
14421	212	14515	68	14634	68	14740	77	14793	95
14422	212	14516	70	14635	68	14741	77	14793	95
14423	212	14517	68	14636	68	14742	76	14794	95
14424	178,213	14518	70	14637	68	14743	103	14794	95
14425	212	14519	68	14638	68	14743	103	14795	95
14426	181	14520	70	14639	68	14744	103	14795	95
14427	213	14526	70	14640	68	14744	103	14796	88
14428	180	14527	152	14641	68	14745	103	14797	88

Marshalltown EDI Number Listing

EDI NO.	PAGE NO.	EDI NO.	PAGE NO.	EDI NO.	PAGE NO.	EDI NO.	PAGE NO.	EDI NO.	PAGE NO.
14798	85	14863	96	14945	192	15073	157	15217	13,162
14799	86	14864	96	14946	219	15074	157	15218	13,162
14800	85	14864	96	14947	219	15075	157	15219	13,162
14801	85	14865	96	14948	85	15076	157	15220	13,162
14802	82	14865	96	14949	162	15077	157	15221	13,162
14804	82	14866	96	14956	102	15078	157	15222	13,163
14806	83	14866	96	14956	102	15079	157	15228	224
14807	83	14867	96	14957	110	15080	157	15228	224
14808	84	14867	96	14958	110	15081	157	15229	224
14810	84	14868	96	14959	110	15082	157	15229	224
14812	84	14868	96	14960	110	15083	157	15230	224
14813	69	14869	96	14961	72	15084	157	15230	224
14816	88	14869	96	14962	72	15087	156	15231	224
14817	88	14870	96	14963	72	15096	28	15231	224
14818	85	14870	96	14964	72	15096	28	15232	224
14819	85	14875	185	14969	72	15100	83	15232	224
14820	85	14875	185	14970	72	15101	83	15234	224
14821	85	14876	185	14971	72	15102	83	15234	224
14822	85	14876	185	14972	72	15103	83	15235	224
14826	88	14877	185	14973	72,73,74	15104	83	15235	224
14827	181	14877	185	14974	72,73,74	15137	60	15236	224
14828	89	14878	185	14975	72,73,74	15138	60	15236	224
14829	181	14878	185	14976	72	15139	60	15237	224
14830	84,182	14879	185	14977	72	15140	59	15237	224
14831	84,182	14879	185	14978	72	15141	60	15238	224
14832	84,182	14880	185	14979	72	15142	60	15238	224
14833	95	14880	185	14984	72	15143	59	15239	224
14833	95	14881	185	14985	72	15144	59	15239	224
14834	164	14881	185	14986	72	15145	60	15240	176
14835	82	14882	185	14987	72	15146	60	15241	176
14836	165	14882	185	14988	72	15147	60	15244	191
14837	82	14883	185	14989	72	15148	60	15245	217
14838	83	14883	185	14994	79	15149	60	15246	249
14839	83	14884	185	14995	79	15150	60	15247	212
14840	83	14884	185	14997	71	15151	60	15249	224
14841	88	14885	185	14998	24	15152	60	15249	224
14842	88	14885	185	14998	24	15153	60	15250	224
14843	83	14886	185	14999	23	15164	75	15250	224
14844	28,147	14886	185	15015	156	15167	75	15251	224
14845	83	14892	23	15016	156	15173	97	15251	224
14846	83	14892	23	15017	156	15174	97	15252	224
14847	83	14895	186	15019	156	15175	97	15252	224
14848	83	14896	186	15021	156	15176	97	15253	224
14849	83	14897	186	15022	156	15177	97	15253	224
14850	96	14898	186	15024	156	15178	97	15254	88
14850	96	14899	192	15026	156	15179	97	15254	88
14851	96	14900	192	15029	156	15181	21	15255	88
14851	96	14901	192	15030	156	15182	21	15255	88
14852	96	14902	192	15032	156	15183	21	15256	251
14852	96	14903	192	15033	156	15184	21	15256	251
14853	96	14904	192	15038	156	15185	20	15257	251
14853	96	14905	192	15039	156	15186	20	15257	251
14854	96	14906	192	15041	156	15187	20	15258	251
14854	96	14907	192	15042	156	15188	20	15258	251
14855	96	14908	25	15043	156	15189	20	15259	251
14855	96	14910	25	15046	156	15190	21	15259	251
14856	96	14911	25	15047	156	15191	21	15260	252
14856	96	14912	25	15048	156	15192	21	15260	252
14857	96	14913	25	15049	156	15193	21	15263	42
14857	96	14914	25	15050	156	15194	21	15264	42
14858	96	14915	25	15051	156	15200	13,162	15265	41
14858	96	14917	158	15052	156	15202	13,162	15266	42
14859	96	14918	163	15064	157	15203	13,162	15267	46
14859	96	14919	163	15065	157	15205	13,162	15268	46
14860	96	14920	109	15066	157	15207	13,162	15269	42
14860	96	14921	109	15067	157	15208	13,162	15270	42
14861	96	14922	109	15068	157	15209	13,162	15271	42
14861	96	14926	192	15069	157	15211	184	15272	41
14862	96	14929	192	15070	157	15212	13,162	15273	42
14862	96	14930	172	15071	157	15215	13,162	15274	42
14863	96	14931	181	15072	157	15216	13,162	15275	41

Marshalltown EDI Number Listing

EDI NO.	PAGE NO.	EDI NO.	PAGE NO.	EDI NO.	PAGE NO.	EDI NO.	PAGE NO.	EDI NO.	PAGE NO.
15276	42	15349	102	15493	216	15555	65	15694	209
15277	42	15349	102	15494	216	15556	15	15695	209
15278	42	15350	217	15495	227	15557	65	15696	209
15279	41	15356	218	15496	221	15557	65	15697	209
15280	42	15356	218	15496	221	15558	14	15698	209
15281	42	15357	218	15497	221	15559	65	15699	209
15282	42	15357	218	15497	221	15559	65	15701	184
15283	41	15358	218	15502	16	15560	14	15702	207
15284	42	15358	218	15503	221	15561	215	15704	207
15285	42	15375	216	15503	221	15562	14	15705	207
15286	42	15379	216	15504	221	15564	14	15706	207
15287	41	15380	221	15504	221	15566	14	15708	207
15288	42	15380	221	15505	221	15568	14	15709	207
15289	42	15381	221	15505	221	15569	216	15710	207
15290	41	15381	221	15506	221	15570	216	15711	207
15291	42	15382	221	15506	221	15571	216	15712	207
15292	42	15382	221	15507	221	15575	216	15713	207
15293	50	15383	221	15507	221	15576	216	15714	207
15294	50	15383	221	15508	221	15578	216	15716	207
15295	50	15384	222	15508	221	15579	216	15717	207
15296	50	15385	222	15509	221	15580	216	15720	207
15297	50	15386	222	15509	221	15581	216	15721	207
15298	50	15386	222	15510	221	15582	216	15722	207
15299	51	15388	222	15510	221	15584	216	15724	207
15300	51	15389	222	15511	82	15586	216	15725	207
15301	51	15389	222	15512	82	15587	216	15728	207
15302	51	15390	222	15513	82	15588	216	15729	207
15303	49	15390	222	15514	82	15592	216	15730	207
15304	49	15393	218	15515	216	15593	216	15731	207
15305	49	15393	218	15516	216	15596	216	15732	207
15306	49	15394	218	15517	216	15599	216	15733	207
15307	49	15394	218	15518	211	15600	216	15734	207
15308	49	15396	221	15519	211	15601	78	15735	207
15309	43	15396	221	15522	15	15604	216	15739	207
15310	43	15397	221	15523	15	15605	216	15740	184
15311	43	15397	221	15524	15	15606	216	15741	184
15312	43	15411	224	15525	15	15607	216	15742	183
15313	151	15422	238	15526	15	15624	78	15744	233
15314	151	15423	238	15528	15	15625	78	15745	233
15315	151	15424	239	15529	16	15626	78	15746	208
15316	151	15426	239	15530	16	15627	78	15747	208
15317	151	15430	225	15532	16	15628	78	15748	233
15318	151	15434	225	15533	50	15629	78	15749	233
15319	151	15438	227	15534	50	15648	78	15753	208
15320	151	15439	227	15536	23	15650	183	15754	185
15321	43	15440	227	15536	23	15668	16	15755	185
15322	43	15445	164	15537	23	15669	209	15756	185
15323	158	15449	217	15537	23	15670	209	15757	207
15324	159	15465	221	15538	84	15671	209	15758	185
15325	159	15465	221	15538	84	15672	209	15759	185
15326	159	15468	214	15539	84	15673	209	15760	185
15327	159	15469	214	15539	84	15674	209	15761	207
15329	43	15470	221	15544	18	15675	209	15762	185
15330	172	15473	225	15545	224	15676	209	15763	207
15331	43	15479	224	15545	224	15677	209	15764	185
15332	43	15479	224	15546	224	15678	209	15767	231
15333	43	15480	224	15546	224	15679	209	15768	231
15334	43	15480	224	15547	224	15680	209	15769	231
15335	43	15483	224	15547	224	15681	209	15770	207
15336	51	15483	224	15548	224	15682	209	15771	207
15337	51	15484	224	15548	224	15683	209	15772	229
15338	51	15484	224	15549	63	15684	209	15773	229
15339	51	15487	224	15549	63	15685	209	15774	229
15340	51	15487	224	15550	15	15686	209	15775	207,229
15341	51	15488	224	15551	65	15687	209	15776	207
15342	51	15488	224	15551	65	15688	209	15777	229
15343	51	15489	224	15552	15	15689	209	15778	229
15344	42	15489	224	15553	65	15690	209	15779	207,229
15345	41	15490	224	15553	65	15691	209	15780	207
15346	42	15490	224	15554	15	15692	209	15781	207
15347	41	15492	216	15555	65	15693	209	15782	207

Marshalltown EDI Number Listing

EDI NO.	PAGE NO.	EDI NO.	PAGE NO.	EDI NO.	PAGE NO.	EDI NO.	PAGE NO.	EDI NO.	PAGE NO.
15783	229	15901	30	16098	180	16220	211	16332	186
15784	229	15902	117	16099	180	16222	22	16333	175
15785	229	15903	202	16101	180	16223	22	16336	163
15786	231	15956	252	16102	158	16224	19	16338	176
15787	231	15980	252	16104	158	16226	19	16343	97
15788	231	15981	251	16105	158	16228	171	16344	186
15793	209	15982	251	16111	159	16229	191	16348	186
15794	209	15983	251	16114	161	16230	101	16354	186
15796	231	15984	252	16116	182	16232	101	16355	191
15798	231	15985	252	16118	176	16233	11	16356	190
15800	207	15986	252	16119	182	16234	211	16359	189,190
15802	207	15987	252	16120	173	16236	211	16369	188
15803	209	16007	227	16121	182	16238	211	16371	163
15804	207,229	16008	227	16122	15	16239	211	16372	164
15805	209	16016	252	16123	15	16240	211	16373	190
15806	207	16016	252	16124	12	16245	47	16374	191
15808	207	16017	252	16125	10	16247	89	16375	170
15810	211	16017	252	16126	9	16248	89	16376	170
15811	209	16019	104	16127	215	16249	89	16377	188
15812	211	16023	252	16128	173	16250	211	16378	188
15813	209	16023	252	16129	14	16251	211	16380	176
15814	211	16024	171	16130	14	16252	211	16383	235
15815	209	16025	171	16131	15	16253	47	16384	235
15816	211	16026	104	16132	26	16254	211	16385	177
15818	229	16031	9	16136	153	16255	211	16389	163
15820	207,229	16031	9	16137	153	16256	211	16390	161
15822	229	16034	188	16140	196	16257	211	16392	161
15824	208	16036	186	16140	196	16258	211	16393	161
15826	208	16037	186	16143	153	16259	211	16394	161
15828	208	16038	186	16144	153	16260	210	16395	160,161
15830	208	16039	186	16157	181	16261	210	16396	160,161
15836	208	16040	160	16158	180	16262	210	16397	160,161
15837	208	16041	160	16168	210	16263	210	16398	30,222,197
15838	208	16042	160	16171	210	16265	47	16399	30,222,197
15840	207	16043	160	16172	210	16266	212	16403	172
15842	207	16044	160	16173	210	16267	158	16404	171
15848	207	16046	138	16174	182	16268	158	16405	171
15850	207	16047	138	16175	210	16269	158	16406	171
15852	210	16048	138	16176	182	16270	158	16407	171
15853	210	16049	22	16177	210	16271	154	16410	226,244
15854	210	16050	153	16178	210	16272	154	16411	226,244
15855	209	16051	153	16179	210	16273	154	16411	226,244
15856	209	16052	153	16186	139	16274	210	16412	226,244
15857	209	16053	153	16191	86	16275	210	16416	99
15858	209	16054	153	16192	22,117	16280	11	16417	99
15859	209	16055	153	16193	16	16282	11	16419	99
15860	209	16060	26	16194	22,117	16286	211	16420	97
15861	209	16062	151	16195	10	16287	211	16422	101
15862	209	16063	151	16196	9	16290	199	16423	97
15863	210	16064	151	16197	11	16292	159	16424	97
15864	210	16065	151	16198	14	16294	161	16425	97
15865	210	16066	26	16200	11	16296	203	16426	173
15871	98	16067	26	16201	246	16298	203	16428	97
15875	208	16068	218	16202	246	16299	188	16429	177
15877	208	16069	218	16203	246	16301	184	16431	246
15879	208	16070	238	16204	30	16302	184	16433	177
15881	208	16071	238	16205	117	16303	184	16435	176
15883	208	16072	238	16206	203	16307	188	16438	141
15885	208	16074	238	16207	82	16308	188	16439	141
15887	208	16075	238	16208	82	16309	188	16440	22,117,221
15889	208	16076	238	16209	82	16315	193	16441	22,117,221
15891	208	16077	238	16210	82	16316	193	16442	98
15892	210	16078	252	16211	82	16317	193	16443	98
15893	210	16078	252	16212	82	16318	193	16450	226,244
15894	210	16079	195	16213	82	16320	180	16451	101
15895	210	16079	195	16214	82	16322	173	16452	173
15896	210	16090	233	16215	82	16324	173	16453	30,222,197
15897	210	16091	233	16216	81	16327	175	16454	30,222,197
15898	210	16092	233	16217	81	16328	175	16455	101
15899	210	16093	233	16218	81	16330	175	16457	170
15900	210	16097	180	16219	81	16331	171	16458	170

Marshalltown EDI Number Listing

EDI NO.	PAGE NO.	EDI NO.	PAGE NO.	EDI NO.	PAGE NO.	EDI NO.	PAGE NO.	EDI NO.	PAGE NO.
16459	101	16536	23	16626	98	16817	70	16863	165
16460	214	16537	22,221	16627	98	16817	70	16865	177
16461	214	16537	22,221	16628	175	16818	70	16866	177
16462	214	16541	20	16629	98	16818	70	16867	90
16463	214	16543	20	16630	98	16819	70	16868	90
16465	214	16544	21	16631	98	16819	70	16869	90
16466	214	16545	22,221	16634	190	16821	71	16870	90
16467	183	16545	22,221	16645	28	16823	71	16871	90
16468	183	16547	22,221	16646	28	16824	71	16872	45
16470	193	16547	22,221	16647	28	16825	71	16873	45
16471	193	16548	17	16648	28	16826	48	16874	45
16472	193	16549	17	16649	200	16827	48	16875	45
16475	193	16554	24,238	16650	27	16828	48	16876	77
16476	193	16554	24,238	16650	27	16829	48	16877	77
16477	193	16555	28,234	16651	243	16830	48	16878	77
16478	193	16556	28,234	16654	243	16831	48	16879	77
16479	193	16559	18	16657	201	16832	48	16880	77
16480	193	16560	18	16658	193	16833	48	16883	77
16481	193	16561	17	16659	193	16834	48	16884	77
16482	193	16562	17	16661	18	16835	48	16885	77
16485	193	16563	17	16666	18	16836	48	16886	77
16486	193	16564	17	16668	18	16837	48	16887	77
16487	193	16567	17	16669	18	16838	100	16888	77
16488	193	16568	17	16673	18	16838	100	16889	77
16489	193	16569	188	16674	18	16838RB	100	16890	77
16490	193	16570	26	16676	193	16839	100	16891	77
16491	64	16571	26	16678	193	16839	100	16892	77
16492	56	16572	25	16680	193	16839RB	100	16893	77
16493	175	16573	25	16682	193	16840	100	16894	77
16493	175	16574	25	16684	193	16840	100	16895	77
16494	193	16575	25	16686	193	16840RB	100	16896	77
16495	193	16576	25	16688	193	16841	100	16897	77
16496	193	16577	25	16690	193	16841	100	16898	77
16499	27	16578	25	16692	193	16841RB	100	16899	77
16500	27	16579	173	16694	176	16842	100	16900	77
16501	27	16581	25	16696	193	16842	100	16901	77
16502	27	16582	25	16698	193	16842RB	100	16902	77
16503	27	16584	26	16700	193	16843	100	16903	77
16504	27	16585	183	16710	221	16843	100	16904	77
16506	27	16585	183	16710	221	16843RB	100	16905	91
16507	27	16586	26	16712	221	16844	100	16906	91
16508	27	16587	30,214	16712	221	16844	100	16940	12
16509	27	16587	30,214	16714	221	16844RB	100	16941	12
16509	27	16588	26	16714	221	16845	100	16942	12
16510	22	16589	182	16720	217	16845	100	16943	12
16512	99	16590	182	16723	217	16845RB	100	16944	12
16513	99	16591	182	16724	217	16846	100	16945	12
16514	99	16592	182	16746	69	16846	100	16946	12
16515	97	16593	182	16747	69	16846RB	100	16947	12
16516	97	16595	102	16748	197	16847	100	16948	12
16517	29	16595	102	16791	213	16847	100	16949	12
16518	200	16596	97	16793	213	16847RB	100	16950	12
16519	29	16597	97	16794	213	16848	100	16951	12
16520	29	16598	97	16796	213	16848	100	16952	211
16521	29	16599	97	16797	213	16848RB	100	16953	211
16522	29	16600	97	16801	70	16849	100	16954	211
16523	29	16601	98	16801	70	16849	100	16955	211
16524	29	16606	21	16803	70	16849RB	100	16956	211
16525	29	16607	21	16803	70	16850	100	16957	66
16526	28	16608	21	16806	70	16851	100	16958	66
16527	28	16611	117	16806	70	16852	100	16959	66
16528	29	16614	21	16807	70	16853	100	16960	66
16529	29	16615	21	16807	70	16854	100	16961	66
16530	23	16616	21	16809	70	16855	100	16982	98
16531	221	16617	20	16809	70	16856	100	16983	98
16531	221	16618	20	16811	70	16857	100	16984	98
16532	23	16619	20	16811	70	16858	100	16985	98
16533	22,221	16620	117	16813	70	16859	100	16986	98
16533	22,221	16621	117	16813	70	16860	100	16987	98
16535	22,221	16623	98	16815	70	16861	100	16988	107
16535	22,221	16624	98	16815	70	16862	165	17014	252

Marshalltown EDI Number Listing

EDI NO.	PAGE NO.	EDI NO.	PAGE NO.	EDI NO.	PAGE NO.	EDI NO.	PAGE NO.	EDI NO.	PAGE NO.
17230	113	17382	217	17550	67	17905	249	18032	129
17236	113	17383	217	17551	67	17906	249	18033	129
17244	113	17384	217	17552	67	17907	249	18034	129
17258	71	17385	217	17553	67	17908	249	18035	129
17259	71	17386	217	17554	67	17909	249	18036	129
17260	71	17387	217	17555	67	17910	249	18037	129
17264	71	17388	217	17556	67	17911	249	18038	129
17265	71	17389	217	17588	52	17912	249	18039	129
17266	71	17390	75	17589	52	17913	249	18040	129
17300	75	17391	75	17590	52	17914	249	18041	129
17301	75	17392	75	17591	52	17915	247	18042	129
17302	75	17393	75	17592	57	17916	247	18043	129
17303	223,242	17394	75	17593	57	17917	247	18044	129
17304	63	17395	75	17594	52	17918	247	18045	129
17306	249	17396	75	17595	52	17919	247	18046	129
17307	246	17397	75	17596	52	17920	247	18047	129
17308	246	17398	75	17597	52	17927	12	18048	129
17309	246	17399	75	17598	52	17935	209	18049	129
17310	246	17407	112	17599	52	17936	209	18050	129
17311	246	17408	112	17600	52	17937	209	18051	129
17312	246	17409	112	17636	113	17938	209	18052	137
17313	248	17410	112	17644	113	17982	121	18053	137
17314	248	17411	112	17710	117	17983	121	18054	129
17315	248	17412	112	17800	221	17984	121	18055	129
17316	248	17413	112	17802	221	17985	121	18058	131
17317	248	17414	112	17813	219	17986	121	18063	248
17318	248	17415	112	17815	224	17987	120	18064	248
17319	247	17416	112	17816	18	17988	120	18065	248
17320	247	17417	112	17817	17	17989	120	18078	120
17321	247	17425	248	17818	17	17990	120	18079	120
17322	247	17426	248	17819	17	17991	123	18080	120
17323	247	17427	248	17820	246	17992	123	18081	120
17324	247	17428	248	17821	246	17993	123	18082	120
17330	113	17430	113	17822	246	17994	123	18083	120
17332	247	17431	247	17823	246	17995	125	18084	121
17333	247	17432	247	17824	246	17996	125	18085	121
17334	247	17433	247	17825	246	17997	125	18086	121
17335	247	17434	247	17839	245	17998	125	18087	121
17336	113	17435	247	17839	245	17999	123	18088	121
17337	247	17436	113	17840	250	18000	123	18089	121
17338	247	17437	247	17840	250	18001	133,134	18090	119
17339	252	17438	247	17867	248	18002	132	18091	119
17340	113	17439	247	17868	248	18003	130	18092	119
17341	113	17440	247	17869	248	18004	131	18093	119
17342	113	17441	246	17870	248	18005	131	18094	119
17343	113	17442	246	17871	248	18006	131	18095	119
17344	113	17443	246	17872	248	18007	131	18096	119
17345	110	17444	113	17873	248	18008	131	18097	119
17346	110	17445	113	17874	248	18009	131	18098	119
17347	248	17445	113	17875	248	18010	131	18099	119
17349	113	17446	113	17876	248	18011	131	18100	119
17350	112	17446	113	17877	248	18012	131	18101	119
17351	112	17447	113	17878	248	18013	131	18102	119
17352	113	17447	113	17886	248	18014	131	18103	119
17353	112	17448	246	17887	248	18015	131	18104	119
17354	112	17471	220	17888	248	18016	131	18105	119
17358	112	17472	220	17889	248	18017	131	18106	119
17359	112	17473	198	17890	248	18018	131	18107	119
17360	113	17474	198	17892	248	18019	131	18108	120
17361	112	17475	198	17893	248	18020	129	18109	120
17362	112	17476	198	17894	248	18021	129	18110	120
17363	113	17476	198	17895	248	18022	129	18111	120
17367	113	17497	252	17896	248	18023	129	18112	121
17368	113	17497	252	17897	249	18024	129	18113	121
17371	113	17500	251	17898	249	18025	129	18114	121
17372	113	17500	251	17899	249	18026	129	18115	121
17376	112	17536	113	17900	249	18027	129	18116	122
17377	107	17544	113	17901	249	18028	129	18117	122
17379	107	17545	67	17902	249	18029	129	18118	122
17380	217	17546	67	17903	249	18030	129	18119	122
17381	217	17547	67	17904	249	18031	129	18120	122

Marshalltown EDI Number Listing

EDI NO.	PAGE NO.	EDI NO.	PAGE NO.	EDI NO.	PAGE NO.	EDI NO.	PAGE NO.	EDI NO.	PAGE NO.
18121	122	18198	136	18276	132	18417	170	18650	110
18122	121	18199	136	18277	132	18418	170	18651	110
18123	121	18200	136	18278	132	18419	170	18652	110
18124	123	18201	136	18279	132	18420	170	18653	110
18125	123	18202	136	18280	132	18421	170	18654	110
18126	123	18203	136	18281	132	18422	170	18655	110
18127	123	18204	136	18282	132	18423	170	18656	110
18128	122	18205	136	18283	132	18424	170	18657	110
18129	122	18206	136	18284	132	18425	170	18658	110
18130	122	18207	136	18285	119	18426	170	18659	110
18131	122	18208	136	18286	119	18427	170	18660	110
18132	122	18209	136	18287	119	18428	170	18661	110
18133	122	18210	136	18288	119	18429	170	18662	110
18134	122	18211	136	18289	119	18430	170	18663	110
18135	122	18212	136	18290	119	18431	170	18664	110
18136	122	18214	136	18291	125	18432	170	18665	110
18137	122	18215	136	18292	125	18433	170	18666	110
18138	122	18216	136	18293	125	18434	170	18706	71
18139	122	18217	136	18304	65	18448	169	18707	25,238
18140	123	18218	136	18351	113	18449	169	18708	25,238
18141	123	18219	136	18355	249	18481	157	18709	25,238
18148	135	18220	136	18359	222	18482	157	18710	25,238
18149	135	18221	137	18360	222	18483	157	18711	25,238
18150	135	18222	137	18361	222	18484	157	18712	25,238
18151	135	18223	137	18362	222	18486	157	18713	25,238
18152	135	18224	137	18363	222	18487	157	18714	25,238
18153	135	18225	137	18364	222	18488	157	18715	25,238
18154	135	18226	137	18365	222	18489	157	18716	25,238
18155	135	18227	124	18366	222	18490	157	18717	25,238
18156	135	18228	122	18367	222	18492	157	18718	25,238
18157	135	18229	121	18368	222	18493	157	18730	96
18158	135	18230	137	18369	222	18494	157	18730	96
18159	135	18231	121	18370	222	18496	157	18731	96
18160	135	18232	137	18371	93	18498	157	18731	96
18161	135	18233	137	18372	93	18500	157	18732	96
18162	135	18234	137	18373	93	18501	157	18732	96
18163	135	18235	137	18374	93	18502	157	18733	96
18164	135	18236	137	18375	93	18503	157	18733	96
18165	135	18237	121	18376	93	18505	157	18795	78
18166	135	18238	137	18377	93	18506	157	18796	78
18167	135	18239	137	18378	93	18507	157	18797	78
18168	135	18240	121	18379	93	18509	157	18901	138
18169	135	18241	137	18386	195	18511	157	18902	138
18170	135	18242	137	18387	109	18515	157	18905	138
18171	135	18243	129	18388	109	18517	157	18906	138
18172	135	18244	129	18389	109	18518	157	18909	138
18173	135	18245	129	18390	109	18563	82	18910	134
18174	135	18246	129	18391	109	18567	166	18911	134
18175	135	18248	129	18392	109	18568	166	18912	134
18176	135	18249	137	18393	109	18569	166	18913	134
18177	135	18250	137	18394	109	18572	166	18914	134
18178	135	18254	138	18397	109	18573	166	18915	134
18179	135	18255	138	18398	109	18574	167	18916	134
18180	135	18257	132	18399	109	18576	168	18917	134
18181	135	18258	138	18400	170	18577	168	18918	134
18182	135	18260	134	18401	170	18578	168	18919	134
18183	135	18261	132	18402	170	18579	168	18920	134
18184	135	18262	132	18403	170	18580	168	18921	134
18185	135	18263	132	18404	170	18586	9	18922	134
18186	135	18264	132	18405	170	18632	11	18923	134
18187	135	18265	132	18406	170	18635	12	18924	134
18188	135	18266	132	18407	170	18636	215	18925	134
18189	135	18267	132	18408	170	18637	14	18926	134
18190	135	18268	132	18409	170	18638	14	18927	134
18191	135	18269	132	18410	170	18641	17	18928	134
18192	135	18270	132	18411	170	18642	17	18929	134
18193	135	18271	132	18412	170	18643	17	18930	134
18194	135	18272	132	18413	170	18644	144	18931	134
18195	135	18273	132	18414	170	18644	144	18932	134
18196	136	18274	132	18415	170	18645	144	18933	134
18197	136	18275	132	18416	170	18645	144	18934	122

Marshalltown EDI Number Listing

EDI NO.	PAGE NO.	EDI NO.	PAGE NO.	EDI NO.	PAGE NO.	EDI NO.	PAGE NO.	EDI NO.	PAGE NO.
18935	122	19055	196	19658	181	20132	74	20514	146
18936	122	19056	196	19662	195	20133	74	20515	99
18937	122	19057	201	19664	202	20134	74	20516	99
18938	122	19058	235	19665	202	20135	74	20517	99
18939	122	19059	235	19666	202	20136	74	20518	99
18940	124	19060	219	19667	202	20137	74	20519	99
18941	124	19063	235	19668	202	20138	74	20520	99
18942	124	19064	236	19669	202	20139	74	20521	99
18943	124	19069	235	19670	202	20140	74	20522	99
18944	124	19070	235	19671	202	20141	74	20527	99
18945	124	19072	236	19672	214,202	20142	74	20528	99
18946	124	19074	237,196	19673	202	20143	74	20529	99
18947	124	19075	239	19674	202	20144	74	20530	99
18948	124	19083	252	19675	202	20145	74	20547	146
18949	124	19102	163	19676	214,202	20146	74	20548	147
18950	124	19104	8	19677	202	20147	74	20644	76
18951	124	19104	8	19678	202	20148	74	20645	76
18952	124	19106	8	19679	202	20160	74	20646	76
18953	124	19107	8	19680	214,202	20163	74	20647	76
18954	124	19108	8	19681	202	20166	74	20731	72
18955	124	19111	69	19683	202	20169	74	20733	72
18956	124	19112	69	19684	202	20174	74	20734	72
18957	124	19114	51	19685	202	20177	74	20735	72
18958	120	19115	51	19686	202	20180	74	20736	72
18959	120	19116	51	19687	202	20183	74	20743	72
18960	120	19117	51	19691	199	20186	74	20744	72
18961	139	19118	64	19692	199	20189	74	20745	72
18963	139	19127	163	19693	199	20192	74	20746	72
18982	121	19128	163	19694	199	20195	74	20754	72
18983	121	19130	69	19695	199	20198	74	20757	72
18984	121	19162	87	19696	199	20202	74	20760	72
18985	121	19164	87	19697	199	20205	74	20763	72
18986	121	19166	87	19705	201	20208	74	20766	72
18987	121	19176	87	19719	235	20211	74	20769	72
18988	123	19288	92	19773	196	20214	74	20773	72
18988	123	19482	201	19774	196	20217	74	20776	72
18989	123	19483	199	19775	201	20353	75	21012	87
18989	123	19484	199	19803	252	20402	147	21013	87
18990	122	19529	201	19934	199	20403	146	21015	87
18995	192	19541	196	19939	199	20404	146	21016	87
18996	192	19556	199	19941	199	20411	97	21488	34
18997	192	19558	180	20015	86	20412	97	21491	34
18998	192	19560	200	20030	86	20413	97	21497	35
18999	192	19564	201	20037	86	20414	97	21500	35
19000	192	19565	201	20047	87	20419	99	21576	35
19001	192	19567	197	20063	85	20420	99	21684	33
19002	192	19568	197	20064	85	20421	99	21737	38
19003	192	19569	201	20066	85	20422	99	22247	36
19004	192	19570	201	20067	88	20423	99	22251	36
19005	192	19571	201	20086	148	20424	99	22256	37
19006	192	19590	237	20087	148	20425	99	22260	37
19007	192	19591	237	20092	140	20427	99	22261	37
19008	192	19594	237	20093	140	20428	99	22263	37
19009	192	19600	200	20094	140	20429	99	22275	37
19010	192	19602	200	20095	140	20454	147	22276	37
19011	192	19603	200	20096	140	20468	146,147	22277	37
19012	192	19620	196	20097	140	20469	147	22278	37
19013	192	19622	196	20098	140	20471	147	22281	35
19014	192	19625	196	20099	140	20472	147	22927	36
19015	192	19626	196	20100	140	20473	147	22930	36
19034	160	19627	196	20101	140	20475	147	23570	32
19040	218	19628	200	20102	140	20478	146	23572	32
19041	218	19629	200	20103	140	20483	99	23579	32
19044	225	19630	200	20104	141	20489	99	23581	32
19046	160	19631	200	20106	141	20499	99	23647	32
19047	160	19632	200	20107	141	20500	99	23648	33
19048	160	19633	200	20110	141	20501	99	23684	33
19049	160	19634	199	20127	103	20502	99	24070	240
19051	236	19635	199	20128	103	20509	146	24083	241
19052	236	19636	222,199	20130	74	20510	146	24084	241
19053	236	19657	182	20131	74	20511	146	24087	241

Marshalltown EDI Number Listing

EDI NO.	PAGE NO.	EDI NO.	PAGE NO.	EDI NO.	PAGE NO.	EDI NO.	PAGE NO.	EDI NO.	PAGE NO.
24089	241	24419	143	24835	90	25604	179	27040	145
24096	240	24420	143	24836	90	25605	83	27041	145
24131	240	24422	143	24837	90	25608	83	27042	145
24164	240	24424	143	24843	91	25609	83	27070	32
24165	240	24425	143	24844	91	25611	83	27071	33
24167	240	24426	143	24845	91	25626	83	27100	32
24186	240	24427	143	24847	91	25631	83	27101	32
24187	240	24428	143	24849	90	25638	83	27110	33
24190	241	24429	143	24857	90	25642	83	27223	140
24191	241	24430	143	24860	90	25697	144	27240	32
24194	240	24431	143	24915	89	25698	144	27241	32
24197	240	24434	143	24992	144	25699	144	27242	32
24205	241	24435	143	24993	91	25700	144	27243	33
24206	241	24436	143	25122	103	25701	144	27244	33
24207	241	24437	143	25123	103	25702	144	27245	33
24208	241	24438	143	25212	128	25707	145	27246	32
24209	241	24439	143	25213	128	25708	145	27247	32
24221	239	24442	141	25214	128	25709	145	27248	32
24250	241	24461	142	25215	128	25710	145	27249	33
24268	147	24462	144	25216	126,127	25713	145	27250	33
24270	242	24463	144	25219	127	25714	145	27251	33
24271	147	24464	144	25220	126,127	25725	145	27252	33
24285	242	24465	144	25221	127	25729	144	27253	34
24286	242	24466	144	25222	127	25730	144	27254	32
24288	243	24467	144	25223	126	25731	144		
24300	223,242	24474	144	25226	126	25735	144		
24304	223,242	24483	144	25227	126	25736	144		
24305	223,242	24485	141	25230	126	25737	144		
24313	106	24486	142	25231	126	25738	145		
24314	106	24487	143	25234	126	25739	145		
24316	106	24488	143	25235	126	25740	145		
24318	105	24490	143	25238	126	25741	145		
24324	105	24491	143	25239	127	25742	145		
24325	105	24492	143	25240	127	25743	145		
24326	105	24496	142	25241	126	25744	146		
24328	105	24497	142	25242	128	25745	146		
24332	105	24498	142	25243	128	25754	145		
24341	106	24501	143,144	25244	128	25755	145		
24342	106	24503	142,143,144	25245	128	25756	145		
24345	106	24504	142,143,144	25247	128	25757	145		
24347	105	24505	142,143,144	25249	127	25759	146		
24355	105	24506	142,143,144	25250	127	25760	146		
24356	105	24507	142,143,144	25251	127	25845	243		
24358	105	24508	142,143,144	25252	127	25848	243		
24359	105	24521	141	25253	127	25854	148		
24360	105	24537	90	25254	127	25855	148		
24364	106	24544	142	25256	127	25883	148		
24374	243	24545	142	25265	128	25931	96		
24375	243	24547	142	25266	128	25982	96		
24377	243	24548	142	25267	128	26031	96		
24378	243	24549	142	25268	128	26456	147		
24380	243	24550	142	25490	223	26457	141		
24381	243	24551	142	25491	223	26458	141		
24390	103	24552	142	25492	223	26591	141		
24392	103	24553	142	25496	223	26595	146		
24393	103	24554	142	25497	223	26691	251		
24394	103	24557	142	25500	223	26991	142		
24398	143	24558	142	25512	75	26992	142		
24399	143	24559	142	25513	75	26993	142		
24400	143	24560	142	25514	75	26994	142		
24401	143	24561	142	25517	75	26995	142		
24402	143	24562	142	25518	75	26996	142		
24403	143	24563	142	25519	75	26997	142		
24410	143	24564	142	25541	75	26998	142		
24412	143	24569	141	25542	75	26999	142		
24413	143	24570	144	25543	75	27000	142		
24414	143	24642	71	25544	75	27001	142		
24415	143	24643	71	25545	75	27005	127		
24416	143	24644	71	25577	75	27036	146		
24417	143	24833	90	25595	178	27038	146		
24418	143	24834	90	25597	178	27039	145		

Marshalltown Tool Index

<p>A</p> <p>Adapters</p> <ul style="list-style-type: none"> Broom 98 Fresno 88 Funny Trowel 88 Universal Mounting Plate 87 Push Button Handle 83-85 Threaded Handle 84-85 Trowel Handle 88 <p>Asphalt Melter 140</p> <p>Asphalt Shoes 148</p> <p>Asphalt Tools 140-148</p> <p>B</p> <p>Bags</p> <ul style="list-style-type: none"> Bucket 245 Duffel 245 Tool, Canvas Nylon 245-246 <p>Banding Machine 141</p> <p>Belts, Tool 243</p> <ul style="list-style-type: none"> Drywall Pouches 177 <p>Boots 245</p> <p>Brackets</p> <ul style="list-style-type: none"> 360° Twist Bracket 87 Bull Float 85-86 Multi-Mount Fresno 88 T-Slot Darby 71 2-Post Clevis 88 <p>Brick/Block Carts 23</p> <p>Brick Splitter 22</p> <p>Brooms</p> <ul style="list-style-type: none"> Asphalt 146-147 Concrete Finishing 97-99 Flat Wire 96 Float Adapter 97 Floor 99 Seal Coating 146-147 Street 147 Finish Strip 99 Utility 100, 239 <p>Brushes</p> <ul style="list-style-type: none"> Acid 29 Asphalt 147 Beavertail 29 Bucket 29 Curb 98 Duster 225 Felt 177 Masonry 29 Paste 201 Scrub 28 Stucco Dash 28, 234 Texture 186 Truck Washing 239 Wire 29, 200 <p>Bucket Grit Guard 244</p> <p>Bucket Heater 227</p> <p>Bucket Opener 195</p> <p>Bucket Scoops 165</p> <p>Bullnose Cleaner 160</p> <p>Bump Cutters 73-74</p>	<p>Bumper, Brick Trowel 8</p> <p>C</p> <p>Callus Preventer 163</p> <p>Can Opener 196</p> <p>Carbide Scoring Cutter 218-219</p> <p>Carpet Cutter, Cushion Back 219</p> <p>Carpet Stretcher, Power 220</p> <p>Carpet Tools 219-220</p> <p>Carriers</p> <ul style="list-style-type: none"> Brick 22 Drywall 172 <p>Chalk Boxes 238</p> <ul style="list-style-type: none"> Chalk 239 <p>Check Rods 72</p> <p>China Markers 227</p> <p>Chisels</p> <ul style="list-style-type: none"> Brick 19-21 Carbide Tipped 218 Concrete 117 <p>Circle Cutters 175</p> <p>Cloth</p> <ul style="list-style-type: none"> Cheesecloth 215 Tack 199 <p>Clothing 246-249</p> <p>Compressor 188</p> <ul style="list-style-type: none"> Repair Parts 188 <p>Concrete Tools 39-139</p> <p>Cornerbead Tool 177</p> <p>Curb Tools 59-60</p> <p>Cutters</p> <ul style="list-style-type: none"> Bolt 104 VCT Cutter 217 <p>D</p> <p>Darbies</p> <ul style="list-style-type: none"> Magnesium 71 Plaster 185 Resin 71 T-Slot 70 Wood 71 <p>Decorative Concrete 118-139</p> <ul style="list-style-type: none"> Colorant 135 Hardener 136 Mats & Skins 119-125 Overlays 132, 134 Release 137 Sealant & Additives 137-138 Shoes 139 Stains 129 Texture Rollers 126-128 Touch up wheels 127 Vertical 130-131 <p>Displays 250-252</p> <ul style="list-style-type: none"> Backer 251 Gondola 250 Hooks & Boxes 251-252 Wire Grid Display 251 <p>Door Painting Stands 195</p> <p>Drywall Cart 172</p> <p>Drywall Tools 149-203</p> <p>Dust Mask 183</p>	<p>Dust Pans 239</p> <p>E</p> <p>Ear Plugs & Muffs 250</p> <p>Edgers</p> <ul style="list-style-type: none"> Hand 52-56 Bronze 52 Chamfer 52, 53 Narrow 53 Tube 52 w/groover attachment 62 Zinc 52 <p>Safety Step 61</p> <p>Walking 56-58</p> <ul style="list-style-type: none"> Bronze 57 w/groover attachment 62 <p>EIFS Tools 228-234</p> <p>F</p> <p>Featheredge 185</p> <p>File</p> <ul style="list-style-type: none"> Sharpening 199 Tile 218 <p>Floats</p> <ul style="list-style-type: none"> Acrylic Angle 179 Aluminum 77 Bull <ul style="list-style-type: none"> Aluminum 77 Channel 76 Magnesium 77-78 Multi-groove 78 Resin 78 Wood 78 Cork 179 Epoxy 212-213 Magnesium Hand 67-69 Molded Rubber 177, 213 Neoprene 213 Plastic Foam 178, 214 Resin 70 Rubber 177-178 Sidewalk Slicker 71 Sponge 179 Tile Grouter's 212 Wall Form 69 Wood 69 <p>Floor Board Lifter 223</p> <p>Form Stakes Remover 107</p> <p>Fresnos 79-82</p> <p>G</p> <p>Gilson Mixers 31-38</p> <p>Gliders, Blue 82</p> <p>Go Devils 185</p> <p>Graining Tools 201</p> <p>Groovers</p> <ul style="list-style-type: none"> Attachments 67 Hand 61-65 <ul style="list-style-type: none"> All Steel 63 Bronze 63 Chicago 65 Control Joint 63 Rocker 64
---	--	---

Marshalltown Tool Index

<p>Grovers Continued</p> <ul style="list-style-type: none"> Safety Step..... 62 Texas 62 Western..... 64 Wheelchair 62 Zinc 63 Walking 62-66 <ul style="list-style-type: none"> All Steel..... 66 Bronze..... 65 Cast Aluminum..... 66 Chicago..... 65 Control Joint..... 65 Stealth..... 66 Texas 62 Wheelchair 62 Zinc 64 Grout Bags 17-18 Grout Sealant Tool 214 Grout System 213 Gunite Shoes..... 139 <p style="text-align: center;">H</p> <p>Hammers</p> <ul style="list-style-type: none"> Brick 18 Claw 238 Drilling 106 Drywall 176 Engineer's..... 106 Mash 105-106 Stone Masons..... 19 Toothed Bush..... 19 <p>Handles</p> <p>Replacement</p> <ul style="list-style-type: none"> Brick Trowel 8 Finishing Trowel 51 Float 69 Hawk 163 T-Slot Darby 71 <p>Poles</p> <ul style="list-style-type: none"> Adjustable 84, 182 Fiberglass..... 83 Lute 141-144 Push Button..... 83 Sander..... 181-182 Screed..... 96 Threaded..... 82 Wood..... 28, 88-91 <p>Hard Hat 250</p> <p>Hatchet, Drywall 176</p> <p>Hawks</p> <ul style="list-style-type: none"> Adjustable Handle..... 13, 162 Aluminum..... 13, 162 Composite..... 13, 163 Hawkmate™ 162 Magnesium 13, 162 <p>Hoes</p> <ul style="list-style-type: none"> Crack 147 Garden 243 Mortar..... 23 Tool Holster 243 	<p>Hopper Guns 189-190</p> <ul style="list-style-type: none"> Cleaning Kit..... 190 Elbow Adapters..... 191 Repair Kits 191 Stand 190 <p style="text-align: center;">J</p> <p>Joint Raker 16</p> <ul style="list-style-type: none"> Skate Wheel..... 16 <p>Jointers</p> <ul style="list-style-type: none"> Acrylic 15 Ball 16 Barrel 16 Concave & Convex..... 15 Grapevine 16 Steel 15 <p style="text-align: center;">K</p> <p>Kits</p> <p>Apprentice</p> <ul style="list-style-type: none"> Brick 30 Concrete..... 117 Drywall 202-203 DIY Drywall 203 Finisher's Tote™ 75 Wall Repair 184 <p>Knee Boards..... 101</p> <p>Knee Kicker..... 220</p> <p>Knee Pads..... 225-226, 244</p> <p>Kneeler Boards..... 101</p> <p>Knives</p> <ul style="list-style-type: none"> Break-Off & Blades..... 236-237 <ul style="list-style-type: none"> Broad 154 Carpet 219 Knockdown 186 Putty & Joint..... 155-158 Razor 201 Scratcher..... 219 Taping 152-154 Triple Edge..... 199 Utility & Blades..... 235 <p style="text-align: center;">L</p> <p>Levels</p> <ul style="list-style-type: none"> Box Beam 238 Crick® 25, 238 Line 24, 238 <p>Lifters, Drywall..... 172</p> <p>Line Blocks 27</p> <p>Line Pins 27</p> <p>Line Stretchers 27</p> <p>Line Twigs 27</p> <p>Lutes 141-144</p> <p style="text-align: center;">M</p> <p>Mallets, Rubber..... 176</p> <p>Masonry Guides 25</p> <p>Masonry Tools..... 6-30</p> <p>Mason's Line 25-26</p> <p>Miscellaneous Tools..... 235-250</p> <p>Mixers, Gilson..... 31-38</p> <p>Mixers</p> <ul style="list-style-type: none"> Die-Cast..... 163 Egg Beater 164 	<p>Fan Blade..... 164</p> <p>Jiffiler 163</p> <p>Paint 164</p> <p>Quik-Mix..... 163</p> <p>Ribbon..... 164</p> <p>Mortar</p> <ul style="list-style-type: none"> Board, Box, Pan..... 23-24 Stand 24 <p>Mud Mashers..... 164-165</p> <p>Mud Pans 160-161</p> <p style="text-align: center;">N</p> <p>Nippers, Tile 217</p> <p style="text-align: center;">O</p> <p>Ornamental Tools..... 184</p> <p style="text-align: center;">P</p> <p>Pails, Rubber..... 24</p> <p>Paint Brush Comb 196</p> <p>Panel Lifts, Drywall..... 194</p> <p>Pans, Dust..... 100</p> <p>Pencil & Sharpener 239</p> <p>Pitchforks..... 241</p> <p>Picks & Mattocks 243</p> <p>Placers 89-90</p> <p>Plaster Patcher..... 184</p> <p>Pot Hooks..... 196</p> <p>Pour Pots..... 141</p> <p>Power Screeds 92-93</p> <p>Power Trowels..... 108</p> <p>Power Trowel Blades 110,112-113 <ul style="list-style-type: none"> Conversion Chart..... 114-116 Hardware 117 </p> <p>Power Trowel Pans 109-110 <ul style="list-style-type: none"> Conversion Chart..... 114-116 </p> <p>Probes, Tile 243</p> <p>Pry Bars 102-103</p> <p style="text-align: center;">R</p> <p>Racatac™ 226</p> <p>Rakes 242 <ul style="list-style-type: none"> Asphalt 147 Gauge 138 </p> <p>Rasp</p> <ul style="list-style-type: none"> Drywall 173 EIFS/Paper 233 Rapid Rasp™ 233 <p>Refinishing Tool..... 197</p> <p>Rebar Cutters/Benders</p> <ul style="list-style-type: none"> Manual Benders..... 103 Manual Cutters/Benders 103 <p>Rebar Lifters..... 102</p> <p>Rock 'N' Roller™ 126-128</p> <p>Rollers</p> <ul style="list-style-type: none"> Corner 160 Extension 227 J Style 227 Seam 200-201 Carpet Seam..... 219 <p>Round-It Tool..... 160</p> <p>Rub Bricks 22, 117, 221</p> <p>Rulers, Rhino..... 28</p>
---	---	---

Marshalltown Tool Index

S

Safety Glasses	249
Sanders	
Hand	180
Pole	181
Vacuum	179
Sandpaper/Sandscreen.....	182
Saws	
Acoustical.....	175
Concrete	94
Drywall	173
Grout	221
Hole	218
Super Saw, Crain®	216
Blades	216
Undercut	218
Utility	173-174
Scarifiers	184
Scrapers	
Bent Blade	197
Carbide	199
Crain®	222
Blades	222
Floor	30, 197, 222-223
Forged.....	241
Molding	199
Paint	198
Razor Blade	196
T-Handled Floor.....	197, 222
Threaded Handle	197
Wall	197
Screeds	95
Combo	96
Handles	96
Screwdrivers.....	237
Scrub Bug/Float.....	214-215
Shears	201
Shovels	239-241
Scoop.....	241
Shingle.....	240
Trenching.....	241
Sled Runners.....	17
Slickers	
Brick	14-15
Drywall/EIFS	185
Snips	221
Sponges	
Contour Sanding.....	182
Drywall Sanding.....	183
Sanding Sponge Pads	183
Tile Grout	214
Turtle Back.....	30, 214
Spray Shields	195
Squeegees	
Adjustable Texture.....	186
Asphalt.....	144
Crack	145-146
Floor	100, 145
Notched.....	100
Stair Tool, Carpet.....	219

Staple

Guns	220
Hammer Tackers	220
Step Tools	61
Stilts, Drywall.....	192-194
Repair Kits/Parts.....	192-194
Straight Edge	
Paver's.....	75
Plain	224
Set	224
Stripers	202
Accessories.....	202
Double Line Kit	202
Wheel Tip Assemblies	202
Stripper, Drywall.....	175
Stud Finder.....	177
Suction Cups.....	225

T

T-Squares.....	175-176
Tampers	
Asphalt.....	148
Concrete	102-139
Tape	
Cornerbead.....	172
Mesh	171
Tape Holders.....	171
Tape Measures	28, 174, 239
Tapers	
Drywall	170-171
Mesh	171
The Paper Taper.....	171
Taping Tools, Automatic	
Angle Head Finishers	167
Applicators	166
Corner Flusher Boxes.....	168
Corner Rollers.....	166
Flat Boxes	167
Grip Box Handles.....	168
Mud Pumps.....	169
Nail Spotters	169
Taper	165
Tool Display Stand.....	169
Repair Parts.....	165-170
Tube Syringe.....	166
Texture Sprayer, Enforcer®	187, 233
Tie Wire	
Looped Wire Ties.....	104
Reels	104
Twisters.....	104
Tile and Flooring Tools.....	204-227
Tile Cutters	216
Replacement Parts	216
Tile Dolly	225
Tile Screen	218
Tile Spacers	224
Tile Spacer Popper.....	225
Tile Stones	221
Tongs, Brick	22
Tool Hook	51
Tote, 30" Open.....	187, 245

Trowels

Archaeology	12
Holster.....	12
Brick	
Ceremonial.....	9
London	7-10
PermaShape®	7
Philadelphia.....	7, 9, 10
Wide London.....	7
Bucket.....	9-10
Stainless.....	10
Coke	12
Corner	
Concrete.....	61
Drywall	158-159
EIFS	231
Drywall	158-159
EIFS	228-233
Finishing.....	39-51, 149
DuraFlex.....	149, 230
Front Rounded.....	44
Fully Rounded.....	45, 47
Gunite.....	46
Midget	46
PermaShape®	39
Plastic.....	47-48
Silo	46
Gauging	12
Insulator's.....	13, 230
Margin.....	11
Stainless.....	11
Notched.....	204-211, 229
DuraNotch®	207
Margin	211
Plastic.....	210
Spreaders.....	211
Trowels Continued	
Pipe	45
Plastic Texturing.....	231
Pointing.....	14...
Pool	48-51
Exposed Rivet.....	48-49
Plastic.....	48
PoolSaver™	49
Tile Setter's.....	215
Wall Form.....	46
Truss Screeds	93
Tuck Pointers	14
W	
Wall Capping Tools	19
Wax Bowl Ring.....	227
Wedge, Stone Splitting.....	22
Wipe Down Blade.....	160
Work Bench.....	194
Leg Extensions	194
Z	
Zipper Doorway.....	195



Sales/Customer Service:
Phone: 641-753-5999 • 800-888-0127
Fax: 641-753-6341 • 800-477-6341

Manufacturing Plants:
Marshalltown, Iowa • Fayetteville, Arkansas
www.MARSHALLTOWN.com

MTCAT/17003
Printed in U.S.A.