

SMART DROPIN™

[CLICK HERE FOR DETAILS](#)

DEWALT


ENGINEERED BY Powers™



SETTING INDICATOR



UNIQUE CROWN DESIGN CONFIRMS ANCHOR HAS BEEN PROPERLY SET WITH THE SETTING SYSTEM



UNIQUE PLUG DESIGN REDUCES SETTING ENERGY

DI SETTING TOOL LOCKS OVER STOP BIT

STOP BIT DRILLS THE CORRECT HOLE DEPTH

DUST COLLECTION FOR OSHA COMPLIANCE



SMART DI™ SYSTEM

APPROVALS

Full FM & UL Listings:
www.DEWALT.com



BASE MATERIALS



Normal Weight Concrete

TYPICAL APPLICATIONS


- › Suspending conduit
- › Fire sprinkler
- › Cable trays and strut
- › Concrete formwork
- › Pipe supports
- › Suspended lighting

KNURLED STEEL DROPIN™

[CLICK HERE FOR DETAILS](#)

INTERNALLY THREADED EXPANSION ANCHOR

- Internally threaded anchor for easy bolt removability and service work
- Flanged (lipped) version installs flush for easy inspection and standard embedment
- Smooth wall dropin can be installed flush mounted or below the base material surface
- Optionally available with a knurled body
- Coil thread version accepts coil rod and typically used for concrete formwork applications



APPROVALS



Full FM & UL Listings:
www.DEWALT.com

BASE MATERIALS



Normal Weight Concrete

Lightweight Concrete

Concrete Over Steel Deck

TYPICAL APPLICATIONS

- › Suspending conduit
- › Fire sprinkler
- › Cable trays and strut
- › Concrete formwork
- › Pipe supports
- › Suspended lighting

MINI DROPIN™

[CLICK HERE FOR DETAILS](#)

INTERNALLY THREADED EXPANSION ANCHOR

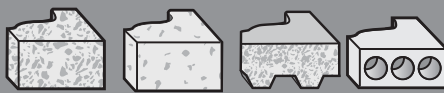
- Internally threaded anchor for easy bolt removability and service work
- Ideal for precast hollow core plank and post-tensioned concrete slabs
- Lip provides flush installation and consistent embedment
- Manual setting tool scores flange when set to verify proper expansion depth



APPROVALS



BASE MATERIALS



Normal Weight Concrete

Lightweight Concrete

Concrete Over Steel Deck

Hollow Core Pre-cast Slabs

TYPICAL APPLICATIONS


- › Suspending conduit
- › Fire sprinkler
- › Cable trays and strut
- › Utilities
- › Pipe supports
- › Suspended lighting

CALK-IN™

[CLICK HERE FOR DETAILS](#)

MECHANICAL BOLT ANCHOR

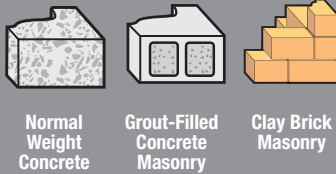
- Readily accepts machine bolts
- Internally threaded anchor for easy removability of attachment and service work
- Shallow embedment



APPROVALS

Federal GSA Specification – Meets descriptive and proof load requirements of CID A-A-1922A, Type 1

BASE MATERIALS



Normal Weight Concrete
Grout-Filled Concrete Masonry
Clay Brick Masonry

TYPICAL APPLICATIONS


- › Windows
- › Screens
- › Sliding Doors
- › Shutters

HOLLOW-SET DROPIN™

[CLICK HERE FOR DETAILS](#)

INTERNALLY THREADED EXPANSION ANCHOR

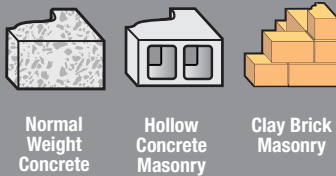
- Internally threaded anchor for easy bolt removability and service work
- Unique expansion design allows for anchoring in thin-walled base materials
- Versatile setting options allows for hollow or solid base materials



APPROVALS



BASE MATERIALS



Normal Weight Concrete
Hollow Concrete Masonry
Clay Brick Masonry

TYPICAL APPLICATIONS


- › Anchoring to Concrete Block
- › Fastening to Precast Hollow Core Plank
- › Suspending Conduit
- › Fire Sprinkler
- › Cable Trays and Strut
- › Suspended Lighting
- › Pipe Supports
- › Removable Anchorage

MINI-UNDERCUT+™

[CLICK HERE FOR DETAILS](#)

INTERNALLY THREADED UNDERCUT ANCHOR

- Ideal for precast hollow-core plank and post-tensioned concrete slabs
- Cracked concrete tested alternative to a mini dropin anchor
- Redesigned ANSI carbide stop bit with enlarged shoulder for accurate depth
- Drill and drive the anchor with one tool for fast anchor installation



ICC-ES APPROVED 3/4" LONG SEISMIC ANCHOR
SDS+ SETTING TOOL
STOP-BIT WIDENED SHOULDER HELPS PREVENT OVER-DRILLING
DUST COLLECTION FOR OSHA COMPLIANCE

SMART DRIVE™ SYSTEM

APPROVALS



Full FM listings: www.DEWALT.com

BASE MATERIALS



Post-Tension Concrete
Hollow Core Pre-cast Slabs
Normal Weight Concrete
Light Weight Concrete

TYPICAL APPLICATIONS

- › Tension zones, seismic and wind loading applications
- › Suspended Conduit
- › Fire sprinkler & pipe supports
- › Cable Trays and strut
- › Suspended Lighting

ESR-3912 Concrete

2018
2015
2012
2009


Recognition in cracked and uncracked concrete including seismic and wind loading (Category 1 Anchors)

SNAKE+®

[CLICK HERE FOR DETAILS](#)

INTERNALLY THREADED SCREW ANCHOR

- Cracked concrete approved
- Designed for use in holes drilled with standard ANSI carbide drill bits
- Anchor design allows for shallow embedment and mechanically interlocks with base material
- Fast anchor installation with a powered impact wrench



APPROVALS



ESR-2272
Concrete
3/8" & 1/2"
Snake+ Anchors

2015
2012
2009

Recognition in cracked and uncracked concrete including seismic and wind loading (Category 1 Anchors)

Full FM listings:
www.DEWALT.com

Evaluated and qualified by an accredited independent testing laboratory for:
Reliability against brittle failure Recognition in redundant fastening

BASE MATERIALS



Normal Weight Concrete



Lightweight Concrete



Concrete Over Steel Deck

TYPICAL APPLICATIONS

- Suspending conduit, cable trays and strut
- Interior applications/low level corrosion environment
- Tension zone areas
- Pipe supports
- Seismic and wind loading applications
- Fire sprinklers
- Suspended lighting

BANTAM PLUG

[CLICK HERE FOR DETAILS](#)

PLASTIC WALL ANCHOR


- Performs well in most base materials
- Anchor body is resistant to corrosion from moisture
- Offered with and without screws
(AVAILABLE IN KITS)



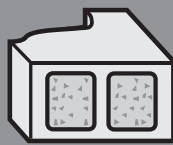
BASE MATERIALS



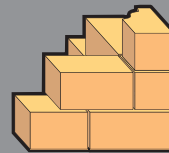
Normal Weight Concrete



Hollow Concrete Masonry



Grout-Filled Concrete Masonry



Clay Brick Masonry




Gypsum Wallboard

ZINC ZIP-IT®

[CLICK HERE FOR DETAILS](#)

WALLBOARD ANCHOR

- Ideal for mounting light electrical fixtures, fastening drapery supports, installing phone systems, miscellaneous hardware, etc.
- Offered with and without screws
(AVAILABLE IN KITS)



BASE MATERIALS




Gypsum Wallboard

TOGGLE BOLT

CLICK HERE FOR DETAILS

HOLLOW WALL ANCHOR

- Adjustable to accommodate various wall thickness up to 2-1/2"
- Easy to use and works in a variety of base materials



BASE MATERIALS



Gypsum Wallboard



Hollow Concrete Masonry




Plaster

STRAP-TOGGLE™

CLICK HERE FOR DETAILS

HOLLOW WALL ANCHOR

- Adjustable to accommodate various wall thickness up to 2-1/2"
- Allows for fixture and bolt/screw removal and re-anchoring



http://anchors.dewalt.com/anchors/products/mechanical-anchors/bolt-shield-anchors/mini_dropin.php

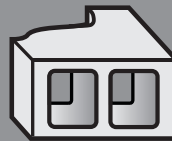
APPROVALS

Federal GSA Specification – Meets the descriptive requirements of FF-B-588D, Type V for a captive toggle (superseded)

BASE MATERIALS



Gypsum Wallboard




Hollow Concrete Masonry

ZAMAC NAILIN®

CLICK HERE FOR DETAILS

NAIL ANCHOR

- General purpose anchoring
- Installs in a variety of base materials



APPROVALS

Federal GSA Specification Meets the proof load requirements of FF-S-325C, Group V, Type 2, Class 3, (superseded) and CID A-A 1925A, Type 1 (mushroom head) & Type 2 (flat head)

BASE MATERIALS



Normal Weight Concrete



Grout-Filled Concrete Masonry



Clay Brick Masonry



Stone

TYPICAL APPLICATIONS

- › Roof Flashing
- › Brick Ties and Masonry Anchorage
- › Electrical Fixtures

- › Mechanical Attachments
- › Furring Strips
- › Maintenance