


# WE DON'T TRUCK AROUND

**TOOL  
COUNTRY**

CONSTRUCTION SUPPLY



## WHEN IT COMES TO CONCRETE, WE MEAN BUSINESS.

Quality, availability, service. They're the simple ideas that Sakrete was founded on 1936, and today's commitment to our dealers across the nation. When you're ready to stop truckin' around with concrete and focus on the hard work of growing your business, it's time to switch to Sakrete.







**SUPPLY CHAIN  
THAT WORKS**



**ROCKIES**  
4910 N Moline St Denver, CO 80239  
**720-923-5023**

**GREAT PLAINS**  
16820 W 113th Street Lenexa, KS 66219  
**913-522-6598**






**PROUD DISTRIBUTOR OF THE FULL LINEUP OF PRODUCTS FROM**



## FIVE ESSENTIAL BUILDING SOLUTIONS

Check out these top Sakrete Solutions to keep you in the game this season!

Whether you're pouring small slabs, making repairs or prepping for the cold, these are five products you will be using on every job – and all available at Tool Country!

	PSI STRENGTH	APPLICATION THICKNESS	WALK-ON TIME	AVAILABLE SIZES	USERS & APPLICATIONS
<b>MP GROUT</b> Ideal for precision applications.	UP TO 9,000 PSI	N/A	UP TO 5.5 HOURS	50 LB.	 <b>ALL CONCRETE PROS</b> <ul style="list-style-type: none"> <li>Provides high flexural &amp; compressive strength performance.</li> <li>High flow, high strength, on-metallic, non-shrink, non-corrosive and contains no added chlorides.</li> </ul>
<b>GP GROUT</b> Ideal for precision applications.	5,000 PSI	2"+	12 HOURS	50 LB.	 <b>ALL CONCRETE PROS</b> <ul style="list-style-type: none"> <li>Provides high flexural &amp; compressive strength performance.</li> <li>Non-metallic, non-shrink, non-corrosive and contains no added chlorides.</li> </ul>
<b>HIGH-STRENGTH CONCRETE MIX</b> Delivers consistent performance, high strength & a smooth finish.	4,000 PSI	2"+	24 HOURS	60 LB.	 <b>ALL CONCRETE PROS</b> <ul style="list-style-type: none"> <li>Trusted by pros since 1936.</li> <li>Strength and consistency for every project – slabs, footings, post setting, stairs, ramps and more.</li> </ul>
<b>3-2-1 CEMENTITIOUS RESURFACING COATING</b> For thin surface repairs, coating & restoration.	4,000 PSI	1/8"	3 HOURS	50 LB.	 <b>ALL CONCRETE PROS</b> <ul style="list-style-type: none"> <li>Exhibits superior workability by maintaining a smooth, creamy consistency for easy troweling, rubbing or spreading.</li> <li>Has superior bond strength to the substrate and contains no gypsum.</li> </ul>
<b>GENERAL PURPOSE SAND MIX</b> Versatility to tackle more products with a single mix.	N/A	1/2" – 2"	24 HOURS	60 LB.	 <b>HOMEOWNERS &amp; ALL PROS</b> <ul style="list-style-type: none"> <li>Ideal for setting stone, forming shower pans, repairing concrete resurfacing slabs</li> <li>Fine aggregates deliver superior workability and smooth finishing.</li> </ul>